

Anomalous diffusion in silo drainage

R. ARÉVALO, A. GARCIMARTÍN¹ and D. MAZA¹

Department of Physics and Applied Mathematics, Universidad de Navarra, E-31080 Pamplona, Spain

¹ *Also at Institute of Physics, University of Navarra, Pamplona, Spain.*

PACS. 45.70.-n – Granular systems.

PACS. 45.70.Mg – Granular flow: mixing, segregation and stratification.

PACS. 45.50.-j – Dynamics and kinematics of a particle and a system of particles.

Abstract. –

The silo discharge process is studied by molecular dynamics simulations. The development of the velocity profile and the probability density function for the displacements in the horizontal and vertical axis are obtained. These PDFs reveal non-gaussian statistics and superdiffusive behaviours in agreement with previous experiments. We introduce a nonlinear diffusion equation in order to describe the movements of the grains. Using this equation and the ideas of non-extensive thermodynamics, we propose an analytical expression for the PDFs that fits nicely the simulations.

Introduction. – Despite the apparent simplicity of the gravity-driven silo discharge process, we lack a well defined theoretical framework to explain the experimentally observed grain dynamics in terms of fundamental interactions. In the silo drainage, particles evolve under the action of the gravity and interact between them through inelastic collisions in a complicated way, where intensive variables –such as density or temperature– are not well defined. Under these circumstances, the displacement and velocity fluctuations could be of the same order than its mean values and even the net force acting on each particle could present strong deviations compared with the gravity force, therefore introducing unwanted effects like mixing or jamming [1,2]. Generally, two models were considered successful in explaining the global characteristics of the flow (the velocity profile) inside the silo. One of them is based in a continuous approach and the other takes into account the discrete nature of the media. The continuum model [3] uses concepts like elasto-plastic potentials introduced in the framework of continuum mechanics, in which the mean velocity field can be obtained. Nevertheless, this approach loses validity near the outlet orifice and does not bring any information about possible *microscopic* effects like mixing or segregation. The second one is based on the idea that each individual particle executes haphazard movements which can be in practice interpreted as a random walk. This notion was originally introduced by Litwinišzyn in the sixties and is commonly called *diffusive void model* [4]. This model is based in the movement of voids injected at the outlet of the silo. Such voids diffuse upward, exchanging their positions with the grains, which in turn move toward the orifice at the bottom. In spite of their different

premises, both approaches give essentially the same results for the mean velocity profile, but in the latter case it depends only on a single parameter, namely B , that can be regarded as a characteristic length related to diffusion.

Recent experimental investigations have evidenced the limitations of these models. In [5] a high-resolution particle-tracking experiment of silo discharge is reported. One of the main results obtained is the presence of long range correlations in the bulk of the silo that can embrace almost the whole system. The estimated value for the parameter B –around 2 or 3 particle diameters– is much larger than predicted by the diffusive models [6]. Another relevant result reported there is the observation of non-gaussian statistics and a super-diffusive regime of the grain displacements at the beginning of the discharge. The probability density functions (PDFs) obtained for the particle displacement in the vertical and horizontal direction, are both fat-tailed and beyond the beginning of the discharge they evolve toward a gaussian shape. The grains undergo a super-diffusive to diffusive movement transition. At the same time, the topological correlation function decreases its value, implying that the correlation length takes lower values also. It is in this regime –the fully developed flow– where the velocity profile is stable and the former models are valid.

Recently, a more general description was introduced [7] in order to provide an explanation for the discrepancy between the value of the diffusivity B obtained in the experiments and the value predicted by the void model. The new model assumes that the voids injected at the outlet of the silo do not match the size of exactly one particle. Instead, the injected void spreads through several grains which will move cooperatively. The resulting “cluster”, which spreads the void throughout a group of particles, is called a “spot”. Spots move upward cooperatively inside the silo and the grains affected by the spot carry out small movements toward the base. As the grains affected by the spot must move together, the displacements of near particles present strong correlations and the resulting spot diffusivity reaches the values obtained in experiments.

In this work we present numerical simulations of a silo discharge process, including the beginning of the operation. We use two outlet diameters and study the behaviours of the velocity profile, demonstrating an evolution between the transitory and stationary states. The velocity profiles provide valuable hints about the existence of some kind of “spots” during the initial transitory. Results for the PDFs of the displacements of individual grains reveal non-gaussian statistics and super-diffusive behaviours in agreement with experiments. Finally, we show that the complete sequence of dynamical states displayed by the particles can be interpreted by means of a nonlinear Fokker-Plank equation [8] in the non-extensive statistical mechanics framework introduced by Tsallis [9], which can be used to adjust the obtained PDFs if the anomalous scaling of mean-square displacement as a function of time is taken into account.

Numerical simulations. – We have carried out molecular dynamics [10] simulations of disks in two dimensions. A simulation begins with 5000 disks arranged in a regular lattice which are then given random velocities (these random velocities have a gaussian distribution). The disks are allowed to fall under gravity through a conical silo. Below the conical silo there is a flat bottomed silo in which the grains are deposited. This is the preparation phase, which is purposely long and complex in order to break the possible correlations that the initial regular arrangement of the grains may induce in the dynamics. Once all the grains have fallen into the flat silo we wait until most of the kinetic energy is dissipated. Finally, we open an outlet at the bottom allowing the grains to fall and we start our measurements.

The walls of the two silos used are constructed with grains. The interaction between grains is the same than the interaction between grains and walls, but the latter have their positions

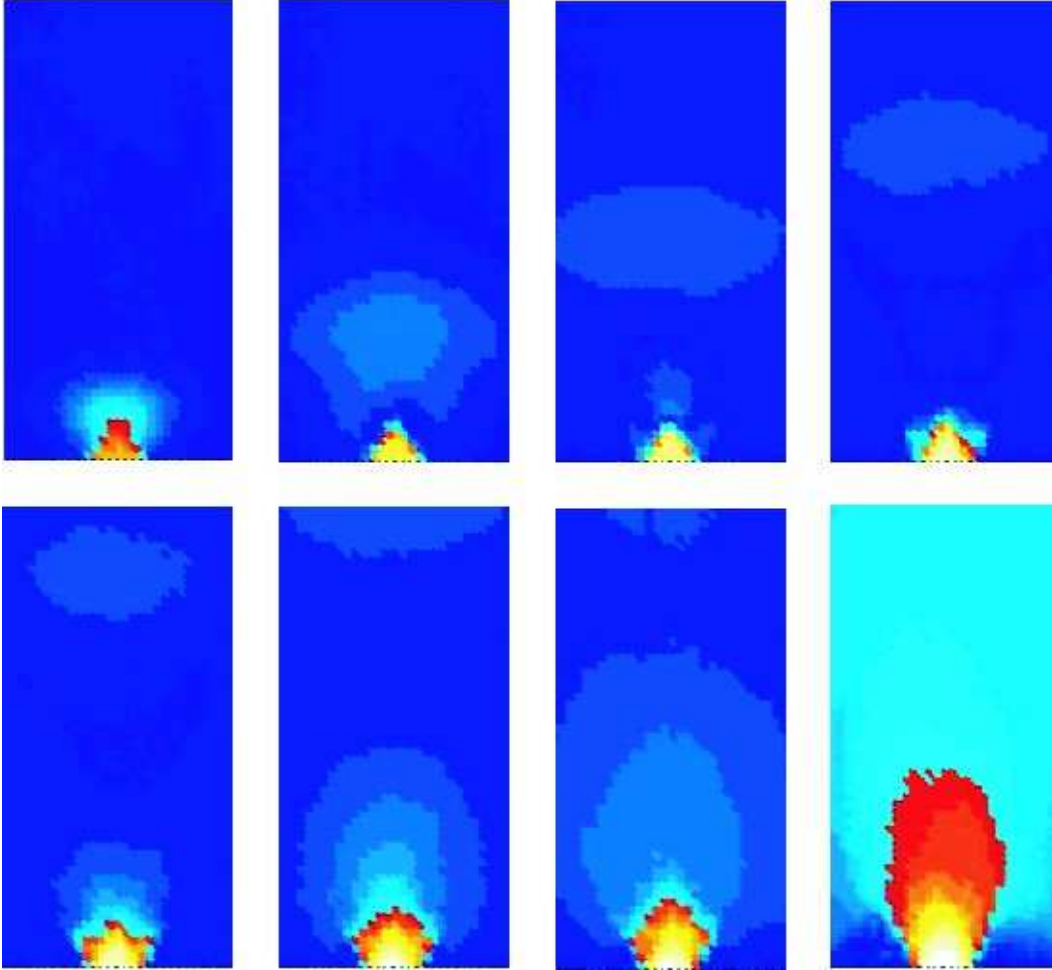


Fig. 1 – Average vertical velocity profile inside the silo for an orifice of size $11d$ at different stages of its evolution. Time increases from left to right and from top to bottom. The last picture corresponds to the fully developed regime.

fixed. Thus the walls are rough and cause dissipative collisions. The width of the silo base is 50 grain diameters and the height reached by the grains when the silo is full is approximately twice. These dimensions guarantee that the flow rate does not depend on wall or filling effects. In addition, since we have studied the beginning of the discharge, the filling height changes only slightly during a simulation.

The model for the forces consists of normal and transversal contacts as well as dissipative terms:

$$F_n = k_n \xi^{3/2} - \gamma_n v_{i,j}^n \quad (1)$$

$$F_t = -\min(\mu |F_n|, \gamma_s |v_{i,j}^s|) \cdot \text{sign}(v_{i,j}^s) \quad (2)$$

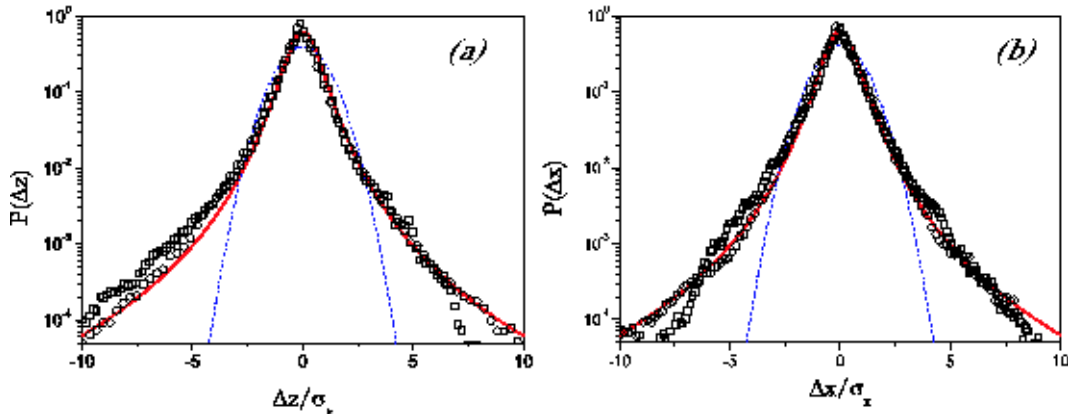


Fig. 2 – Normalized PDFs for (a) vertical and (b) horizontal displacements. The symbols indicate the orifice aperture in the silo: circles for $3.8d$ and squares for $11d$. The dotted line is a gaussian and the continuous line is Eq. (5).

where

$$v_{i,j}^s = \dot{\mathbf{r}}_{ij} \cdot \mathbf{s} + \frac{1}{2}d(\omega_i + \omega_j) \quad (3)$$

Eq. (1) gives the force in the normal direction of the contact. The first term is a restoring force proportional to the superposition ξ of the disks. The $3/2$ exponent arises from the Hertz theory of the contact. The second term is a dissipation proportional to the relative normal velocity of the interacting disks with damping coefficient γ_n . Eq. (2) is the sliding component of the damping force. It implements the Coulomb criterion with friction coefficient μ . The damping in the transverse direction is proportional to the shear velocity given by Eq. (3) and a transverse damping coefficient γ_s . In this equation \mathbf{s} is a unit vector tangential to the disks at the contact point and ω_i and ω_j are their angular velocities. Thus, in this scheme of forces we have a restoring force which prevents grains to interpenetrate (although a very small penetration is needed) along with damping terms in the normal and tangential directions which dissipate energy during the contact. This dissipation is among the most prominent characteristics of granular media.

The values of the coefficients are, in reduced units, $k_n = 10^4 mg/d$, $\gamma_n = 100m\sqrt{g/d}$, $\gamma_s = 300m\sqrt{g/d}$, $\mu = 0.5$. The integration time-step used is $1.25^{-4}\tau$ with $\tau = \sqrt{d/g}$ and m , d and g stand respectively for the mass and diameter of the disks and the acceleration of gravity.

The equations of motion were integrated using the velocity-Verlet algorithm and we used a neighbor list to reduce the computational effort.

Velocity profiles and probability density functions. – Using two different diameters of the exit orifice, $3.8d$ and $11d$, we study the evolution of the vertical velocity profile. These two diameters were chosen because they belong to two distinct regimes: for the former, the flow can be intermittent, while for the latter it is not [1]. We compute the velocity profile from the moment when the outlet is opened until the moment when the highest grain falls a distance twice its diameter. For each orifice size we perform 20 independent simulations and average them to obtain the final result. In fig. 1 we show the evolution of the averaged velocity profile (only its vertical component) for the $11d$ orifice. It is evident that groups of grains move downward together at the very beginning of the discharge, while structures that can be

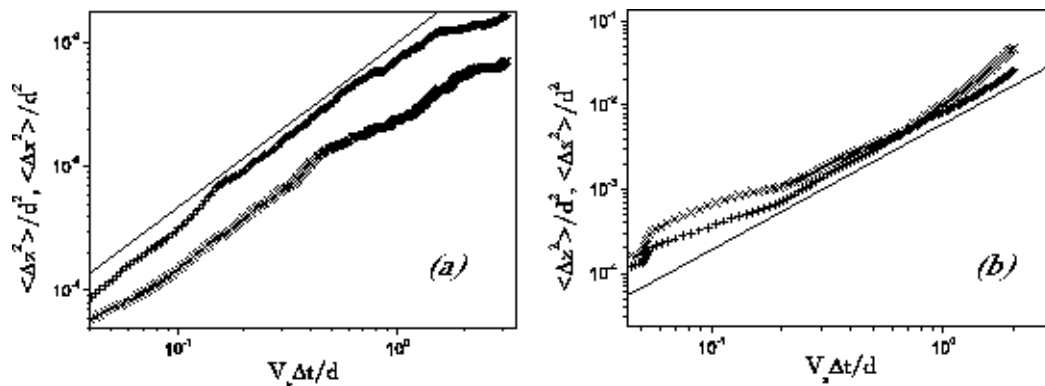


Fig. 3 – Mean squared displacements for the horizontal and vertical displacements in logarithmic scale. The right panel shows the results for an outlet $11d$ and the slope of the line is 1.5. The left panel shows the results for an outlet size of $3.8d$, while the slope of the line is 1.33.

described as spots can be seen moving upward. This scenario continues until the characteristic stable flow profile is developed. The asymptotic velocity converges to a gaussian profile fitted with a numerical “diffusivity constant” $B = 2.2 \pm 0.2d$ which is in excellent agreement with experiments [5, 6].

The results obtained with the smaller exit orifice are similar but an important difference arises: the characteristic time needed to reach a stable flow grows dramatically as the outlet diameter decreases. This feature is related to the fact that an increasing number of spots appear in the system, inducing an intermittent flow in the silo. Under these circumstances, stable jamming events could be possible if the particles arrest the flow. This intermittent regime will be studied anywhere.

We measured the displacements of individual grains at the beginning of the discharge. In order to compare our results with those obtained experimentally in [5], we chose to sample positions with a resolution of $0.01d$ which is approximately the same than in the experiment. The particles were tracked in a window with dimensions $15d \times 15d$ in the centre of the silo. When computing the PDFs of the vertical displacements we subtract the corresponding component of the mean flow velocity.

In fig. 2 we show the normalized PDFs in semilogarithmic scale and renormalize the displacements in each direction by their standard deviation, which are of order $10^{-3}d$. We see that the PDFs are essentially the same for the vertical and horizontal displacements. Besides, they are clearly non-gaussian, with apparent differences both in the central region and in the tails, which are fat. In fig. 3 we show the mean squared displacements in each direction as a function of the particle displacement (normalized by the particle diameter d). The slopes of the curves in a semilogarithmic scale are larger than one, showing that the movement of the grains is super-diffusive. The mean squared displacements scale as $\langle x^2 \rangle \cong \langle z^2 \rangle \propto t^{4/3}$ for the $3.8d$ orifice and $\langle x^2 \rangle \cong \langle z^2 \rangle \propto t^{3/2}$ for the $11d$ orifice. These results are consistent with the values obtained experimentally [5].

A non-linear diffusive approach. – The anomalous scaling and the PDFs obtained above suggest that it is necessary to introduce a generalized expression to describe the evolution of the grain dynamics. The void model provides a nice theoretical framework to interpret the particle displacement as a diffusive movement, but this idea was derived considering the unrealistic situation where the voids execute a simple Bernoulli random walk in a regular

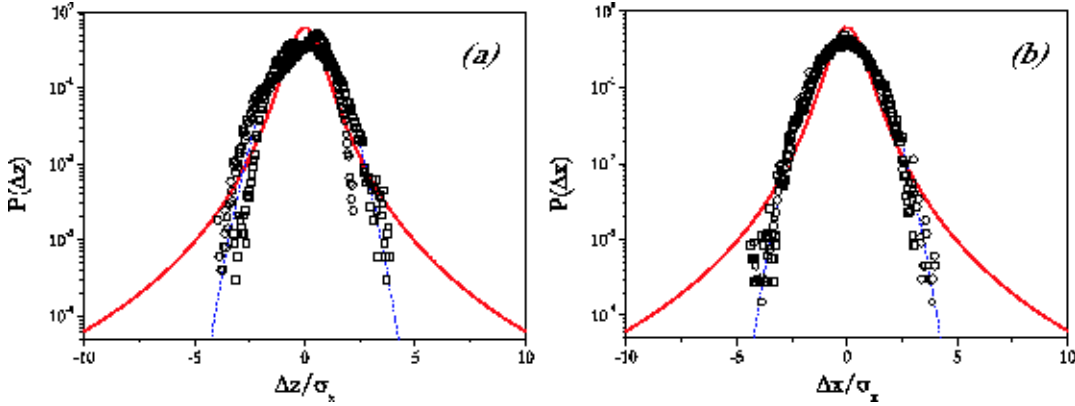


Fig. 4 – Normalized PDFs for (a) vertical and (b) horizontal displacements for the fully developed discharge regime. Both cases fit well to a gaussian profile. Nevertheless, some skewness, similar to the experimental results (particularly in the case of the 11 d orifice) can be observed for the vertical direction. It is probably related to the difficulty of adequately defining the mean value of the vertical velocity.

lattice. This picture is rather dubious in a real silo discharge situation, where the packing fraction is much lower than the close packing corresponding to an hexagonal lattice and where an important number of arches [11] introduce long range interactions between particles. Some theoretical models have been introduced to describe these common facts in granular media using alternative non standard thermodynamical descriptions, which resort to concepts like temperature [12]. But these states are in fact quasi-stationary [13,14] whereas in our case it would be inappropriate to apply a concept like temperature at the beginning of the discharge. Let us instead analyze the origin of the anomalous exponent in the framework of non-standard statistical theories [15,16]. It has been shown that the scaling between time and mean square distance can be expressed as a function of a parameter “ q ” following the expression $\langle x^2 \rangle \propto t^{2/(3-q)}$, provided that the second moments of the displacement distribution remain finite –which is our case. This scaling arises naturally when one considers the generalization of the diffusion equation (like the void model) to a nonlinear diffusion equation (NLDE)

$$\frac{\partial p(x,t)}{\partial t} = B \frac{\partial^2 [p(x,t)]^\nu}{\partial x^2} \quad (4)$$

where ν is a real number and $q = 2 - \nu$. It is possible to obtain a solution to this equation by using the formalism of non-extensive statistical mechanics [17]. Let us consider the case where $\langle x^2 \rangle \cong \langle z^2 \rangle \propto t^{4/3}$. With this relationship, the estimated value for the q parameter is $q = 3/2$. Considering that we normalize the numerical PDFs by the standard deviation, the analytical expression for the solution of Eq. (4) during the beginning of the discharge is [18]:

$$p(x) = \frac{2/\pi}{(1+x^2)^2} \quad (5)$$

This function corresponds to the continuous line plotted in fig. 2. The agreement between the numerical result and the analytical prediction indicates that the NLDE (4) represents quite well the evolution of the particles’ fluctuations both in the vertical and horizontal directions. Furthermore, as time increases the solutions to Eq. (4) tend to a gaussian for values $q < 5/3$

[18] , as has been reported in experiments [5]. We also find this in our numerical simulations in the region near the outlet orifice, see fig. 4. Let us stress that although the meaning of the diffusivity constant in normal diffusion can be related to well defined concepts like temperature and mobility, the diffusivity introduced in Eq. (4) lacks any obvious physical meaning. One of the most strong criticisms to the void model [3] (and that motivated the introduction of the spot model [7]) was the disagreement between the diffusivity estimated from geometrical arguments and the corresponding values determined by the experiments. Nevertheless, this argument is not applicable to the NLDE introduced here, because the diffusivity B would be determined by the complex interactions between flowing particles. They give rise to a transport coefficient whose physical meaning is maybe more complicated than just a characteristic length.

Conclusions. – We have studied the temporal fluctuations of particle displacements in the discharge of a silo by gravity. It is possible to derive the PDFs for the displacement fluctuations of the particles in both the horizontal and vertical directions from a Non-linear Diffusive Equation. This equation provides a formal framework to represent the dynamical evolution of the velocity profile from the beginning of the discharge to the fully developed regime, where a gaussian profile for the PDF is recovered. The introduction of this formalism might offer an explanation for the physical interpretation of the diffusivity constant and provide an alternative description of the dynamical process taking place in the flow of granular material.

* * *

This work has been supported by project FI2005-03881 (MEC, Spain), and PIUNA (University of Navarra). RA thanks Friends of the University of Navarre for a grant.

REFERENCES

- [1] I. ZURIGUEL, A. GARCIMARTÍN, D. MAZA, L. A. PUGNALONI and J. M. PASTOR, *Phys. Rev. E*, **71** (2005) 051303.
- [2] K. TO, P-Y LAI, AND H. K. PAK, *Phys. Rev. Lett.*, **86** (2001) 71.
- [3] R. M. NEDDERMAN, *Statics and Kinematics of granular Materials* (Nova Science) 1991
- [4] LITWINISZYN, J., *Bull Acad. Pol. Sci.*, **11** (1963) 593.
- [5] CHOI J., KUDROLLI A., ROSALES R. R., and BAZANT M. Z., *Phys. Rev. Lett.*, **92** (2004) 174301.
- [6] R. M. NEDDERMAN, U. TÜZÜN, *Powder Technology*, **22** (1979) 243.
- [7] BAZANT M. Z., *Mechanics of Materials*, **38** (2006) 717.
- [8] BOUCHARD J.P. and GEORGES A., *Physics Reports*, **195** (1990) 127.
- [9] TSALLIS C. , *J. Stat. Phys.*, **52** (1998) 4579.
- [10] SCHÄFER J., DIPPEL S. and WOLF D. E. , *J. Phys. I(France)*, **6** (1996) 5.
- [11] ARÉVALO R., MAZA D. and PUGNALONI L., *Phys. Rev. E*, (to appear) .
- [12] EDWARDS S. F., *Granular Matter: An Interdisciplinary Approach*, edited by ANDREA J. LIU (Springer, New York) 1994, p. 121.
- [13] MAKSE H. & KURCHAN J. , *Nature*, **145** (2002) 614.
- [14] UTTER B & BEHRINGER RP., *Phys. Rev. E*, **69** (2004) 031308.
- [15] PLASTINO A. R. and PLASTINO A. , *Physica A*, **222** (1995) 347.
- [16] TSALLIS C. and BUKMAN, *Phys. Rev. E*, **54** (1996) R2197.
- [17] D. H. ZANETTE, *Brazilian Journal of Physics*, **29** (1999) 108.
- [18] TSALLIS C., DE SOUZA A.M.C. and MAYNARD R., *Lévy Flights and Related Topics in Physics*, edited by MICHEL SHLESINGER, GEORGE M ZASLAVSKY and URIEL FRISCH (Springer, Berlin Heidelberg New York) 1995, p. 269.