

Muon spin rotation and relaxation studies on the solid solution of the two spin-gap systems $(\text{CH}_3)_2\text{CHNH}_3\text{-CuCl}_3$ and $(\text{CH}_3)_2\text{CHNH}_3\text{-CuBr}_3$

T. Saito,¹ A. Oosawa,¹ T. Goto,¹ T. Suzuki,^{2,1} and I. Watanabe²

¹Department of Physics, Sophia University, 7-1 Kioi-cho, Chiyoda-ku, Tokyo 102-8554, Japan

²Advanced Meson Science Laboratory, RIKEN (The Institute of Physical and Chemical Research)

2-1 Hirosawa, Wako, Saitama 351-0198

(dated: January 3, 2019)

Muon-spin-rotation and relaxation studies have been performed on $(\text{CH}_3)_2\text{CHNH}_3\text{Cu}(\text{Cl}_x\text{Br}_{1-x})_3$ with $x=0.85$ and 0.95 , which are solid solutions of the two isomorphous spin-gap systems $(\text{CH}_3)_2\text{CHNH}_3\text{CuCl}_3$ and $(\text{CH}_3)_2\text{CHNH}_3\text{CuBr}_3$ with different spin gaps. The sample with $x=0.85$ showed a clear muon spin rotation under zero-field below $T_N=11.65\text{K}$, indicating the existence of a long-range antiferromagnetic order. A critical exponent of the hyperfine field was obtained to be $\nu=0.33$, which agrees with 3D-Ising model. In the other sample with $x=0.95$, an anomalous enhancement of the muon spin relaxation was observed at very low temperatures indicating a critical slowing down due to a magnetic instability of the ground state.

PACS numbers: 76.75.+i, 75.10.Nr, 75.10.Pq

I. INTRODUCTION

Antiferromagnetically interacting spin systems with a low dimensional structure often show a ground state unexpected from a classical picture. This is due to a quantum spin fluctuation, which destabilizes the Neel state and tends to bring the system to the non-magnetic state such as the Haldane state or the singlet dimer state. The title compounds $(\text{CH}_3)_2\text{CHNH}_3\text{-CuCl}_3$ and $(\text{CH}_3)_2\text{CHNH}_3\text{-CuBr}_3$ abbreviated as IPA-CuCl₃ and IPA-CuBr₃ are low-dimensional spin-gap systems with an isomorphous crystal structure [1, 2]. The origin of the spin gap is quite different for these two compounds. In Cl-system, which has recently been revealed by an inelastic neutron experiment to be a spin ladder [3], the dominant coupling on the neighboring two spins with $S=\frac{1}{2}$ on the rung leads a formation of a ferromagnetic dimer. These $S=1$ spins interact weakly with antiferromagnetic bonds along a ladder, so that the system is well considered as the Haldane system, that is, $S=1$ antiferromagnetic Heisenberg chain [1, 4, 5, 6]. The spin excitation gap in this system is reported to be around 10K [7]. While in Br-system, the dominant interaction between the two neighboring spins is antiferromagnetic, so that at low temperatures, they form a non-magnetic dimer, which interacts weakly with other dimers. The spin excitation gap is reported to be around 80-100K [2, 8]. Though these two Cl and Br systems look quite different, one should notice that the underlying physics is the same in that the two have a gapped ground state.

The subject of this study is to investigate what will happen when these two non-magnetic systems with quite different spin-spin couplings are mixed. In a classical picture, one should note that a uniform antiferromagnetic

ordering is unstable against bond randomness, and that a spin-glass state is favorable. This is because ferromagnetic bonds embedded randomly in antiferromagnetic bonds randomly reverse the staggered phase factor of the antiferromagnetism, and hence destabilize it.

In the quantum mechanical picture, however, the effect of randomness is not self-evident. Disorder usually breaks the order, but sometimes it brings order to disorder [9]. For example, it is well known that doped holes of only three percent destroy the Neel order in high- T_c cuprates [10, 11]. This is explained in terms of the frustration effect. In spin Peierls systems, on the contrary, an extremely small fraction of non-magnetic impurities causes the antiferromagnetic order by destructing singlet dimers [12, 13]. In the present system, where there is neither a frustration effect nor a destruction of a dimer, we expect a novel type of impurity effect.

So far, investigations on macroscopic quantities such as uniform magnetization and specific heat on IPA-Cu($\text{Cl}_x\text{Br}_{1-x}$)₃ have shown that there exists a phase transition in the limited range of the mixing ratio $x=0.44-0.87$ [14, 15]. From a uniaxial anisotropy in the magnetization observed below a certain temperature, they claim that an antiferromagnetic-like ordering takes place at low temperatures. The dependence of the transition temperature on the mixing ratio indicates that there exist the two quantum critical points, and that both the two are of the first order.

As a theoretical approach, Nakamura has studied the $S=\frac{1}{2}$ ferromagnetic and antiferromagnetic random alternating Heisenberg quantum spin chain by a quantum Monte-Carlo method to show that a uniform antiferromagnetic state is stable in a certain region of x , and that there exists a quantum phase transition at the edge of the region [9]. He also claims that the quantum effect is indispensable to the occurrence of the uniform antiferromagnetic ordering. On the other hand, Fisher and his colleagues had worked on the lattice boson system by introducing a randomness to the onsite chemical potential,

Electronic address: gotoo-t@sophia.ac.jp

and predicted the appearance of the new ground state, Bose-glass phase at the absolute zero [16]. It has been well known that the field-induced or thermally-excited triplets in spin gap systems including the present compound can be treated as nearly-free bosons [17], and that their theory is believed to be applicable to disordered spin gap systems. In fact, their prediction is supported by recent experiments on a solid solution of other two spin gap systems LiCuCl_2 and KCuCl_2 , on which a possibility of the existence of the Bose-glass phase has been reported [18, 19, 20].

In this paper, we report by a microscopic probe of SR an extensive study on the spin state in the two samples with mixing ratios $x=0.80$ and 0.95 , which are in and out of the ordering region [14, 15]. We expect that this experiment will be of help for understanding the quantum effect of disorder in spin gap systems.

II. EXPERIMENTAL

Single crystals of $(\text{CH}_3)_2\text{CHNH}_3\text{Cu}(\text{Cl}_x\text{Br}_{1-x})_3$ with $x=0.85$ and 0.95 have been grown by an evaporation method from isopropylalcohol solution of $(\text{CH}_3)_2\text{CHNH}_2 \cdot \text{HX}$ and CuX_2 with $\text{X}=\text{Cl}, \text{Br}$. [1, 2] A mixing ratio x in crystals is determined by the ICP method. The outer shape of crystals is a rectangular-solid. Following Manaka et al., we refer the orthogonal three planes on the outer shape of crystals as A, B, and C-plane [1, 22].

Before the muon experiments, macroscopic quantities of the single crystals were measured to confirm their quality and homogeneity. The specific heat of the sample $x=0.85$ measured by the thermal relaxation method shows a cusp at $T' \sim 12\text{K}$, which agrees with Manaka's report. The uniform magnetization also shows a significant anisotropy below this temperature, suggesting an existence of a phase transition. No spurious Curie-term is observed at low temperatures down to 2K in either the two samples. These observations are quantitatively consistent with Manaka's results [14, 15].

Measurements of SR have been carried out at RIKEN-RAL Muon Facility in U.K. using a spin-polarized pulsed surface-muon (μ^+) with a momentum of $27\text{MeV}/c$. The two single crystals with $x=0.85$ and one with $x=0.95$ were used for muon measurements. They are attached by an Apiezon N grease on the silver plate with a purity of four nines, connected at the bottom of the cryostat. A typical size of crystals are $10 \times 2 \times 20\text{mm}^3$. The incident muon beam is perpendicular to C-plane of the crystals. The sample temperature was controlled by Oxford ^3He cryostat in the range of $0.3\text{--}14\text{K}$. The typical temperature stability during measurements is $\sim 10\text{mK}$ above 1.5K , and 2mK below 1.5K .

III. RESULTS

Figure 1 shows the profile of ZF (zero-field) muon rotation spectra of the sample $x=0.85$. A clear rotation is observed at low temperatures. A short time region within 1sec of relaxation curves is fitted to the function $\exp(-t)\cos(2\pi t + \phi)$, where ϕ , ω , and τ are fitting parameters, corresponding to an inhomogeneity of the local field, a mean value of the local field, and a phase constant. The temperature dependence of τ is shown at Fig. 2, where a scaling function ($1 - T/T_N$) is fitted to the data to obtain the transition temperature $T_N = 11.65(\pm 0.05)\text{K}$ and the critical exponent $\beta = 0.33(\pm 0.02)$. The local field of the muon site at 0.33K is estimated to be $H_{\text{loc}} = 360\text{Oe}$. When the rotating frequency becomes close to the pulse width of the muon beam $70\text{nsec}/\text{FWHM}$, the oscillating amplitude is appreciably decreased at low temperatures. Assuming the shape of the muon pulse as to be Gaussian, we have calculated the convolution and found that the amplitude should decrease to be 65% , which is comparable to the observed value of 50% . This reduction is due to the effect of a finite pulse width of the muon burst rather than the change in the electronic spin state. The relaxation rate is around $5\text{--}7\text{sec}^{-1}$ in the ordered state, and shows a slight increase below 6K . The distribution of the internal field is $H_{\text{loc}} = 2 \times 130\text{--}1600\text{e}$.

In Fig. 3, we show relaxation curves under various longitudinal fields (LF) up to 100e . In paramagnetic state at 14K , the asymmetry change in the entire ZF curve is approximately 8% . The early part of curves within a few micro seconds shows the Gaussian decay, indicating that the muon relaxation is caused by nuclear spins, which create a quasi-static field around muon sites. This is confirmed by the observation that the weak LF of 1000e completely suppresses the relaxation.

When the temperature is lowered to 11.8K , which is higher than T_N only by 0.15K , no sign of critical slowing down is observed, that is, the relaxation curve is identical to those in the paramagnetic state as seen in Fig. 1. Below T_N , as shown in the lower panel of Fig. 3, the initial asymmetry is drastically reduced by the large internal field due to the magnetic ordering. A very slow component of relaxation persists at the lowest temperature 0.33K . This relaxation is considered to be caused by a quasi-static nuclear spin fluctuation, because it is easily suppressed by a weak LF of 100e . The ZF-asymmetry change due to this nuclear spin component is 4% , which is almost a half of that in paramagnetic state at 14K .

Next, we proceed to the results on the sample with $x=0.95$, which shows no anomalies both in the specific heat and the macroscopic susceptibility at low temperatures down to 2K . Figure 4 shows typical muon relaxation curves under LF up to 39000e . In 10K , entire muon relaxation is driven by the quasi-static nuclear spin fluctuation, because an initial part of the relaxation decays with Gaussian-like function, and hence the relaxation is completely suppressed by a weak LF of a few tens Oe.

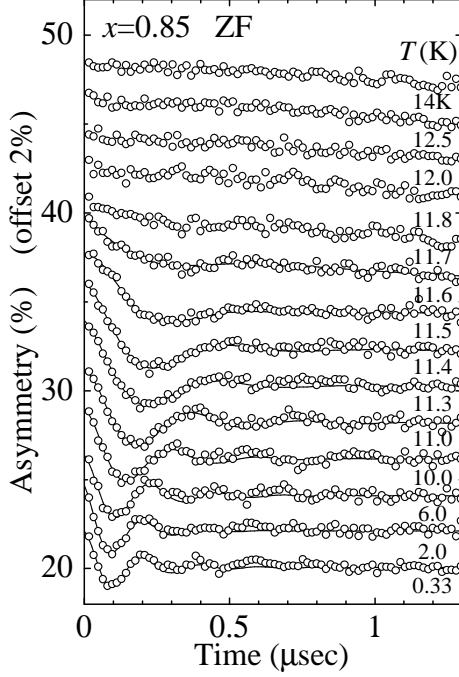


FIG. 1: The precession ZF-muon rotating spectra under various temperatures. Each spectrum other than that for 0.33K is shifted vertically by 2%. A clear oscillation due to muon rotation was observed at low temperatures below 11.6K. Curves are the fitting function $e^{-t} \cos(2\pi t + \phi)$, where τ , ϕ , are fitting constants.

In 0.33K, the relaxation is divided into the two components. One is the quasi static nuclear spin part, which has the Gaussian form, and is suppressed by a weak LF of 200 Oe. The other is a dynamically- fluctuating electronic part, which has the Lorentzian form, and survives relatively high a field up to 39000 Oe. The relaxation rate was obtained by fitting the exponential function to the relaxation curves under LF above 200 Oe. The fraction of the latter components is around one half of the entire asymmetry, indicating that, roughly speaking, a half of the muons are not affected by any electron spins.

The external field (LF) dependence of λ shown at Fig. 5 directly maps the Fourier component of the fluctuating field produced by 3d-spins. Assuming that the spin fluctuation of 3d-spins has a classical Lorentzian spectrum, we fitted the function

$$\lambda(H_{LF}) = \frac{2\pi (H_{loc})^2 \tau_c}{(1 + (H_{LF} \tau_c)^2)}$$

to the observed data to obtain the mean fluctuation time and the fluctuation amplitude to be $\tau_c = 0.44$ sec and $H_{loc} = 55$ Oe. The temperature dependence of λ under LF of 1000 Oe, which is high enough for a complete suppression of the effect of nuclear spins, is shown in Fig. 6.

A significant increase that looks to be diverging at the

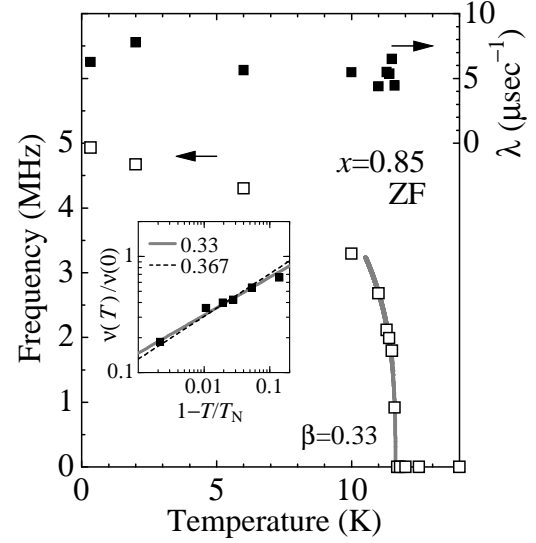


FIG. 2: Temperature dependence of the rotation frequency (open square) and relaxation rate (solid square). The curve is the scaling function $(1 - T/T_N)^{-\beta}$, where T_N and β is the Neel temperature and the critical exponent. The two parameters are obtained by the least square method to be $T_N = 11.65$ K and $\beta = 0.33$ (0.02) (inset), which is close the value for 3D-Ising model. A fitting line with the exponent of 3D-Heisenberg model $\beta = 0.367$ is also shown for comparison.

zero temperature is observed below 5K.

Here we mention that in both the two samples with and without a static order, approximately half of the muons are relaxed by the local field produced by 3d-spins. This means that the other half only feel the local field produced by nuclear spins, fluctuation of which is quasi static, or by the 3d-spins fluctuating with frequency out of the muon time window. We will discuss this point in the following section.

IV. DISCUSSION

The muon spin rotation observed at low temperatures $T < T_N = 11.65$ K indicates the existence of the long-range and static magnetic order in the sample of $x = 0.85$. Judging from the single Fourier component observed in the rotational profile, the spin structure is considered to be simple antiferromagnetic. This result microscopically demonstrates that the solid solution of the two spin gap systems has a magnetic ground state. The critical exponent of the order parameter $\beta = 0.33$ agrees with the theoretical value of 3D-Ising model [23, 24, 25, 26]. The appearance of the three dimensional exponent is explained as that the phase transition in this low dimensional spin system is set off by weak inter-ladder interactions, the path of which runs three-dimensionally in the system. The Ising-type universality class is consistent with the existence of the effective uniaxial anisotropy D due to

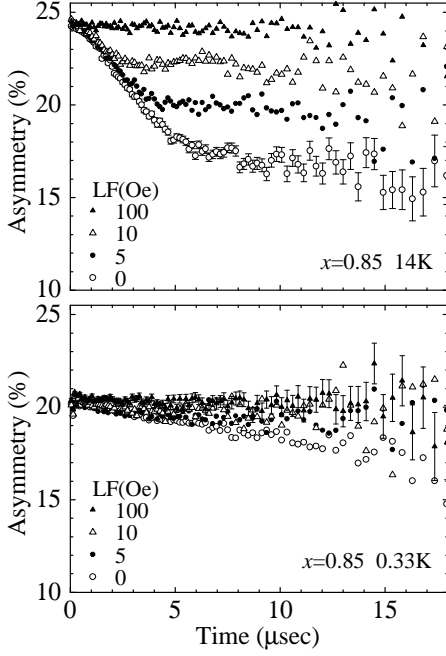


FIG. 3: Muon relaxation spectra of the sample $x=0.85$ at paramagnetic state (upper panel, 14K) and ordered state (lower panel, 0.33K) under various longitudinal fields (LF) up to 1000 e.

the formation of ferromagnetic dimers in IPA-CuCl_2 , reported recently by Manaka [5, 6].

Next, we discuss the volume fraction of the magnetic order. As stated above, half of the muons are not affected by the local field produced by 3d-spins in both the two samples. This observation indicates the two possibilities. One is that there are the two muon stopping sites. The first site is, as in many other compounds, located near the negative ions of Cl or Br, which are close to Cu-3d spins, and bears a large local field. Actually, if we assume that the ordered moment is around $1 \mu_B$ [28], and that its interaction with muon is of a classical dipole-dipole type, the distance between the muon site and the Cu atom is calculated from the observed local field of 360 Oe to be 0.3-0.37 nm, which is comparable with that between Cl and Cu atoms 0.22-0.23 nm, supporting our idea. The second site may be located, for example, around or inside the anion molecule $(\text{CH}_3)_2\text{CHNH}_3$, which is far from 3d-spins, and its local field should be very small. By considering this second site, we can understand why the half of muons are not affected by the magnetic field produced by 3d-spins even though the volume fraction of the magnetic order is nearly unity. The other possibility is that half of the muons only experience electronic moments fluctuating outside the muon time window. We emphasize here that the possibility of the phase separation in samples is excluded, because the sample quality is assured both by the macroscopic susceptibility containing no spurious Curie-term, and by the sharpness in the phase transition observed by the specific heat and by the present muon ex-

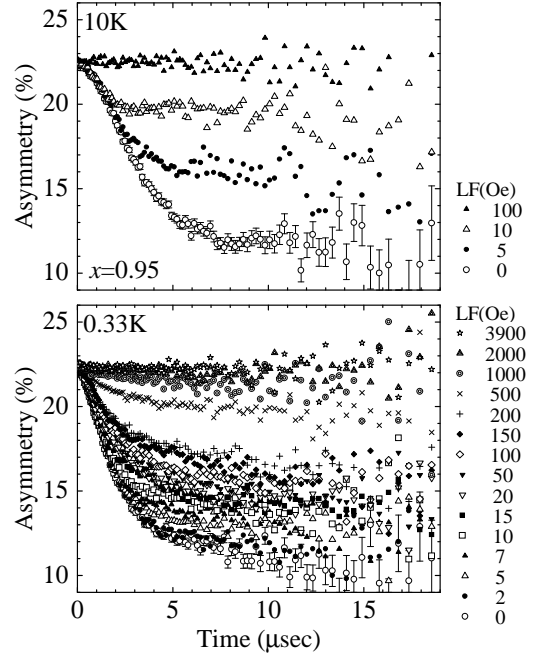


FIG. 4: Muon relaxation spectra of the sample $x=0.95$ at 10K (upper panel) and 0.33K (lower panel) under various longitudinal fields (LF) up to 39000 e.

periment (Fig. 2). Furthermore, if half the volume of the sample $x=0.85$ is contaminated by other concentration which do not show magnetic order ($x=0.87$), the half of the contaminating region is expected to show an appreciable relaxation due to the dynamical spin fluctuation as is observed in the sample $x=0.95$. This contradicts to the observed fact.

The profile of the relaxation curves in the paramagnetic state does not change from one at high temperatures until the temperature reaches at T_N . This means that the temperature region where the critical slowing down of 3d-spins, if exists, starts and its characteristic frequency gets into the muon time window ($< 10^{11} \text{ sec}^{-1}$) must be extremely narrow, that is, $T - T_N < 0.1 \text{ K}$. On the other hand, the sample of $x=0.95$ shows a diverging behavior of toward the absolute zero, indicating that a critical slowing down of the spin fluctuation takes place in rather a wide range of temperature, though there is no long range order at low temperature down to 0.33K. This sample of $x=0.95$ has been indicated to be gapped by the results of macroscopic measurements of Manaka's group [14, 15] and also of the present study. Nevertheless, the present muon observation clearly demonstrates that the system has the magnetic instability in the ground state. We can immediately identify the dominant part of this instability to be antiferromagnetic like, because the uniform susceptibility vanishes at low temperatures. In regard to the origin of the magnetic instability, we propose the two possibilities.

One is the precursor effect to the Bose-glass phase at

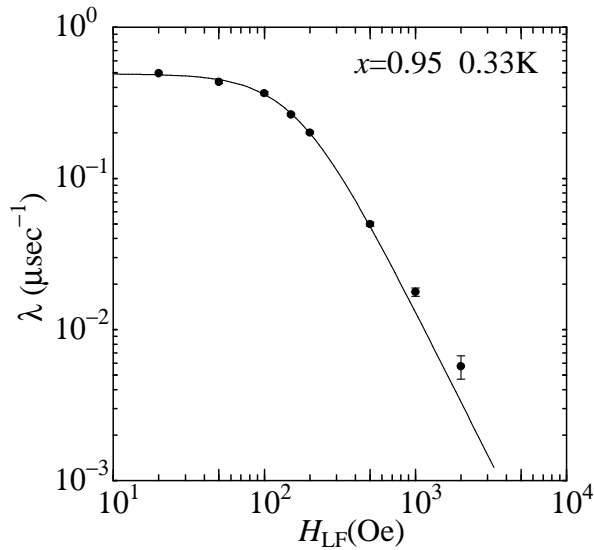


FIG. 5: Magnetic-field dependence of the muon relaxation rate in the sample $x=0.95$ at the temperature 0.33K and under various longitudinal magnetic fields (H_{LF}) up to 39000 Oe. The curve is the Lorentz function explained in the text.

the absolute zero [16]. In solid-solution of the two spin-gap systems (T_LK) $CuCl_2$, an anomalous enhancement of as well as NMR- T_1 have been reported and the possibility of the Bose-glass phase is suggested.[20, 21] The other possible origin is the fluctuation effect around the quantum critical point at $x=0.87$, which divides the area into the antiferromagnetic and paramagnetic regions. In the samples $x=0.95$, though the static order does not occur, the antiferromagnetic component of $(q' Q_{AF}!)$ may be highly enhanced. This is analogous to the case of high- T_C cuprates of the superconducting phase, where a pronounced antiferromagnetic fluctuation in 3d-spins persists, even though there is no magnetic order at finite temperatures. [29, 30] Finally, we do not deny a possibility of the long-range order in this sample at a finite temperature much lower than the present study. The experiment in the temperature region of dilution-refrigerator is now on the progress.

V. SUMMARY

By an intensive SR study on the solid solution of two spin-gap systems $(CH_3)_2CHNH_3-Cu(Cl_{1-x}Br_x)$ ($x=0.85, 0.95$), we have confirmed that the sample $x=0.85$ shows a long range magnetic order at $T_N=11.65K$. The local field at muon site is 3600 Oe at the lowest temperature. The critical exponent estimated from the temperature depen-

dence of the local field is $\beta=0.33$, which agrees with the theoretical value of 3D-Ising model. In the sample of $x=0.95$, which does not show any long range order, a significant critical slowing down of the electron spin fluctua-

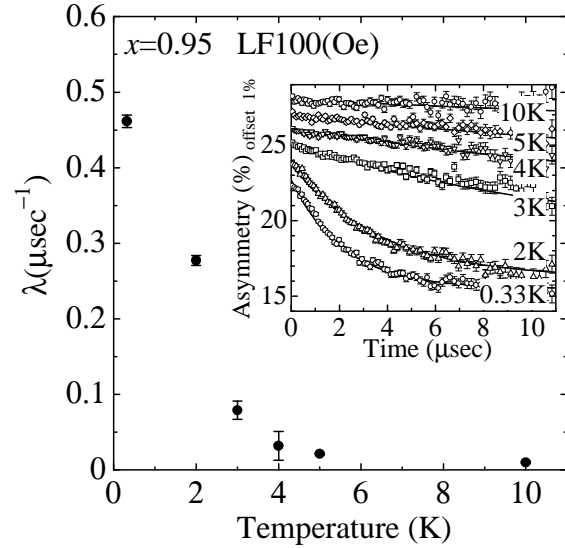


FIG. 6: Temperature dependence of the muon relaxation rate in the sample $x=0.95$ under longitudinal field (LF) of 1000 Oe. The inset shows the profile of spectra at each temperatures. Each spectrum other than that for 0.33K is shifted vertically by 1%. Curves are fitted exponential functions from which was obtained.

tion toward the absolute zero was observed. The characteristic correlation time and fluctuation amplitude of the 3d-spin fluctuation at 0.33K was obtained as 0.44 μ sec and 1600 Oe.

Acknowledgments

The authors would like to show special thanks to H. Manaka for kind and important discussions on the experimental results and the sample syntheses. They also thank T. Masuda and A. Zheludev for a valuable discussion, and K. Noda for a kind assistance in measurements of the specific heat. This work has been supported by the Toray Science Foundation, Saneyoshi Scholarship Foundation, Kurata Memorial Hitachi Science and Technology Foundation, the Joint Programs and Grant-in-Aid for the JSPS, and the Grant-in-Aid for Scientific Research on Priority Areas from Ministry of Education, Culture, Sports, Science, and Technology of Japan.

[1] H. Manaka, I. Yamada, and K. Yamaguchi, J. Phys. Soc. Jpn. 66, 564 (1997).

[2] H. Manaka and I. Yamada, J. Phys. Soc. Jpn. 66, 1908

- (1997).
- [3] T. Masuda, A. Zheludev, H. Manaka, L.-P. Regnault, J.-H. Chung, and Y. Qiu, Phys. Rev. Lett. 96, 047210 (2006).
 - [4] F.D. Haldane, Phys. Rev. Lett. 50, 1153 (1983).
 - [5] H. Manaka, I. Yamada, M. Hagiwara and M. Tokunaga, Phys. Rev. B 63, 144428 (2001).
 - [6] H. Manaka, and I. Yamada, Physica B 284-288, 1607 (2000).
 - [7] H. Manaka, I. Yamada, N. V. M ushnikov, and T. G oto, J. Phys. Soc. Jpn. 69, 675 (2000).
 - [8] The B_r-system, which is isomorphic with C₁-system, had been reported to be an alternating chain from the temperature dependence of the macroscopic susceptibility [2]. No determinate reports to judge whether or not it is have been made until now.
 - [9] T. Nakamura, Phys. Rev. B 71, 144401 (2005).
 - [10] Y. Kitaoka, S. Hiramatsu, K. Ishida, T. Kohara, K. Asayama, J. Phys. Soc. Jpn. 56, 3024 (1987).
 - [11] A. Kastner, R. J. Birgeneau, G. Shirane and Y. Endoh, Rev. Mod. Phys. 70, 897 (1998).
 - [12] M. Hase, I. Terasaki, Y. Sasago, K. Uchinokura and H. Obara, Phys. Rev. Lett. 71, 4059 (1993).
 - [13] T. Masuda, A. Fujioaka, Y. Uchiyama, I. Tsukada and K. Uchinokura, Phys. Rev. Lett. 80, 4566 (1998).
 - [14] H. Manaka, I. Yamada and H. Aruga Katori, Phys. Rev. B 63, 104408 (2001).
 - [15] H. Manaka, I. Yamada, H. Mitamura and T. Goto, Phys. Rev. B 66, 064402 (2002).
 - [16] M. P. A. Fisher, P. B. Weichman, G. G rinstein, and D. S. Fisher, Phys. Rev. 40, 546 (1989).
 - [17] T. N ikuni, M. O shikawa, A. O osawa and H. Tanaka, Phys. Rev. Lett. 84, 5868 (2000).
 - [18] A. O osawa and H. Tanaka, Phys. Rev. 65, 184437 (2002).
 - [19] Y. Shindo, and H. Tanaka, J. Phys. Soc. Jpn. 73, 2642 (2004).
 - [20] T. Suzuki, I. W atanabe, A. O osawa, T. Fujiwara, T. Goto, F. Yamada and H. Tanaka, J. Phys. Soc. Jpn. 75, 025001 (2006).
 - [21] T. Fujiwara, A. O osawa, R. Tsunoda, T. Goto, T. Suzuki, Y. Shindo, H. Tanaka T. Sasaki, N. Kobayashi, S. Awa ji and K. W atanabe, to be presented in RHM F2006, Sendai.
 - [22] According to a recent report by T. Masuda et al, b₁-axis is perpendicular to C₁-plane and a-axis along the ladder is nearly perpendicular to B₁-plane. T. Masuda, A. Zheludev, H. Manaka, et al. private communication.
 - [23] J. Als-Nielsen and O. W. Dietrich Phys. Rev. 153, 706 (1967).
 - [24] H. W. J. Blöte, E. Luijten and J. R. Heringa J. Phys. A 28, 6289 (1995).
 - [25] J. C. Le Guillou and J. Zinn-Justi, Phys. Rev. Lett. 39, 95 (1977).
 - [26] D. J. Wallace, Phase Transition and Critical Phenomena, 6, 352 (1976).
 - [27] Ch. Niedermayer, Ch. Ruegg, A. O osawa, H. Tanaka, in preparation.
 - [28] Our preliminary results of ¹H-NMR on IPA-(Cu_xB_{1-x})₃ suggests that the ordered moment is around 1_B. K. Kanada, T. Saito, A. O osawa and T. Goto, presented in QuBS2006: An ICM 2006 Satellite Conference (Tokai, 2006).
 - [29] R. J. Birgeneau, D. R. Gabbe, H. P. Janssen, M. A. Kastner, P. J. Picon, T. R. Thurston, G. Shirane, Y. Endoh, M. Sato, K. Yamada, Y. Hidaka, M. Oda, Y. Enomoto, M. Suzuki and T. Murakami, Phys. Rev. 38, 6614 (1988).
 - [30] S. Ohsugi, Y. Kitaoka, K. Ishida, G.-q. Zheng and K. Asayama, J. Phys. Soc. Jpn. 63, 700 (1994).