

# Spin-driven Phonon Splitting in Bond-frustrated $\text{ZnCr}_2\text{S}_4$

J. Hemberger,<sup>1</sup> T. Rudolf,<sup>1</sup> H.-A. Krug von Nidda,<sup>1</sup> F. Mayr,<sup>1</sup> A. Pimenov,<sup>1</sup> V. Tsurkan,<sup>1,2,\*</sup> and A. Loidl<sup>1</sup>

<sup>1</sup>*Experimental Physics V, Center for Electronic Correlations and Magnetism, University of Augsburg, D-86159 Augsburg, Germany*

<sup>2</sup>*Institute of Applied Physics, Academy of Sciences of Moldova, MD-2028 Chişinău, R. Moldova*

Utilizing magnetic susceptibility, specific heat, thermal expansion and IR spectroscopy we provide experimental evidence that the two subsequent antiferromagnetic transitions in  $\text{ZnCr}_2\text{S}_4$  at  $T_{\text{N}1} = 15$  K and  $T_{\text{N}2} = 8$  K are accompanied by significant thermal and phonon anomalies. The anomaly at  $T_{\text{N}2}$  reveals a strong temperature hysteresis typical for a first-order transformation. Due to strong spin-phonon coupling both magnetic phase transitions induce a splitting of phonon modes, where at  $T_{\text{N}1}$  the high-frequency and at  $T_{\text{N}2}$  the low-frequency modes split. The anomalies and phonon splitting observed at  $T_{\text{N}2}$  are strongly suppressed by magnetic field. Regarding the small positive Curie-Weiss temperature  $\Theta \simeq 8$  K, we argue that this scenario of two different magnetic phases with concomitant different magneto-elastic couplings results from the strong competition of ferromagnetic and antiferromagnetic exchange of equal strength.

PACS numbers: 75.30.Et, 75.40.-s, 75.50.Ee, 78.30.-j

During the last decade the fascinating physics of spinel compounds came into the focus of modern solid-state physics and materials science. The classical and still unsolved nature of the Verwey transition in magnetite, where charge and orbital order compete [1], the formation of heavy fermions in  $\text{LiV}_2\text{O}_4$  [2], the emergence of self-organized spin loops in  $\text{ZnCr}_2\text{O}_4$  [3], the observation of colossal magneto-resistance in Cu doped  $\text{FeCr}_2\text{S}_4$  [4] and of gigantic Kerr rotation in  $\text{FeCr}_2\text{S}_4$  [5], the existence of an orbital glass state in  $\text{FeCr}_2\text{S}_4$  [6] and of a spin-orbital liquid in  $\text{FeSc}_2\text{S}_4$  [7], multiferroic behavior and colossal magneto-capacitive effect in  $\text{CdCr}_2\text{S}_4$  and  $\text{HgCr}_2\text{S}_4$  [8], spin dimerization in  $\text{CuIr}_2\text{S}_4$  [9] and  $\text{MgTi}_2\text{O}_4$  [10], and the spin-Peierls-like transitions in 3-dimensional solids [11, 12] are most representative examples of exotic phenomena and ground states which were found recently in a variety of spinel compounds. The appearance of these fascinating ground states is attributed to the competition of charge, spin and orbital degrees of freedom, which are strongly coupled to the lattice. In addition, both A and B sites in the normal  $\text{AB}_2\text{X}_4$  spinels are geometrically frustrated. Within the B-sublattice further complexity is emerging due to the competition of nearest neighbor (nn) ferromagnetic (FM) with direct as well as next-nearest neighbor (nnn) antiferromagnetic (AFM) exchange. Hence, depending only on the B-site separation, FM and AFM ground states can be found [13, 14], and in some cases FM and AFM exchange interactions are of equal strength leading to strong frustration.

In this letter we present a detailed investigation of  $\text{ZnCr}_2\text{S}_4$  comparing our results with those observed in other zinc-chromium spinels. In these compounds  $\text{Cr}^{3+}$  reveals a half-filled  $t_{2g}$  crystal-field ground state with almost zero spin-orbit coupling. Despite the fact that oxide, sulfide, and selenide are governed by different exchange interactions, as indicated by their Curie-Weiss (CW) temperatures, they reveal similar magnetic transition temperatures into AFM states:  $\text{ZnCr}_2\text{O}_4$ , with the smallest Cr-Cr separation, has a CW temperature of -390 K and exhibits a transition from a paramagnet with strong quantum fluctuations into a complex planar antiferromagnet at  $T_{\text{N}} = 12.5$  K, accompanied by a small tetragonal

distortion [3, 11, 15]. The oxide is governed by direct AFM Cr-Cr exchange [16]. The ratio of CW to Néel temperature, defining the frustration parameter  $f = \Theta / T_{\text{N}} \sim 30$ , signals strong geometrical frustration [17]. The structural phase transition has been explained in terms of a spin Jahn-Teller effect [11, 12, 18]. The selenide,  $\text{ZnCr}_2\text{Se}_4$ , with the largest Cr-Cr distance of the zinc-chromium spinels, has a positive CW temperature of 115 K and exhibits a transition into a helical magnetic structure at 20 K [13]. The helical structure is characterized by ferromagnetic (001) planes with a propagation vector along the [001] axis [19]. The increase of the lattice constant in the selenide almost suppresses the direct exchange and the spin arrangement follows from the dominating ferromagnetic  $90^\circ$  Cr-Se-Cr exchange and the additional influence of AFM interactions (some reminder of the direct exchange, plus nnn Cr-S-Zn-S-Cr and Cr-S-S-Cr exchange). Again, the magnetic phase transition is accompanied by a small tetragonal distortion with  $1 - c/a = 0.001$  [20].

The sulfide,  $\text{ZnCr}_2\text{S}_4$ , lies exactly in between these two extremes. Consequently, FM and AFM exchange interactions almost compensate each other yielding a CW temperature of approximately 0 K. Neutron-scattering experiments [21] reveal a magnetic phase transition at 15.5 K into a helical spin order very similar to that in the selenide. Below 12 K a second commensurate collinear antiferromagnetic phase starts to gradually develop down to 8 K. This second phase has a similar spin arrangement like the AFM oxide. At low temperatures both magnetic phases coexist [21]. This fact already documents that both spin structures are characterized by almost the same free energy. The metastable magnetic ground state comes along with the competing FM and AFM exchange of almost equal strength, a situation we term as bond frustration. So far structural phase transitions in  $\text{ZnCr}_2\text{S}_4$  have not been reported to occur along with the magnetic transitions. In reference [21] an upper limit of  $1 - c/a < 0.002$  has been established. However, we would like to note that in all Zn-Cr spinels the structural phase transition yields marginal distortions only and can hardly be detected using standard diffraction techniques. Here we use infrared spectroscopy to probe

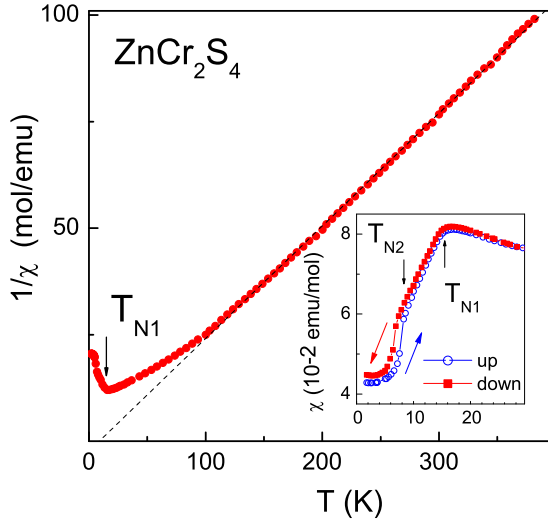


FIG. 1: (color online) Inverse susceptibility vs temperature as measured in  $\text{ZnCr}_2\text{S}_4$  at 10 kOe. The dashed line indicates a Curie-Weiss behavior. Inset: Low-temperature susceptibility for heating (up) and cooling (down) cycles. Arrows indicate the magnetic phase transitions at  $T_{N1}$  and  $T_{N2}$ .

structural transitions and spin-lattice correlations.

Polycrystalline  $\text{ZnCr}_2\text{S}_4$  was prepared by solid-state reaction from high purity elements at  $800^\circ\text{C}$ . X-ray diffraction analysis at room temperature revealed single-phase material with the cubic spinel structure with a lattice constant  $a = 9.983(2)$  Å and a sulfur fractional coordinate  $x = 0.258(1)$ . The magnetic properties were measured using a commercial SQUID magnetometer (Quantum Design MPMS-5). The heat capacity was monitored in a Quantum Design PPMS for temperatures  $2\text{ K} < T < 300\text{ K}$  and in external magnetic fields up to 70 kOe. The thermal expansion was measured by capacitive method in fields up to 70 kOe. The reflectivity experiments on ceramic samples with polished surfaces were carried out in the far infrared (FIR) range using the Fourier-transform spectrometer Bruker IFS 113v in a He bath cryostat.

Figure 1 presents the inverse susceptibility  $\chi^{-1}$  vs temperature. For  $T > 100\text{ K}$ ,  $\chi$  follows a Curie-Weiss law with a positive CW temperature  $\Theta \simeq 8\text{ K}$  and an effective moment of  $3.86\mu_B$ , in good agreement with the spin-only value of  $\text{Cr}^{3+}$  in  $3d^3$  configuration. In preliminary ESR experiments we determined a  $g$ -value of 1.98, indeed indicating negligible spin-orbit coupling. Below 100 K,  $\chi^{-1}(T)$  deviates from the FM CW law suggesting an increasing contribution of the AFM spin correlations. At 15 K the inverse susceptibility shows a clear minimum. This temperature marks the onset of long-range antiferromagnetic order at  $T_{N1}$ , as found by earlier studies [21].

The inset in Fig. 1 provides a closer look to the transition region. In a narrow temperature range around  $T_{N1}$ , our results are similar to those obtained on polycrystalline and single-crystalline samples in [21]. However, below  $T_{N1}$  after a continuous drop the susceptibility exhibits a sharp change of slope

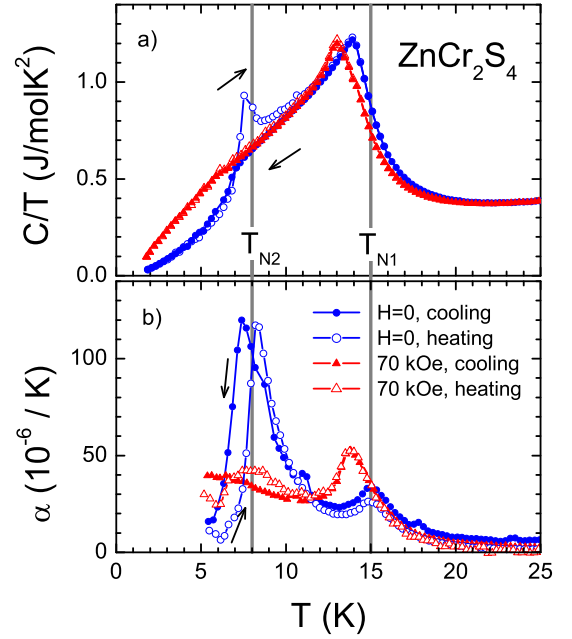


FIG. 2: (color online) a) Heat capacity of  $\text{ZnCr}_2\text{S}_4$  plotted as  $C/T$  vs  $T$  measured on cooling (closed symbols) and heating (open symbols) for 0 and 70 kOe. b) Temperature dependence of the thermal expansion coefficient at different external magnetic fields. Vertical lines indicate the phase transitions  $T_{N1}$  and  $T_{N2}$  in zero field.

at around  $T_{N2} = 8\text{ K}$ . In addition, we observed a pronounced difference between the susceptibilities measured on cooling and heating being maximal at  $T_{N2}$ . Such a hysteresis indicates a first-order transformation. Both magnetic anomalies are in good agreement with the early neutron-diffraction experiments [21]. In the following we demonstrate that the anomalies in the susceptibility correlate with respective anomalies found in the specific heat, thermal expansion and IR spectra.

Figure 2a shows the specific heat in the representation  $C/T$  vs temperature at different external magnetic fields. On approaching the Néel temperature  $T_{N1}$ , the specific heat manifests a sharp  $\lambda$ -type anomaly. At lower temperature, a second anomaly at  $T_{N2}$  becomes evident as a peak on heating and a kink on cooling. Note that this is the ordinary way in which the hysteresis at a first-order transition becomes evident in the relaxation method used [22]. The anomaly at  $T_{N2}$  in the specific heat correlates with the respective anomaly observed in the susceptibility. Strong spin-lattice coupling and possible structural instabilities connected with both magnetic transitions can be deduced from the thermal expansion which exhibits significant anomalies both at  $T_{N1}$  and  $T_{N2}$  (Fig. 2b). In zero magnetic field the thermal expansion coefficient  $\alpha$  at the lower transition is by a factor of 4 larger and again reveals a significant hysteresis in accordance with the first-order character and, thus, the importance of the spin-lattice correlations. Magnetic field has a strong effect on the specific heat and thermal expansion, shifting the maximum in  $C/T$  at  $T_{N1}$  to lower temperatures as usually observed in antiferromagnets. A shift to lower  $T$  is found also for the max-

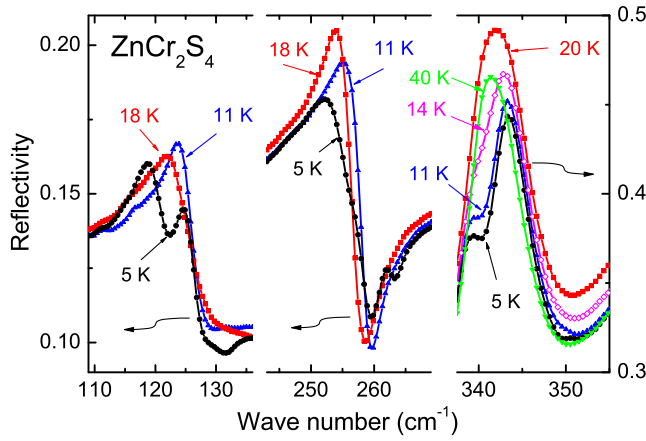


FIG. 3: (color online) Reflectivity for three phonon modes of  $\text{ZnCr}_2\text{S}_4$  at temperatures around the magnetic transitions.

imum in the thermal expansion coefficient at  $T_{N1}$  which in addition shows an increase in the peak height. At the same time, at  $T_{N2}$  the peaks in  $C/T$  and  $\alpha$  become strongly suppressed above fields of 20 kOe. Assuming that the peak at  $T_{N1}$  is related to the onset of a helical structure, the field dependence of the peak in the thermal expansion (Fig. 2b) suggests a stabilization of the helical spin arrangement in the field. We note that the overall magnetic structure is AFM, however the magnetic field favors the helical configuration due to the induced FM component. This corroborates our interpretation that the helical spin structure in  $\text{ZnCr}_2\text{S}_4$  is supported by FM exchange, as already documented in  $\text{ZnCr}_2\text{Se}_4$ , which has a large and positive CW temperature and reveals a helical spin structure as stable ground state. At the same time, the complex collinear structure below  $T_{N2}$  is supported by AFM exchange, in close analogy to strongly geometrically frustrated  $\text{ZnCr}_2\text{O}_4$ . In  $\text{ZnCr}_2\text{S}_4$ , the external magnetic fields break the balance of FM and AFM exchange interactions in favor of FM exchange and, hence, stabilizes the helical spin arrangement as revealed by the specific-heat and thermal-expansion experiments. The existence of strong spin-phonon coupling, which follows from the thermal-expansion data, is microscopically probed by means of IR spectroscopy.

For spinel compounds which show strong spin-phonon coupling effects [23, 24, 25, 26] it is well established that the sign of shift of the phonon eigenfrequencies in the magnetically ordered state primarily depends on the type of coupling: ferromagnetic or antiferromagnetic, with the latter revealing positive shifts of the eigenfrequencies [25, 26]. The main magnetic coupling mechanism in sulfides is superexchange which includes nn FM Cr-S-Cr and nnn AFM Cr-S-Zn-S-Cr or Cr-S-S-Cr exchange interactions [13, 14]. From a thorough eigenmode analysis [24] it is known that the low-lying modes involve vibration of the Zn-S units, while Cr-S atoms are mostly involved in the high-frequency modes.

For the spinels with FM ground states like  $\text{CdCr}_2\text{S}_4$  [25] as well as for ferrimagnetic  $\text{FeCr}_2\text{S}_4$  [26], it has been demonstrated that the low lying modes reveal large and positive shifts

due to AFM exchange, while negative shifts have been observed for the high-frequency modes. But in all these cases no splitting of the phonon modes could be detected at  $T_c$ , which seems to be clear as the FM spin order does not involve any lattice-symmetry breaking. A significant phonon splitting has been reported at the AFM phase transition in  $\text{ZnCr}_2\text{O}_4$  which is accompanied by a small tetragonal distortion [27]. Recently, this phonon splitting has been interpreted as driven only by spin correlations in the collinear AFM spin structure, where the magnetically induced symmetry breaking appears only in the dynamic phonon properties, but preserving the cubic structure [28]. The effect of phonon splitting due to magnetic ordering even in the absence of any structural symmetry breaking has been predicted earlier by Massidda *et al.* [29].

Our room-temperature IR results on  $\text{ZnCr}_2\text{S}_4$  are in good agreement with previously published data [30]. The IR spectrum reveals the four group-theoretically allowed phonon modes. A fit using a sum of Lorentz oscillators yields eigenfrequencies at 115, 244, 336, and 388  $\text{cm}^{-1}$ . On decreasing temperature we find a positive frequency shift of the phonon eigenmodes, but below the magnetic phase transition temperatures all phonon modes reveal a clear splitting indicating a symmetry breaking as illustrated in Fig. 3. The eigenfrequency for all phonon modes as function of temperature is presented in Fig. 4 on a semilogarithmic plot. From room temperature down to 20 K the purely anharmonic behavior of a cubic spinel naturally describes the results. Below the first magnetic transition into the helical structure all main modes reveal an additional shift towards higher frequencies, as expected for AFM transitions. The shift is of the order of 0.5% for the high and of the order of 1% for the low-frequency modes. As the most important result we find that the splitting of the phonon modes does not occur at the same temperature: The high-frequency modes reveal significant splitting certainly at  $T_{N1} = 15$  K: A weak but clearly pronounced shoulder is visible already at 14 K. At 5 K the splitting of both high-frequency phonons amounts approximately 1%. Contrary, the two low-frequency modes split distinctly below  $T_{N1}$ . The modes at 125 and 255  $\text{cm}^{-1}$  reveal single-mode behavior still at 11 K, and split at  $T$  close to  $T_{N2} = 8$  K. At 5 K the mode splitting results in extra peaks for both modes and in a significant shoulder for the phonon at 260  $\text{cm}^{-1}$ , which indicates a splitting into three modes at low temperatures. The overall splitting is of the order of 5% for both low-frequency modes.

The splitting of the IR-active modes in  $\text{ZnCr}_2\text{S}_4$  at the two magnetic phase transitions further supports our interpretation. As outlined above, the high-frequency modes involve vibrations mostly of Cr-S atoms. The FM  $90^\circ$  Cr-S-Cr exchange governs the helical order of ferromagnetic (001) planes. This exchange interaction is responsible for the splitting of the high-frequency modes. But  $\text{ZnCr}_2\text{S}_4$  is equally dominated by AFM exchange which establishes the complex commensurate collinear spin order. These AFM exchange interactions involve mainly Zn-S bonds which on the other side are involved in eigenfrequencies of the low-lying modes: Consequently, at  $T_{N2}$  these modes are expected to split as we experimen-

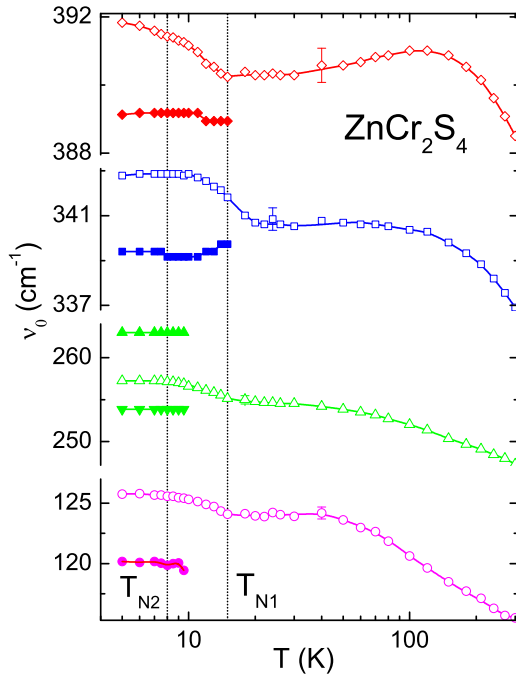


FIG. 4: (color online) Temperature dependence of the eigenfrequencies of all phonon modes on a semilogarithmic plot. Open symbols represent the mode of the high-temperature phase; closed symbols - the new modes which appear at  $T_{N1}$  and  $T_{N2}$ .

tally observed. The comparable splitting of both high- and low-frequency modes ( $\sim 5 \text{ cm}^{-1}$ ) provides compelling evidence that FM and AFM exchange interactions are of equal strength. The ground state energies of the two spin configurations are similar and the transition into the low temperature phase is generated by these competing interactions. Preliminary experiments in external magnetic fields show that the splitting of the low-frequency phonon modes is strongly suppressed for fields above 50 kOe. This observation is in agreement with the reduction of the anomalies of the specific heat and thermal expansion at  $T_{N2}$  by an external magnetic field. Thus, our experiments prove that the low-temperature symmetry breaking in the Zn-Cr spinels mainly results from a strong spin-phonon coupling. This has been established for the geometrically frustrated  $\text{ZnCr}_2\text{O}_4$  and we demonstrate this for the bond frustrated  $\text{ZnCr}_2\text{S}_4$ . It will be highly interesting to see, if the phonon splitting is accompanied by two consecutive structural transformations into low-symmetry structural phases or the symmetry breaking can only be observed via dynamic variables. High-resolution synchrotron experiments on single crystals will probably be necessary to solve this question.

In conclusion, we investigated the bond frustrated AFM spinel  $\text{ZnCr}_2\text{S}_4$  and found a splitting of high-frequency phonons below the onset of the antiferromagnetic helical order and splitting of the low-frequency modes at around the second magnetic transition into the collinear commensurate phase. Magnetic susceptibility, specific heat and thermal expansion show an additional anomaly at the second transition

beside the anomaly at the Néel point. Our results reveal strong spin-phonon coupling that generates the low-temperature instability in  $\text{ZnCr}_2\text{S}_4$ . Suppression of the splitting of low-frequency phonons and concomitantly of the anomalies in the specific heat and thermal expansion by strong magnetic fields suggests a spin-driven origin of this transformation.

We are grateful to Dana Vieweg, Veronika Fritsch, Natalia Tristan, and Thomas Wiedenmann for experimental support. This work was supported by BMBF via VDI/EKM, FKZ 13N6917-B and by DFG within SFB 484 (Augsburg).

\* Corresponding author

- [1] D. J. Huang *et al.*, Phys. Rev. Lett. **93**, 077204 (2004); I. Leonov *et al.*, Phys. Rev. Lett. **93**, 146404 (2004).
- [2] S. Kondo *et al.*, Phys. Rev. Lett. **78**, 3729 (1997); A. Krimmel *et al.*, Phys. Rev. Lett. **82**, 2919 (1999).
- [3] S.-H. Lee *et al.*, Nature (London) **418**, 856 (2002).
- [4] A. P. Ramirez, R. J. Cava, and J. Krajewski, Nature (London) **386**, 156 (1997); V. Fritsch *et al.*, Phys. Rev. B **67**, 144419 (2003).
- [5] K. Ogushi *et al.*, Phys. Rev. B **72**, 155114 (2005).
- [6] R. Fichtl *et al.*, Phys. Rev. Lett. **94**, 027601 (2005).
- [7] V. Fritsch *et al.*, Phys. Rev. Lett. **92**, 116401 (2004); A. Krimmel *et al.*, Phys. Rev. Lett. **94**, 237402 (2005).
- [8] J. Hemberger *et al.*, Nature (London) **416**, 364 (2005); S. Weber *et al.*, Phys. Rev. Lett. **96**, 157202 (2006).
- [9] P. G. Radaelli *et al.*, Nature (London) **416**, 155 (2002).
- [10] M. Schmidt *et al.*, Phys. Rev. Lett. **92**, 056402 (2004).
- [11] S.-H. Lee *et al.*, Phys. Rev. Lett. **84**, 3718 (2000).
- [12] O. Tchernyshyov *et al.*, Phys. Rev. Lett. **88**, 067203 (2002); O. Tchernyshyov *et al.*, Phys. Rev. B **66**, 064403 (2002).
- [13] N. Menyuk *et al.*, J. Appl. Phys. **37**, 1387 (1966).
- [14] K. Baltzer *et al.*, Phys. Rev. **151**, 367 (1966).
- [15] J.-H. Chung *et al.*, Phys. Rev. Lett. **95**, 247204 (2005).
- [16] J. B. Googenough, Phys. Rev. **117**, 1442 (1960).
- [17] A. P. Ramirez, in *Handbook of Magnetic Materials*, edited by K. H. J. Buschow (Elsevier Science, Amsterdam, 2001), Vol. 13, p. 423.
- [18] Y. Yamashita and K. Ueda, Phys. Rev. Lett. **85**, 4960 (2000).
- [19] R. Plumier, J. Physique **27**, 213 (1966).
- [20] R. Kleinberger and R. de Kouchkovsky, C.R. Acad. Sci. Paris **262**, 628 (1966); M. Hidaka *et al.*, phys. stat. sol. (b) **236**, 570 (2003).
- [21] M. Hamedoun *et al.*, J. Phys. C **19**, 1783 (1986); M. Hamedoun *et al.*, J. Phys. C **19**, 1801 (1986).
- [22] J. Hemberger *et al.*, Phys. Rev. B **72**, 012420 (2005); J.C. Lashley *et al.*, Cryogenics **43**, 369 (2003).
- [23] W. Baltensperger and J. S. Helman, Helv. Phys. Acta **42**, 611 (1969); W. Baltensperger, J. Appl. Phys. **41**, 1052 (1970).
- [24] P. Bruesch and F. D'Ambrogio, Phys. Stat. Sol. B **50**, 513 (1972).
- [25] K. Wakamura and T. Arai, J. Appl. Phys. **63**, 5824 (1988).
- [26] K. Wakamura Solid State Commun. **71**, 1033 (1989); T. Rudolf *et al.*, Phys. Rev. B **72**, 014450 (2005).
- [27] A. B. Sushkov *et al.*, Phys. Rev. Lett. **94**, 137202 (2005).
- [28] C. J. Fennie and K. Rabe, cond-mat/0602503.
- [29] S. Massidda *et al.*, Phys. Rev. Lett. **82**, 430 (1999).
- [30] H. D. Lutz *et al.*, J. Solid State Chem. **48**, 196 (1983).