

Simulation of a stable dark soliton in a trapped Bose-Einstein condensate

Sadhan K. Adhikari*

Instituto de Física Teórica, Universidade Estadual Paulista, 01.405-900 São Paulo, São Paulo, Brazil

(Dated: October 18, 2019)

We suggest a new mechanism for the generation of a stable dark soliton in a trapped Bose-Einstein condensate using the Gross-Pitaevskii (GP) equation. It is demonstrated that the dark soliton with a “notch” in the probability density with a zero at the minimum is a stationary eigenstate of the GP equation and can be efficiently generated numerically as a nonlinear continuation of the first vibrational excitation of the GP equation in both attractive and repulsive cases in one and three dimensions for pure harmonic as well as harmonic plus optical-lattice traps. We also demonstrate the stability of this scheme under different perturbing forces.

I. INTRODUCTION

Solitons are solutions of wave equation where localization is obtained due to a nonlinear interaction and have been observed in optics [1], water waves [1], and in Bose-Einstein condensates (BEC) [2, 3, 4]. The bright solitons of BEC represent local maxima [5] and the dark and grey solitons local minima [6, 7, 8, 9]. There have been experimental study of bright [4], dark and grey [2, 3] solitons of BEC. Dark solitons of nonlinear optics [1] are governed by the nonlinear Schrödinger (NLS) equation which is similar to the mean-field Gross-Pitaevskii (GP) equation [10] describing a trapped BEC. More recently, dark solitons have been observed in trapped BECs [2, 3].

The one-dimensional NLS equation in the repulsive or self-defocusing case is usually written as [1]

$$iu_t + u_{xx} - |u|^2 u = 0, \quad (1)$$

where the time (t) and space (x) dependences of the wave function $u(x, t)$ are suppressed. This equation sustains the following dark and grey solitons [11]:

$$u(x, t) = r(x - ct) \exp[-i\{\phi(x - ct) - \mu t\}], \quad (2)$$

with

$$r^2(x - ct) = \eta - 2\xi^2 \text{sech}^2[\xi(x - ct)], \quad (3)$$

$$\phi(x - ct) = \tan^{-1}[-2\xi/c \tanh\{\xi(x - ct)\}], \quad (4)$$

$$\xi = \sqrt{(2\eta - c^2)}/2, \quad (5)$$

where c is the velocity, μ is a parameter, and η is related to intensity. Soliton (2) having a “notch” over a background density is grey in general. It is dark if density $|u|^2 = 0$ at the minimum. At zero velocity the soliton becomes a dark soliton: $|u(x, t)| = \sqrt{\eta} \tanh[\sqrt{(\eta/2)}x]$.

The similarity of the NLS equation (1) to the GP equation in a trapped BEC (Eq. (6) below) imply the possibility of a dark soliton in a trapped BEC [6]. It has been suggested that the dark soliton of a trapped BEC could be a stationary eigenstate of the GP equation [6, 8] as

in the case of the trap-less NLS equation. However, in many numerical applications, the starting guess for the dark soliton has been taken as an approximation to an excited state of the GP equation [12, 13]. The use of approximate wave function in numerical simulation leads to dynamical instability of the dark soliton in the presence harmonic plus optical-lattice traps [13, 14].

Here we re-investigate the origin of the dark soliton in a trapped BEC and point out that the dark soliton of a trapped BEC [7, 8, 12, 13, 15] is the first vibrational excitation of the GP equation and is a stationary eigenstate. We suggest a scheme for numerical simulation of a dark soliton by time evolution of the linear GP equation starting with the analytic vibrational excitation, while the nonlinearity is slowly introduced. We simulate a dark soliton in a harmonic and harmonic plus optical-lattice traps in one and three dimensions. In all cases the simulation proceeds through successive eigenstates of the GP equation. Consequently, the dark soliton in a trapped BEC could be kept stable during numerical simulation.

II. DARK SOLITON IN A HARMONIC TRAP

The mean-field dynamics of a trapped BEC is usually described by the time-dependent GP equation [10]. For a strong radial confinement in an axially-symmetric configuration, the GP equation can be reduced to the following quasi-one-dimensional form [12, 13, 15]

$$iu_t + u_{xx} - n|u|^2 u = V(x)u, \quad (6)$$

where a positive nonlinearity n represents repulsive (self-defocusing) interaction and a negative n represents attractive (self-focusing) interaction. In Eq. (6) $V(x)$ is the external trapping potential. The normalization of the wave function is given by $\int_{-\infty}^{\infty} |u|^2 dx = 1$.

There is no known analytic solution to Eq. (6) for $V(x) \neq 0$. However, for $V(x) = 0$ and positive n , Eq. (6) has the following unnormalizable dark soliton:

$$u(x, t) = \sqrt{2/n} \tanh(x) \exp(-2it). \quad (7)$$

Soliton (7) has a stationary notch with zero minimum at $x = 0$ on a constant background extending to $x = \pm\infty$.

*E-mail address: adhikari0000@yahoo.com (S. K. Adhikari)

It has been conjectured that a stationary normalizable dark soliton exists in Eq. (6) with a harmonic trap: $V(x) = x^2$ and satisfies the same boundary condition as [9, 12, 13, 15]

$$u_{\text{DS}}(x) = N \tanh(x) u_S(x), \quad (8)$$

where $u_{\text{DS}}(x)$ is the dark soliton, $u_S(x)$ the ground-state solution to Eq. (6) and N the normalization. The form (8) has been used as a starting guess in the evolution of the GP equation which finds the required soliton numerically [13].

The ansatz (8) has been used as starting guess in numerical studies on dark solitons. Actually, in some applications [13] the Thomas-Fermi (TF) approximation u_{TF} [10] has been used in place of u_S for positive n :

$$u_S(x) \approx u_{\text{TF}}(x) = \sqrt{\max(0, [\mu - V(x)]/n)}, \quad (9)$$

where $\max(,)$ denotes the larger of the two arguments and μ is the chemical potential for solution $u_S(x)$.

The ansatz (8) is not an eigenstate of Eq. (6). Assuming that it is close to an eigenstate, numerical iteration of Eq. (6) should lead to a stable dark soliton at large times. Whenever the input (8) is not a good approximation to the dark soliton, oscillations are expected upon iteration. Kevrekidis *et al.* [13] give a detailed parametric analysis of specific cases varying different parameters, and find windows of stability and windows of instability. In many cases no stable soliton has been obtained, or an oscillating grey soliton has been found [13].

In view of this we performed extensive calculations using ansatz (8) in the time evolution of Eq. (6) using the Crank-Nicholson algorithm [16] for different n . We discretize the NLS equation with space step 0.05 and time step 0.0025, which was enough for achieving convergence of a stationary problem. We used accurate numerical solution to $u_S(x)$ in place of the TF approximation (9).

First we perform time evolution of the full GP equation with ansatz (8) as input and show in Fig. 1 the solution at different times for $n = 1$. The solution does not converge at large times: the initial dark soliton becomes a grey soliton and oscillates around a mean position. This type of oscillating grey soliton has been observed before in other investigations [9, 13]. This trouble as noted in Fig. 1 increases with the increase of nonlinearity n .

To circumvent the above-mentioned problem, we find a direct solution to Eq. (6) for the dark soliton with the asymptotic boundary condition implicit in Eq. (8), e. g., $u_{\text{DS}}(x) \sim x$ as $x \rightarrow 0$ and $u_{\text{DS}}(x) \rightarrow 0$ as $x \rightarrow \pm\infty$. The solution satisfying these conditions is the nonlinear evolution of the first vibrational excitation of the linear oscillator, obtained by setting $n = 0$ in Eq. (6):

$$u_1(x, t) = \sqrt{(2/\sqrt{\pi})} x \exp(-x^2/2) \exp(-3it). \quad (10)$$

The possible dark soliton of Eq. (6) can be obtained by time evolution of the GP equation with $u_1(x, 0)$ as input

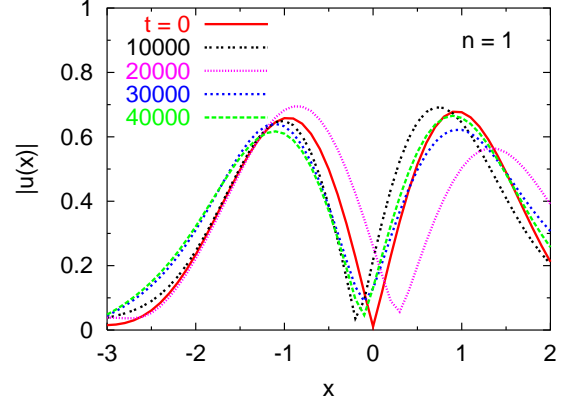


FIG. 1: The dark soliton $|u(x)|$ of Eq. (6) with $V(x) = x^2$ vs. x for $n = 1$ obtained by time evolution with input (8) at $t = 0, 10000, 20000, 30000$, and 40000 . The dark soliton oscillates as a grey soliton without ever converging.

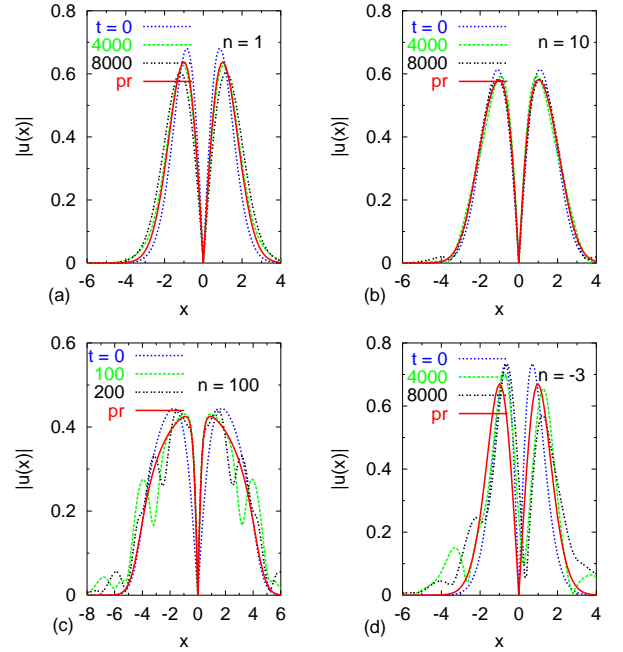


FIG. 2: The dark soliton $|u(x)|$ of Eq. (6) with $V(x) = x^2$ vs. x for $n =$ (a) 1, (b) 10, (c) 100, and (d) -3 obtained by time evolution with input (8) at different times t . Also plotted are present stationary results obtained with input (10) marked “pr” (full red line) which do not change with time.

at $t = 0$, setting $n = 0$. During time evolution the nonlinearity n should be slowly introduced until the desired nonlinearity is achieved. By this procedure a stationary dark soliton could be obtained for all n values.

Next we compare the time evolution of the dark soliton using conventional ansatz (8) and the present suggestion based on Eq. (10). The results of numerical simulation

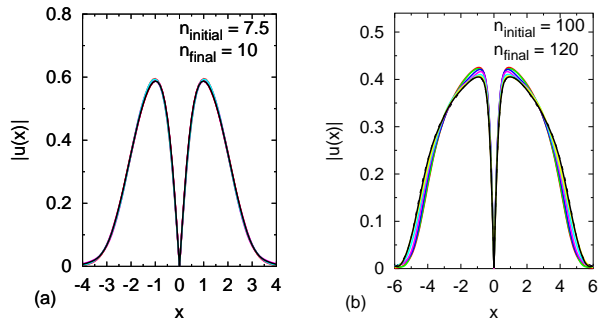


FIG. 3: The dark soliton $|u(x)|$ of Figs. 2 (b) and (c) at times $t = 0, 10000, 20000, 30000, 40000, 50000$ calculated using the present scheme with input (10) as n is suddenly changed from (a) 7.5 to 10 and (b) 100 to 120 at $t = 0$.

using the two schemes are plotted in Figs. 2 (a), (b), (c) and (d) for $n = 1, 10, 100$ and -3 at different times. The iterative solution using Eq. (8) may execute oscillation on time evolution, whereas the solution from input (10) remains stationary on time evolution as the system passes through successive eigenstates and results in a stationary dark soliton of the full NLS equation. In Figs. 2 we show the result for the soliton using the present procedure only at $t = 0$ as this result does not change with time. The result based on Eq. (8) oscillates on time evolution as can be found from Figs. 2. However, the oscillation is not so severe for small repulsive n . The oscillation increases for large repulsive n as well as for attractive nonlinearity. From Figs. 1 and 2 we see that for small n the oscillation is severe for $t > 10000$ whereas for large $n (= 100)$ it is disturbing even for $t = 100$. From Figs. 2 we find that a direct numerical solution for the first excited state of Eq. (6) is the dark soliton that we look for.

The fact that a certain numerical scheme converges to a stationary state may not necessarily signify its stability. Although the dark solitons in our study are formed as eigenstates of the nonlinear equation (6), one needs to demonstrate their stability under perturbation. First we suddenly modify the nonlinearity n of Eq. (6) after the dark soliton is obtained and study the resultant dynamics for the dark solitons of Figs. 2 (b) and 2 (c). In the case of the dark soliton of Fig. 2 (b) calculated using our scheme based on Eq. (10) we suddenly jump the nonlinearity n from 7.5 to 8 after the soliton is formed and observe its dynamics for 50000 units of time. In the case of the dark soliton of Fig. 2 (c) we jump n from 100 to 120. The resultant dynamics is shown in Figs. 3.

From Figs. 3 we find that even after giving a perturbation by changing n , the resultant dark soliton remains stable for a large interval of time (50000 units of time) performing small breathing oscillation during which the central notch or minimum of the dark soliton remains absolutely stable at $x = 0$. In the other methods [9, 15] the dark soliton develops dynamical instability with the central notch executing quasi-periodic oscillation around

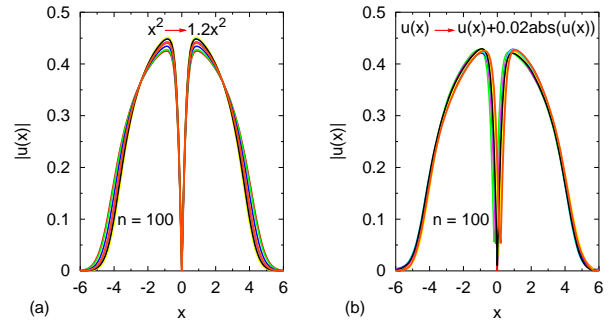


FIG. 4: The dark soliton $|u(x)|$ of Fig. 2 (c) at times $t = 10000, 20000, 30000, 40000, 50000$ calculated using the present scheme with input (10) (a) as the harmonic oscillator potential x^2 is increased by 20% : $x^2 \rightarrow 1.2x^2$ and (b) under the change $u(x) \rightarrow u(x) + 0.02 \times \text{abs}(u(x))$ at $t = 0$.

$x = 0$ on time evolution before being destroyed without any perturbation whatsoever in a much smaller interval of time than that considered in Fig. 3.

In addition to the perturbation studied in Figs. 3 we make two different types of perturbation to strengthen our claim of stability. First we study the dynamics by increasing the strength of the harmonic trap by 20%: (i) $x^2 \rightarrow 1.2x^2$. These perturbations are symmetric around $x = 0$ which may not displace the notch in the dark soliton from $x = 0$. We consider also the asymmetric perturbation (ii) $u(x) \rightarrow u(x) + 0.02 \times \text{abs}(u(x))$ where abs denotes absolute value. As $u(x)$ for the dark soliton is antisymmetric around $x = 0$, perturbation (ii) destroys the symmetry around $x = 0$. From Figs. 2 and 3 it is realized that it would be more difficult to have stability for a large nonlinearity. Hence in the next two studies on stability we consider only $n = 100$. The remarkable stability of the soliton under perturbations (i) and (ii) above is illustrated in Figs. 4 (a) and (b). Of these even the asymmetric perturbation (ii) leaves the central notch of the dark soliton essentially stable at $x = 0$. The dynamics at small times in Fig. 4 (b) shows some asymmetry, which, instead of increasing, disappears at large times. From Fig. 2 (c) we find that the dark soliton calculated using ansatz (8) is destroyed after a small time of $t = 100$ without any perturbation whatsoever.

III. HARMONIC PLUS OPTICAL-LATTICE TRAPS

Now we consider the dark soliton in a harmonic plus optical-lattice traps. A periodic optical-lattice trap is usually generated by a standing-wave laser beam of wave length λ . In experiments the following superposition of a harmonic plus optical-lattice traps has been used [13, 17, 18]:

$$V(x) = kx^2 + V_0 \sin^2(2\pi x/\lambda). \quad (11)$$

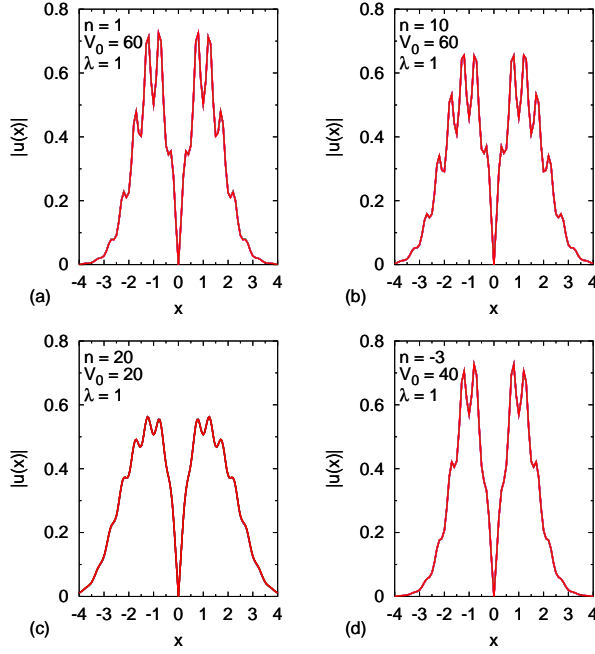


FIG. 5: The dark soliton $|u(x)|$ of Eq. (6) with potential (11) with $k = \lambda = 1$ vs. x for $n =$ (a) 1, (b) 10, (c) 20, and (d) -3 with strength V_0 of potential (11) given in respective figures. The plotted wave function remains stationary for time evolution of Eq. (6) over 100000 units of time t .

Here V_0 is the strength of the optical-lattice potential. We have introduced a parameter k to control the strength of the harmonic potential.

The search for a dark soliton in potential (11) is performed by introducing this potential in Eq. (6). For this purpose we use the input $u_1(x, 0)$ of Eq. (10) in Eq. (6) with $n = V_0 = 0$ and perform time evolution using the Crank-Nicholson scheme [16]. Again the discretization was performed with a space step 0.05 and time step 0.0025 except for the calculation reported in Fig. 6 where we had to take a space step 0.02 and time step 0.0004. In the course of time evolution the appropriate nonlinearity and the optical-lattice potential are switched on slowly. Then the time evolution of the resultant equation is carried on until a converged solution is obtained. The results of the calculation for different n are shown in Figs. 5. These results are stationary and do not change with time evolution in the interval $t = 0$ to $t = 100000$.

However, it was more difficult to obtain convergence when nonlinearity n or strength V_0 increases past 40. For small $n (= 1, 10)$ convergence could be easily obtained for V_0 up to 80 or so. For larger $n (= 20)$ we could obtain convergence for V_0 up to 40 or so. When both n and V_0 are increased, smaller space and time steps are needed for convergence. This is understandable as a large nonlinearity with a strong optical-lattice potential could seriously jeopardize the numerical accuracy. There is no such difficulty if the optical-lattice potential is removed. If λ is

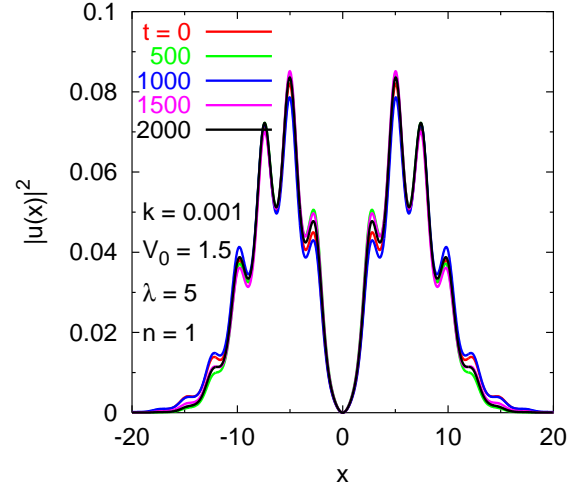


FIG. 6: The probability density $|u(x)|^2$ of the dark soliton of Eq. (6) with potential (11) with $k = 0.001$, $V_0 = 1.5$ and $\lambda = 5$ vs. x at different times. The dark soliton with a zero at $x = 0$ remains stable for a long time without executing quasi-periodic oscillation.

reduced there is no convergence difficulty, so long as a finer discretization mesh is used.

The possibility of generating dark solitons in a BEC with a harmonic plus optical-lattice traps has also been investigated by other authors. Kevrekidis et al. [13] conclude that the dark soliton in the presence of harmonic plus optical-lattice traps is always unstable except for a very weak trap $V(x) = kx^2$ with $k < 0.01$. They further study the range of V_0 and λ values for which one could have a dark soliton for a very small k . In this Letter we could obtain convergence for a large $k (= 1)$.

Although we did not check all the numerical calculations of these authors [13], in view of the present study, it is possible that the instability reported by these authors is due to the inadequacy of the iterative scheme with imprecise initial guess. To substantiate our claim we consider a specific case highlighted by Kevrekidis et al. [13] as an example of instability of the dark soliton in an harmonic plus optical-lattice traps, e.g., for $V(x) = kx^2$ with $k = 0.001$, $V_0 = 1.5$, and $\lambda = 5$ in Eq. (11). In their study of this problem Kevrekidis et al. find that the instability sets in at large times, on the order of $\mathcal{O}(100)$, and manifests itself as follows: The dark soliton, which is initially placed at the bottom of the composite potential (magnetic trap and optical lattice), performs small-amplitude oscillations inside the respective small well of the optical-lattice potential. Then, as time passes, it performs larger-amplitude quasi-periodic oscillations around the center of the condensate. To illustrate this they show in their Fig. 5 [13] the distinct profile of the dark soliton at times $t = 0$ and 700 while the center of the dark soliton moved to the left by about two units of length. They also demonstrate that the proba-

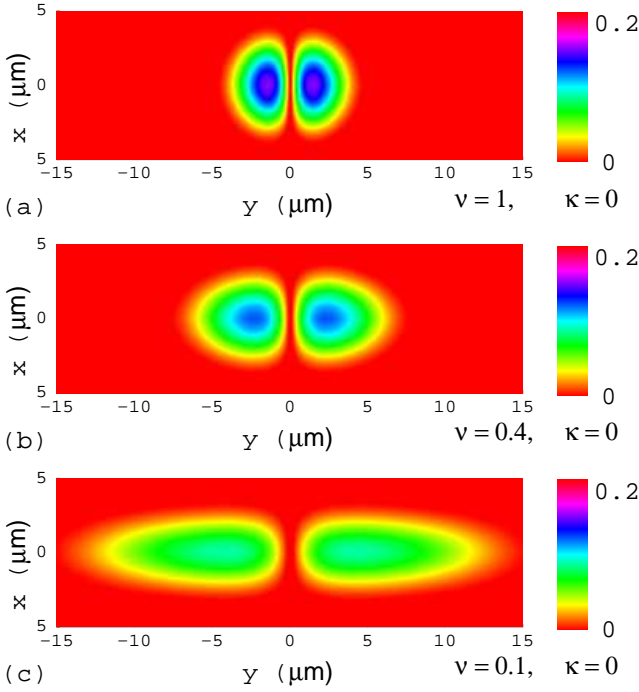


FIG. 7: Contour plot of the wave function $|\psi(x, y)|$ of the dark soliton of Eq. (12) with harmonic trap alone for (a) $\nu = 1$, (b) $\nu = 0.4$, and (c) $\nu = 0.1$, and $n = 100$.

bility density $|u(x=0, t)|^2$ at the central point has large nonzero values executing quasi-periodic oscillation.

We repeated the above calculation of Kevrekidis et al. [13] using our approach. Because of the small value of k , the size of the condensate is much larger in this case compared to the condensates studied above and we had to take a much larger number of mesh points which results in large computing time and slower convergence. However, in disagreement with Ref. [13], no quasi-periodic oscillation of the position of the minimum of the dark soliton was observed at large times. The present result is shown in Fig. 6 at different times. The probability of Fig. 6 is quite similar to the one reported by Kevrekidis et al. at $t = 0$. Please note the difference in normalization in the two studies [18]. The central density in our calculation remains strictly zero over large time scales ($t > 2000$). The present calculation induces the conclusion that the quasi-periodic oscillation of the dark soliton reported by Kevrekidis et al. is of the type noted in Fig. 1 for harmonic trap alone and most possibly resulted from the inadequacy of their iterative scheme with an inaccurate initial guess in the presence of the optical-lattice potential.

IV. DARK SOLITON IN THREE DIMENSIONS

To further fortify the claim of numerical stability of our scheme we next test it in an axially-symmetric three-

dimensional BEC under harmonic as well as optical-lattice traps. We consider the following GP equation for the BEC wave function $\psi(x, y; t) \equiv \phi(x, y; t)/x$ at radial position x , axial position y and time t : [19]

$$\left[-i\frac{\partial}{\partial t} - \frac{\partial^2}{\partial x^2} + \frac{1}{x}\frac{\partial}{\partial x} - \frac{\partial^2}{\partial y^2} + \frac{1}{4}(x^2 + \nu^2 y^2) - \frac{1}{x^2} + \frac{4\pi^2\kappa}{\lambda^2} \cos^2 \frac{2\pi y}{\lambda} + n \left| \frac{\phi(x, y; t)}{x} \right|^2 \right] \phi(x, y; t) = 0, \quad (12)$$

with normalization

$$2\pi \int_{-\infty}^{\infty} dy \int_0^{\infty} x dx |\psi(x, y; t)|^2 = 1, \quad (13)$$

where $(x^2 + \nu^2 y^2)/4$ is the axial harmonic trap and $(4\pi^2\kappa/\lambda^2) \cos^2(2\pi y/\lambda)$ the optical-lattice potential. Here length and time are expressed in units of $l/\sqrt{2} \equiv \sqrt{\hbar/(2m\omega)}$ and ω^{-1} , respectively, with ω the radial trap frequency, m the atomic mass, ν the axial parameter, and $n = 8\pi\sqrt{2}Na/l$ the scaled nonlinearity, where N is the number of atoms and a the scattering length. The numerical solution is calculated by the Crank-Nicholson discretization scheme where we used as in Ref. [16] a space step of 0.1 in both radial and axial directions and a time step of 0.001. The dark soliton we are looking for is a nonlinear extension of the following solution of Eq. (12) with $n = \kappa = 0$:

$$\phi(x, y) = \left(\frac{\nu}{2\pi} \right)^{3/4} xy \exp[-(x^2 + \nu y^2)/4], \quad (14)$$

and can be found in a regular fashion by time evolution of Eq. (12) with $n = \kappa = 0$ with Eq. (14) as the initial solution. This solution has a notch at $y = 0$ in the axial y direction. In the course of time evolution the nonlinearity n and the optical-lattice strength κ are slowly introduced until the final values of these parameters are attained.

In this study we take the atoms to be ^{87}Rb and a final nonlinearity $n = 100$ together with $\omega = 2\pi \times 90$ Hz so that $l/\sqrt{2} \approx 0.8 \mu\text{m}$. First we study the generation of a dark soliton in the harmonic trap alone by setting $\kappa = 0$ in Eq. (12) for three values of $\nu = 1, 0.4$ and 0.1 . Contour plots of the wave function $\psi(x, y)$ of the dark soliton in these three cases are exhibited in Figs. 7 (a), (b), and (c), respectively, where the central notch appears prominently and does not oscillate upon time evaluation.

Next we study the dark soliton in the above problem in the presence of an optical-lattice potential with $\kappa = 4$ and $\lambda = 1$ in addition to the above harmonic potential. The contour plots of the dark soliton in this case are shown in Figs. 8. In addition to the more prominent notch at the center signaling a dark soliton, there are periodic lines along the axial direction due to the optical-lattice potential. This should be contrasted with the similar wave function in one dimension exhibited in Figs. 5 and 6, where there is also periodic modulation of the wave function due to the optical-lattice potential. Needless to

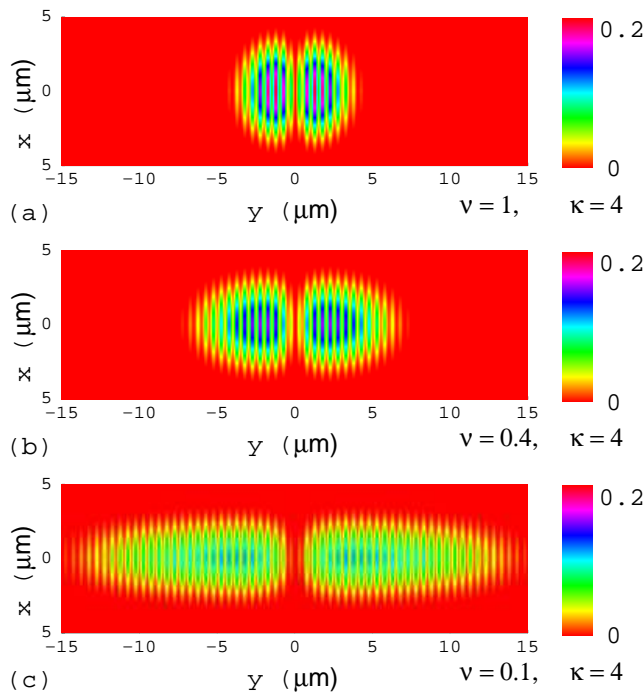


FIG. 8: Contour plot of the dark-soliton wave function $|\psi(x, y)|$ of Eq. (12) with $\kappa = 4$, $\lambda = 1$ and (a) $\nu = 1$, (b) $\nu = 0.4$, and (c) $\nu = 0.1$, and $n = 100$.

say that these dark solitons in three-dimensions are stationary solutions of the GP equation and do not exhibit instability upon time evolution.

V. CONCLUSION

We show that the dark soliton of a trapped BEC is actually a nonlinear extension of the first vibrational ex-

citation of the linear problem obtained by setting $n = 0$ in Eq. (6). Based on this, we suggest a time-evolution calculational scheme starting from the linear problem with the harmonic potential alone while the nonlinearity and any additional potential (such as the optical-lattice potential) are slowly introduced during time evolution. This results in a stable numerical scheme for the dark soliton as during time evolution the system always passes through successive stationary eigenstates of the nonlinear GP equation until the desired dark soliton is obtained also as a stationary eigenstate of the final GP equation. The present approach is equally applicable to both repulsive and attractive interactions in one and three dimensions and eliminates the so called dynamical instability of the dark soliton in the presence of a trap and yields a robust dark soliton. Finally, the dark soliton being an excited state is thermodynamically unstable. It is also unstable due to quantum fluctuations [20]. However, these instabilities are not manifested in the mean-field model. The present scheme has recently been used successfully to simulate the stable dark solitons of a degenerate boson-fermion mixture [21].

Acknowledgments

We thank Dr. P. G. Kevrekidis, Dr. V. V. Konotop and Dr. N. P. Proukakis for helpful e-mails. The work was supported in part by the CNPq of Brazil.

-
- [1] Y. S. Kivshar, G. P. Agrawal, *Optical Solitons - From Fibers to Photonic Crystals* (Academic Press, San Diego, 2003).
 - [2] J. Denschlag, et al., *Science* **287**, 97 (2000); S. Burger, et al., *Phys. Rev. Lett.* **83**, 5198 (1999).
 - [3] B. P. Anderson, et al., *Phys. Rev. Lett.* **86**, 2926 (2001).
 - [4] K. E. Strecker, et al., *Nature (London)* **417**, 150 (2002); L. Khaykovich, et al., *Science* **296**, 1290 (2002).
 - [5] V. M. Pérez-García, H. Michinel, H. Herrero, *Phys. Rev. A* **57**, 3837 (1998); S. K. Adhikari, *New J. Phys.* **5**, 137 (2003).
 - [6] S. A. Morgan, R. J. Ballagh, K. Burnett, *Phys. Rev. A* **55**, 4338 (1997).
 - [7] A. E. Muryshev, H. B. van Linden van den Heuvell, G. V. Shlyapnikov, *Phys. Rev. A* **60**, R2665 (1999).
 - [8] T. Busch, J. R. Anglin, *Phys. Rev. Lett.* **84**, 2298 (2000).
 - [9] D. J. Frantzeskakis, et al., *Phys. Rev. A* **66**, 053608 (2002); J. Dziarmaga, K. Sacha, *Phys. Rev. A* **66**, 043620 (2002); J. Dziarmaga, Z. P. Karkuszewski, K. Sacha, *J. Phys. B* **36**, 1217 (2003).
 - [10] F. Dalfovo, S. Giorgini, L. P. Pitaevskii, S. Stringari, *Rev. Mod. Phys.* **71**, 463 (1999).
 - [11] P. G. Drazin, R. S. Johnson, *Solitons: An Introduction*, Cambridge University Press, Cambridge, 1989.
 - [12] R. D'Agosta, B. A. Malomed, C. Presilla, *Phys. Lett. A* **275**, 424 (2000).
 - [13] P. G. Kevrekidis, et al., *Phys. Rev. A* **68**, 035602 (2003).
 - [14] P. J. Y. Louis, E. A. Ostrovskaya, Y. S. Kivshar, *J. Opt. B* **6**, S309 (2004); V. A. Brazhnyi, V. V. Konotop, *Phys. Rev. A* **68**, 043613 (2003).
 - [15] N. G. Parker, et al., *J. Phys. B* **37**, S175 (2004); N. P. Proukakis, N. G. Parker, D. J. Frantzeskakis, C. S. Adams, *J. Opt. B* **6**, S380 (2004).
 - [16] S. K. Adhikari, P. Muruganandam, *J. Phys. B* **35**, 2831

- (2002); P. Muruganandam, S. K. Adhikari, J. Phys. B **36**, 2501 (2003).
- [17] F. S. Cataliotti, et al., Science **293**, 843 (2001); O. Morsch, et al., Phys. Rev. Lett. **87**, 140402 (2001).
- [18] Private communication from Dr. P. G. Kevrekidis. Dr. Kevrekidis informed that in Ref. [13] there is a misprint in the optical-lattice potential where \cos^2 should be \sin^2 . He also informed that in Fig. 5 of Ref. [13] the normalization is arbitrary.
- [19] S. K. Adhikari, Phys. Rev. A **72**, 013619 (2005).
- [20] J. Dziarmaga, Phys. Rev A **70**, 063616 (2004).
- [21] S. K. Adhikari, J. Phys. B **38**, 3607 (2005).