

Entropy production in the majority-vote model

Leonardo Crochik and Tânia Tomé

*Instituto de Física, Universidade de São Paulo, Caixa Postal 66318
05315-970 São Paulo, São Paulo, Brazil*

(Dated: April 12, 2018)

We analyzed the entropy production in the majority-vote model by using a mean-field approximation and Monte Carlo simulations. The dynamical rules of the model do not obey detailed balance so that entropy is continuously being produced. This nonequilibrium stochastic model is known to have a critical behavior belonging to the universality class of the equilibrium Ising model. We show that the entropy production also exhibits a singularity at the critical point similar to the one occurring in the entropy, or the energy, of the equilibrium Ising model.

PACS numbers: 05.70.Ln, 05.50.+q, 02.50.Ga

I. INTRODUCTION

Irreversible systems in the stationary state are in a process of continuous production of entropy. In systems, like the one studied here, governed by a master equation, that is, defined by a continuous time Markov process, the irreversibility is characterized by the lack of detailed balance. When a system governed by a Markov process is reversible, that is, when the dynamic rules are such that detailed balance is obeyed, the production of entropy vanishes at the equilibrium state. This is indeed the case of the Glauber model and any other dynamics used to simulate the equilibrium Ising model. The production of entropy is then a signature of irreversibility.

The rate of change of the entropy S of a system can be properly decomposed into two contributions [1]

$$\frac{dS}{dt} = \Pi - \Phi, \quad (1)$$

where Π is the entropy production due to irreversible processes occurring inside the system and Φ is the entropy flux from the system to the environment. The quantity Π is positive definite whereas Φ can have either sign. In the stationary state the entropy S of the system remains constant so that $\Phi = \Pi$. Notice that the quantity Φ is defined here as the flux from inside to outside the system. So that, it will be positive in the stationary state.

In this work we study the steady state production of entropy in a nonequilibrium lattice model, namely, the majority-vote model [2, 3, 4]. This is a polling model in which individuals in a community take the opinion of their neighbors with a certain probability p and the opposite opinion with probability $q = 1 - p$. In two or more dimensions, this model displays a continuous phase transition described by the same critical exponents as the equilibrium Ising model [4]. This is in agreement with the conjecture by Grinstein et al. [5] according to which nonequilibrium stochastic systems with up-down symmetry fall in the universality class of the equilibrium Ising model.

The flux of entropy is determined by means of an expression which is the average of a function of the rates of transition from one state to another and its reverse

[6, 7, 8, 9, 18]. As the entropy production equals the entropy flux in the stationary state, the former can be determined from the expression for the latter. We use mean-field and Monte Carlo simulations to calculate the entropy flux. In the stationary regime, and at the critical point, the entropy flux, or equivalently, the entropy production, displays a singularity which we assume to be the same singularity occurring in the entropy of the equilibrium Ising model.

II. ENTROPY PRODUCTION

Let us consider a system described by a continuous Markov process with stochastic variables defined over the sites of a regular lattice. A configuration of the system is denoted by $\sigma = (\sigma_1, \sigma_2, \dots, \sigma_N)$ where N is the number of sites of the lattice and $\sigma_i = \pm 1$ is the spin variable associated to site i . We will be concerned only with one spin flip dynamics, defined by a transition rate $w_i(\sigma)$ in which the spin variable σ_i changes its sign. The time evolution of the probability $P(\sigma, t)$ is governed by the master equation,

$$\frac{d}{dt}P(\sigma, t) = \sum_i \{w_i(\sigma^i)P(\sigma^i, t) - w_i(\sigma)P(\sigma, t)\}, \quad (2)$$

where $\sigma^i = (\sigma_1, \sigma_2, \dots, -\sigma_i, \dots, \sigma_N)$.

The Gibbs entropy $S(t)$ of the system at time t is defined by

$$S(t) = - \sum_{\sigma} P(\sigma, t) \ln P(\sigma, t). \quad (3)$$

Using the master equation (2), its time derivative can be written as

$$\begin{aligned} \frac{d}{dt}S(t) &= \frac{1}{2} \sum_{\sigma} \sum_i \ln \frac{P(\sigma^i, t)}{P(\sigma, t)} \times \\ &\times \{w_i(\sigma^i)P(\sigma^i, t) - w_i(\sigma)P(\sigma, t)\}. \end{aligned} \quad (4)$$

In agreement with Eq. (1), the right-hand side of this expression should be decomposed into two terms, the entropy production Π and the entropy flux Φ . These two

quantities have the following expressions [6, 7, 8, 9]

$$\Pi = \frac{1}{2} \sum_{\sigma} \sum_i \ln \frac{w_i(\sigma^i)P(\sigma^i, t)}{w_i(\sigma)P(\sigma, t)} \times \{w_i(\sigma^i)P(\sigma^i, t) - w_i(\sigma)P(\sigma, t)\}, \quad (5)$$

and

$$\Phi = \sum_{\sigma} \sum_i w_i(\sigma)P(\sigma, t) \ln \frac{w_i(\sigma)}{w_i(\sigma^i)}. \quad (6)$$

The right-hand side of Eq. (5) is always positive as can be easily proved, and the right-hand side of Eq. (6) can be written as the average over the stationary probability distribution, that is,

$$\Phi = \sum_i \langle w_i(\sigma) \ln \frac{w_i(\sigma)}{w_i(\sigma^i)} \rangle. \quad (7)$$

This is a particularly useful equation because it can be employed to estimate Φ from a Monte Carlo simulation. As it is well known only quantities that can be written as averages can be determined numerically in a Monte Carlo simulation. In this sense it is not possible to determine S given by Eq. (3) nor Π , given by Eq. (5), but it is actually possible to determine Φ from Eq. (6). We remark finally that in the steady state $\Pi = \Phi$ so that it is possible to determine the entropy production in this regime by a Monte Carlo simulation.

III. MAJORITY-VOTE MODEL

The majority-vote model is a one-spin flip stochastic dynamics defined by the following transition rate

$$w_i(\sigma) = \frac{1}{2} \{1 - \gamma \sigma_i \mathcal{F}(\sum_{\delta} \sigma_{i+\delta})\}, \quad (8)$$

where $\mathcal{F}(x)$ is a function that equals -1 , 0 or $+1$ according to whether $x < 0$, $x = 0$ or $x > 0$, and the summation is over the nearest neighbor sites of site i . Notice that the transition rate $w_i(\sigma)$ has the up-down symmetry, that is, it is invariant under the sign change of all spin variables σ_i . At each time interval, a site i is chosen at random. If the majority of the neighbors are in state $+1(-1)$ then the site takes the value $+1(-1)$ with probability p and the opposite sign with probability $q = 1 - p$ where $p = (1 + \gamma)/2$. We will restrict ourselves to the case $0 \leq q \leq 1/2$ so that $1 \geq \gamma \geq 0$. The model can also be interpreted as an Ising system in contact with two heat reservoir at temperatures 0^+ and 0^- . Putting it in a different way, one reservoir always provides energy and the other takes it away. Spin systems in contact with two heat baths at different temperatures [10, 11, 12, 13, 14, 15, 16, 17, 18] are perhaps the simplest

models with nonequilibrium steady states exhibiting dynamic phase transitions.

In the stationary regime, the present model displays a continuous phase transition from an ordered (ferromagnetic) state to a disordered (paramagnetic) state. On a square lattice it is found by numerical simulation that the critical point occurs at $q_c = 0.075(1)$ [4]. The ordered state occurs when $0 \leq q < q_c$ and the disordered state when $q_c < q \leq 1/2$. For $0 < q < 1/2$, this model does not obey detailed balance and we expect a strictly positive entropy production. When $q = 1/2$ the system is completely disordered and corresponds to a reversible system so that the entropy production vanishes in this case. The critical behavior [4] puts this model in the same universality class as the equilibrium Ising model. This result comes from the conjecture by Grinstein et al. [5] which states that models with stochastic evolution rules with up-down symmetry belongs to the Ising universality class.

From the transition rate $w_i(\sigma)$ given by Eq. (8) it is straightforward to show that

$$B_i(\sigma) = \ln \frac{w_i(\sigma)}{w_i(\sigma^i)} = \left(\ln \frac{q}{p} \right) \sigma_i \mathcal{F}(\sum_{\delta} \sigma_{i+\delta}). \quad (9)$$

Therefore, the entropy flux per site $\phi = \Phi/N$ for the majority-vote model can be determined as the average

$$\phi = \langle B_i(\sigma) w_i(\sigma) \rangle. \quad (10)$$

Notice that for a square lattice the function $\mathcal{F}(x)$ reads

$$\mathcal{F}(\sigma_1 + \sigma_2 + \sigma_3 + \sigma_4) = \frac{1}{8} (\sigma_1 + \sigma_2 + \sigma_3 + \sigma_4) (3 - \sigma_1 \sigma_2 \sigma_3 \sigma_4). \quad (11)$$

IV. MEAN-FIELD RESULTS

From the master equation we get the following equations for the time evolution of the magnetization $\langle \sigma_i \rangle$

$$\frac{d}{dt} \langle \sigma_i \rangle = -2 \langle \sigma_i w_i(\sigma) \rangle. \quad (12)$$

In the first order dynamic mean-field approximation, or simple mean-field approximation, the correlations are neglected and we need only this equation. We apply the approximation to the case of a regular lattice of coordination four. In the stationary state, the magnetization $m = \langle \sigma_i \rangle$ is given by the equation

$$m = \frac{\gamma}{2} m (3 - m^2). \quad (13)$$

Using this approximation, we derive the following expression for the entropy flux

$$\phi = \left(\ln \frac{q}{p} \right) \left\{ \frac{1}{4} (3m^2 - m^4) - \frac{\gamma}{16} (5 + 6m^2 - 3m^4) \right\}. \quad (14)$$

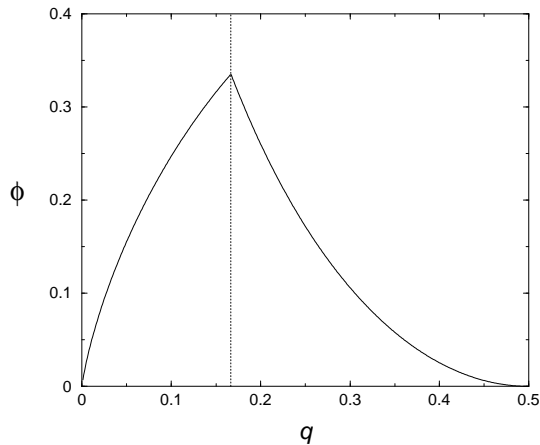


FIG. 1: Entropy flux ϕ for the majority-vote model in the simple mean-field approximation as a function of the external parameter q . The dotted line indicates the position of the critical point occurring at $q_c = 1/6$.

The paramagnetic solution, $m = 0$, gives the following expression for the entropy flux in the paramagnetic phase

$$\phi = \frac{5}{16}(1-2q) \ln \frac{1-q}{q}. \quad (15)$$

The ferromagnetic solution is given by the expression

$$m = \sqrt{\frac{1-6q}{1-2q}}, \quad (16)$$

which is valid for $q < q_c = 1/6$. From this result it follows that the entropy flux in the ferromagnetic state is

$$\phi = \frac{q(1-q)}{1-2q} \ln \frac{1-q}{q}. \quad (17)$$

The stationary entropy flux, or equivalently the entropy production, is a continuous function of the parameter q as shown in Fig. 1. At the critical point it presents a singularity represented in this mean-field approximation by a discontinuity in the first derivative.

V. NUMERICAL SIMULATIONS

We have simulated the majority-vote model on a square lattice with periodic boundary conditions for different values of the size $N = L \times L$ of the system. The simulation was performed as follows. At each time step a site is chosen at random. It takes the value of the majority sign of its neighbors with probability $p = 1 - q$ and the opposite sign with probability q in accordance with the prescription given by Eq. (8). After discarding the first Monte Carlo steps the stationary properties are calculated. We used from 10^6 to 10^7 Monte Carlo steps to calculate the averages such as the flux ϕ given by Eq. (10). The magnetization and other quantities

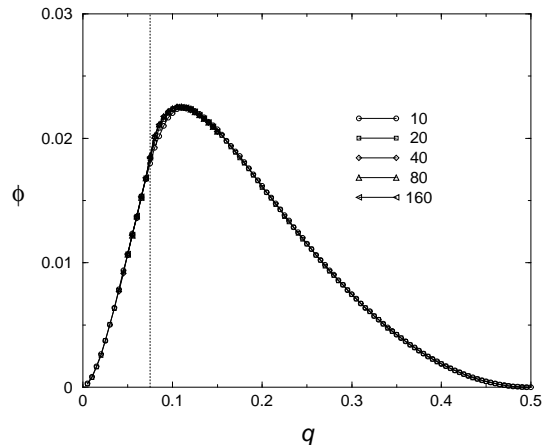


FIG. 2: Stationary entropy flux ϕ for the majority vote model by Monte Carlo simulation as a function of the external parameter q for various values of the system size L . The dotted line indicates the position of the critical point occurring at $q_c = 0.075$.

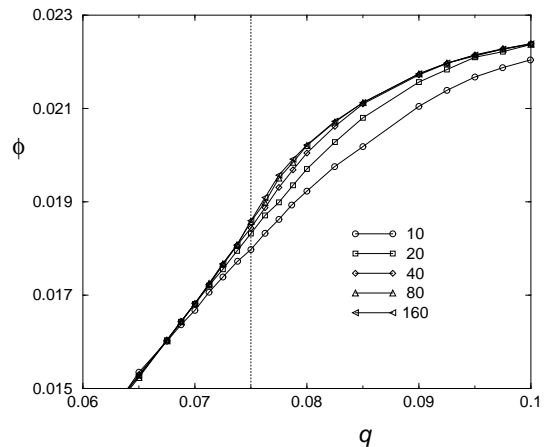


FIG. 3: Enlargement of Fig. 2 around the critical point.

such as the susceptibility have already been determined by Monte Carlo simulations [4] and will not concern us here. It is found that a continuous phase transition takes place at $q_c = 0.075(1)$ and that the critical exponents are the same as those of the two-dimensional Ising model [4].

In Fig. 2 we show the numerical results for the entropy flux ϕ for several values of the size of the system L . The entropy flux is finite and continuous. It has a maximum and vanishes when $q \rightarrow 1/2$ and when $q \rightarrow 0$ as expected since in these two limits the system reaches an equilibrium stationary state. When $q \rightarrow 1/2$ we found numerically that the flux vanishes according to

$$\phi = b\left(\frac{1}{2} - q\right)^2, \quad (18)$$

with $b = 0.190(3)$ and when $q \rightarrow 0$, it vanishes according

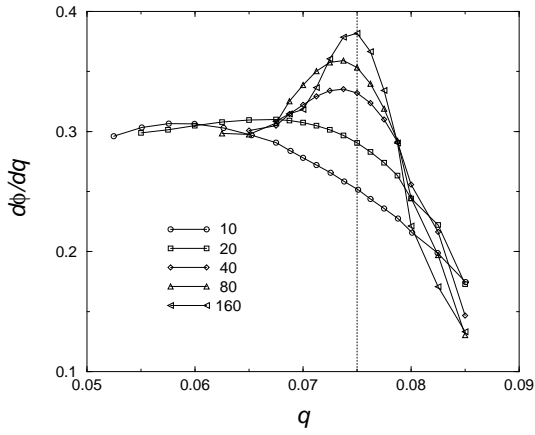


FIG. 4: Derivative $d\phi/dq$ of the entropy flux ϕ with respect to the external parameter q for several values of the system size L . The dotted line indicates the position of the critical point occurring at $q_c = 0.075$.

to

$$\phi = aq^2 \ln \frac{1-q}{q}, \quad (19)$$

with $a = 1.83(5)$.

We remark that the critical point does not correspond to the maximum of ϕ . Actually, it corresponds to the point of inflexion occurring just before the maximum as can be seen in Fig. 3. At the critical point the flux is finite but has a singularity which we assume to be the same type as that of the energy or the entropy of the equilibrium Ising model, namely, of the form

$$\phi = \phi_c + A_{\pm}|q - q_c|^{1-\alpha}, \quad (20)$$

where ϕ_c is the value of the entropy flux at the critical point. The amplitudes A_+ and A_- correspond to the regimes below ($q < q_c$) and above ($q > q_c$) the critical point.

The energy of the equilibrium Ising model is related to the short range correlations of the even type. From Eqs. (9) and (10) and the result given by Eq. (11) we see that the entropy flux is also related to the short range correlations of the even type: $\langle \sigma_i \sigma_j \rangle$ and $\langle \sigma_i \sigma_j \sigma_k \sigma_\ell \rangle$ where i, j, k and ℓ are nearest and next-nearest neighbor sites. We expect, therefore, that the critical behavior of the entropy flux of nonequilibrium models with up-down symmetry and the critical behavior of energy of the equilibrium Ising model are described by the same critical exponent.

To determine the critical behavior it is convenient to study the derivative of the entropy flux with respect to the external parameter q which, as follows from Eq. (20), behaves as

$$\frac{d\phi}{dq} \sim |q - q_c|^{-\alpha}. \quad (21)$$

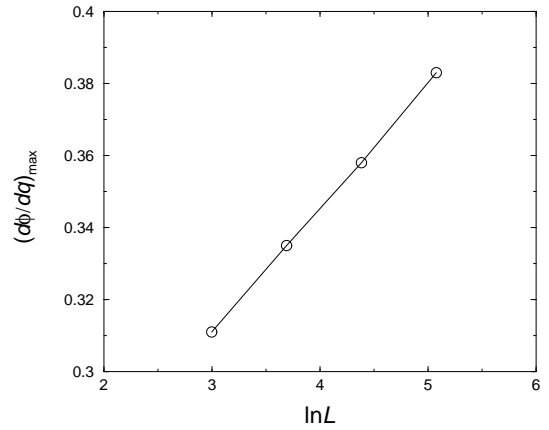


FIG. 5: Maximum of the derivative $d\phi/dq$ of the entropy flux ϕ with respect to the external parameter q as a function of the logarithm of the system size L .

The exponent α is the same exponent related to the specific heat of the equilibrium Ising model. Since, for the square lattice, the singularity is of the logarithm ($\alpha = 0$) type then we assume that for the present two-dimensional majority-vote model

$$\frac{d\phi}{dq} \sim |\ln |q - q_c||. \quad (22)$$

To test the assumption given by Eq. (22) we have numerically determined $d\phi/dq$ for several lattice sizes L as shown in Fig. 4. Using a finite-size scaling theory [19], then this quantity as a function of L should diverges as $\ln L$ at the critical point and a similar behavior at the maximum, that is,

$$\left(\frac{d\phi}{dq} \right)_{\max} \sim \ln L. \quad (23)$$

From Fig. 5 we see that this behavior is indeed followed when $L \geq 20$.

VI. CONCLUSION

We have determined by mean-field approximation and by Monte Carlo simulations the stationary entropy production of a nonequilibrium model with up-down symmetry, namely, the majority-vote model. The calculation of this quantity by means of Monte Carlo simulations was possible because it equals the entropy flux, in the stationary state, and so this quantity can be written as an average over a stationary probability distribution. The mean-field analysis as well as the Monte Carlo simulations show that the stationary entropy production is positive for nonequilibrium situation, it vanishes when the system attains an equilibrium stationary state, and exhibits a singularity at the critical point. The mean-field results gives a singularity represented by a discontinuous

first derivative as usually happens in mean-field calculations of the energy as a function of temperature in equilibrium spin models. The Monte Carlo data, analyzed by a finite-size scaling theory, have shown that the stationary entropy production has the same singular behavior at the critical point as the energy of the equilibrium Ising model. In the present case, namely, the model defined on a square lattice, the singularity of the derivative of the entropy production is characterized by a logarithmic

divergence.

Acknowledgment

T. T. and L. C. acknowledge financial support from CNPq and FAPESP, respectively.

-
- [1] G. Nicolis and I. Prigogine, *Self-Organization in Nonequilibrium Systems* (Wiley, New York, 1977).
 - [2] T. M. Liggett, *Interacting Particle Systems* (Springer-Verlag, New York, 1985).
 - [3] L. Gray, in *Particle Systems, Random Media and Large Deviations* edited by R. Durrett (American Mathematical Society, Providence, Rhode Island, 1985), p. 149.
 - [4] M. J. de Oliveira, J. Stat. Phys. **66**, 273 (1992).
 - [5] G. Grinstein, C. Jayaprakash, and Yu He, Phys. Rev. Lett. **55**, 2527 (1985).
 - [6] C. Maes, J. Stat. Phys. **95**, 367 (1999).
 - [7] J. L. Lebowitz and H. Spohn, J. Stat. Phys. **95**, 333 (1999).
 - [8] C. Maes, F. Redig, and A. Van Moffaert, J. Math. Phys. **41**, 1528 (2000).
 - [9] C. Maes and K. Netočný J. Stat. Phys. **11**, 269 (2003).
 - [10] A. DeMasi, P. A. Ferrari, and J. L. Lebowitz, Phys. Rev. Lett. **55**, 1947 (1985).
 - [11] R. Dickman, Phys. Lett. A **122**, 463 (1987).
 - [12] P. L. Garrido, A. Labarta, and J. Marro, J. Stat. Phys. **49**, 551 (1987).
 - [13] M. C. Marques, J. Phys. A **22**, 4493 (1989).
 - [14] T. Tomé and M. J. de Oliveira, Phys. Rev. A **40**, 6643 (1989).
 - [15] T. Tomé, M. J. de Oliveira, and M. A. Santos, J. Phys. A **24**, 3677 (1991).
 - [16] Z. Rácz and R. K. P. Zia, Phys. Rev. E **49**, 139 (1994).
 - [17] W. Figueiredo and B. C. S. Grandi, Braz. J. Phys. **30**, 58 (2000).
 - [18] V. Lecomte, Z. Rácz, and F. van Wijland, J. Stat. Mech. (2005) P02008.
 - [19] A. E. Ferdinand and M. E. Fisher, Phys. Rev. **185**, 832 (1969).