

Fast Fourier Transform Simulation Techniques for Coulomb Gases

A. Duncan,¹ R.D. Sedgewick,^{2,*} and R.D. Coalson²

¹*Department of Physics and Astronomy
University of Pittsburgh, Pittsburgh, PA 15260*

²*Department of Chemistry
University of Pittsburgh, Pittsburgh, PA 15260*

An improved approach to updating the electric field in simulations of Coulomb gases using the local lattice technique introduced by Maggs and Rossetto [1], is described and tested. Using the Fast Fourier Transform (FFT) an independent configuration of electric fields subject to Gauss' law constraint can be generated in a single update step. This FFT based method is shown to outperform previous approaches to updating the electric field in the simulation of a basic test problem in electrostatics of strongly correlated systems.

I. INTRODUCTION

Electrostatic forces play a major role in intra- and inter-molecular interactions. In particular, in locally charged systems, strong Coulomb interactions between charged particles often dominate structural and dynamical properties [2]. This situation occurs frequently in biological systems, where both protein [3, 4] and DNA macromolecules [5] typically undergo H⁺ dissociation or association, thereby generating a charged macroion with counterions in solution. In addition, aqueous solutions often contain dissolved salts, thus introducing more mobile ions into the system. The thermally averaged interaction force (which integrates to give the "potential of mean force" (PMF) [6, 7]) between two macroions depends strongly on electrostatic forces that are supplied by the mobile ions in the surrounding solution. Calculation of the PMF, or, equivalently, electrostatic free energy of interaction between two macroions, is critical to understanding their equilibrium (and, ultimately, dynamical) properties. For example, the electrostatic PMF determines the binding equilibrium constant for the macroion pair [8]. Similar remarks hold for synthetic macroions, for example, charged colloid particles, whose self-assembly properties, phase diagrams, etc., are determined by precisely the same type of considerations [9, 10]. Dynamical properties, such as rate constants for transitions between stable states [7] and ion currents through channel proteins [11], are heavily influenced by the energy landscape determined from equilibrium free energy considerations.

The difficulty of implementing such long range ("non-local") forces in realistic numerical simulations is well known: each charged particle "feels" the effect of all the others, so that naive algorithms typically scale with the square of the system volume V , while more sophisticated algorithms (Ewald summation, Fourier techniques [12, 13, 14]) with better scaling properties nevertheless prove far from efficient in computing the electrostatic en-

ergy for large systems. Recently, a local formulation of the Coulomb gas problem (first introduced by Maggs and collaborators [1] has offered a possible exit from this impasse. At the cost of including an unphysical transverse (or "curl") part in the electric field, the effects of which on the charged particle dynamics can be shown to decouple on average over a suitably long Monte Carlo simulation of the system, the Hamiltonian of the system can be recast in a completely local form, so that the computational cost of a system update becomes of the order of the system volume V (rather than V^2 , as above). This method, together with several improvements designed to improve the mobility of the charged particles in the simulations, have been the subject of a number of recent publications [1, 15, 16, 17].

The local Coulomb gas formalism is based on the partition function of a system consisting of N charges (mobile or fixed) e_i at locations \vec{r}_i , thereby producing a charge density

$$\rho(\vec{r}) = \sum_i e_i \delta(\vec{r} - \vec{r}_i) \quad (1)$$

Accordingly, the canonical partition function for the system at inverse temperature β becomes

$$Z = \int \prod_{i=1}^N d\vec{r}_i \mathcal{D}\vec{E}(\vec{r}) \prod_{\vec{r}} \delta(\vec{\nabla} \cdot \vec{E} - \frac{4\pi}{\epsilon} \rho(\vec{r})) e^{-\frac{\beta\epsilon}{8\pi} \int d\vec{r} \vec{E}^2(\vec{r})} \quad (2)$$

where ϵ is the dielectric constant of the medium in which the charges move (assumed spatially uniform throughout this paper). The essential point is that the transverse, or curl, part of the electric field variable decouples from the charged particle dynamics via the Helmholtz decomposition

$$\vec{E} = \vec{\nabla}\phi + \vec{\nabla} \times \vec{A} \quad (3)$$

$$\int d\vec{r} \vec{E}^2 = \int d\vec{r} |\vec{\nabla}\phi|^2 + \int d\vec{r} |\vec{\nabla} \times \vec{A}|^2 \quad (4)$$

As only the gradient part of the electric field appears in the Gauss' Law constraint in (2), the curl part clearly decouples from the particle positions. However, the simulation of the integral in (2) involves charged particle

*Current address: Department of Biological Sciences
Carnegie Mellon University
Pittsburgh, PA 15213

moves that are only sensitive to the local value of the electric field, provided that the local field is modified to maintain Gauss' Law at all times. Practically, the simulations are most readily performed on spatial lattices, with the particle charges associated with lattice sites, and the electric fields with links connecting nearest neighbors on the lattice. For a complete description of the algorithm, the reader is referred to Ref. [1].

II. PREVIOUS WORK

Before discussing our FFT based approach to updating the electric field in a local Coulomb gas simulation, we briefly review some of the field update methods that have been used in previous applications of the local lattice method of Maggs et al [1, 15, 16].

The implementation of the method is most simply seen on a square lattice with dimensionless variables. We therefore scale the electric field by a factor of $\epsilon a^2/4\pi e$ and the inverse temperature by a factor of $4\pi e^2/\epsilon a$, where ϵ is the dielectric constant of the system and a is the lattice spacing.

Any field update method must conserve Gauss' law at every step of the simulation. The simplest methods for updating the electric field are based on shifting the four link fields of a plaquette by the same amount α . Such a shift maintains the Gauss' law constraint. One possibility is to use a Metropolis procedure to pick α , but it is more efficient to use a heat-bath method. Considering one plaquette and labeling its links 1 through 4, the portion of the Hamiltonian that depends on these links (written using dimensionless variables) is given by

$$H_p = \frac{1}{2} \sum_{i=1}^4 (E_i + \alpha)^2 \quad (5)$$

where E_i is the electric field on the i th link in the direction obtained by going around the plaquette clockwise. This can be rewritten as

$$H_p = \frac{1}{2} (\alpha - \sum_i E_i)^2 \quad (6)$$

where we have dropped terms with no α dependence. Therefore α can be generated with the canonical distribution by setting it to $x/\sqrt{\hat{\beta}} - \sum_i E_i$ where x is a Gaussian-distributed variable with zero mean and standard deviation one and $\hat{\beta}$ is the dimensionless inverse temperature. Updating the plaquettes using this procedure will be referred to in this paper as the local heat bath method, as the change in each plaquette is affected only by the immediate local neighborhood of that plaquette. Of the three methods compared in this paper, the local heat bath is the simplest to implement but also the "most local," and can be expected to yield the longest autocorrelation times.

Level, Alet, Rottler and Maggs [16] recently introduced a cluster move to update the electric fields more efficiently based on a worm algorithm developed by Alet and Sørensen [18]. The method introduces a pair of positive and negatively charged particles on a randomly chosen site of the lattice. One of the particles then moves about the lattice in a biased random walk, as described in Ref. [18]. This pseudo-particle moves through the lattice (modifying appropriately the electric field to preserve Gauss' law), eventually returning to its partner where the two annihilate each other. A loop of links with modified electric fields is left behind along the path taken by the mobile particle. This change of the electric fields along this loop is then accepted or rejected depending on the fields entering the initial site. Empirically these loop changes are accepted with high probability. The charge of the virtual pair is randomly chosen with a uniform distribution in the interval $(-e_m, e_m)$, where e_m is a free parameter which is chosen to maximize efficiency.

The worm method is clearly more "global" than the local heat bath method described above—typically the number of links modified is of order the lattice volume—and we may expect autocorrelation times that are shorter than those obtained with plaquette updates. Nevertheless, field configurations that differ by a single worm update are still substantially correlated with each other. Next, we show that a global regeneration of the electric field is possible, using FFT techniques, which is computationally more efficient than the worm method on reasonably large lattices, and produces a completely decorrelated electric field after a single update step.

III. FAST FOURIER DECORRELATION METHOD

In this section we describe in some detail a FFT-based approach to updating the electric field in local Coulomb gas simulations that is computationally of order $V \log V$, and produces a globally decorrelated transverse field at each update. It is similar to methods used to study electromagnetic splittings in lattice quantum chromodynamics in Ref. [19]. The method does not have any free parameters, obviating the need to optimize simulation parameters, and, as we shall see below in some sample computations, is computationally more efficient (in the sense of computational effort per autocorrelation time of physically interesting observables) than the other updating schemes described previously.

Once again, consider a lattice Coulomb gas with charge density ρ_n and electric field link variables $E_{n\mu}$ (where n denotes lattice sites and $\mu = 1, 2, 3$ spatial direction). The partition function takes the form, for fixed charge particle locations (i.e. fixed ρ),

$$Z = \int dE_{n\mu} \delta(\bar{\Delta}_\mu E_{n\mu} - \rho_n) e^{-\frac{\hat{\beta}}{2} \sum_{n\mu} E_{n\mu}^2}, \quad (7)$$

where $\bar{\Delta}$ (resp. Δ) denote left (resp. right) lattice deriva-

tives here and below. We wish to develop an efficient procedure for traversing the space of electric field configurations $\{E_{n\mu}\}$ consistent with the Gauss' Law constraint. A perfect decorrelation can be achieved if the new field has a transverse ("curl") part completely decorrelated with the previous transverse field: on the other hand, the longitudinal ("gradient") part of the field is fixed by the Gauss' Law constraint and must be preserved by the update procedure. To accomplish this we must (a) extract the longitudinal part, and (b) generate a new, and completely independent transverse part of the field.

We shall work on a $LxLxL$ lattice (volume $V = L^3$) with Fourier transform fields defined as follows

$$\rho_n = \frac{1}{V} \sum_k e^{ik \cdot n} \rho(k) \quad (8)$$

$$E_{n\mu} = \frac{1}{V} \sum_k e^{ik \cdot n} E_\mu(k) \quad (9)$$

Note that we distinguish lattice coordinate space fields from their momentum space transforms by using subscripts for the former and function notation for the latter. Up to constant field configurations (which are separately simulated as explained in Ref. [1]), an arbitrary lattice vector field $E_{n\mu}$ may be decomposed

$$E_{n\mu} = E_{n\mu}^{\parallel} + E_{n\mu}^{\text{tr}} \quad (10)$$

$$\bar{\Delta}_\mu E_{n\mu}^{\parallel} = \rho_n \quad (11)$$

$$E_{n\mu}^{\text{tr}} = \epsilon_{\mu\nu\rho} \bar{\Delta}_\nu A_{n\rho} \quad (12)$$

where $A_{n\rho}$ is a transverse lattice vector field satisfying $\bar{\Delta}_\rho A_{n\rho} = 0$ (as we see from Eq. 12, the gradient part of $A_{n\rho}$ is absent from E^{tr}). Consequently, the Fourier transform of $A_{n\rho}$, defined through

$$A_{n\rho} = \frac{1}{V} \sum_k e^{ik \cdot n} A_\rho(k) \quad (13)$$

must satisfy

$$s_\rho^* A_\rho(k) = 0, \quad s_\rho \equiv 1 - e^{-ik_\rho} \quad (14)$$

and can accordingly be written in terms of polarization vectors $\vec{\epsilon}_1, \vec{\epsilon}_2$ as follows

$$A_\rho(k) = a_1(k) \epsilon_{1\rho}(k) + a_2(k) \epsilon_{2\rho}(k) \quad (15)$$

$$\vec{s}^* \cdot \vec{\epsilon}_1 = \vec{s}^* \cdot \vec{\epsilon}_2 = 0 \quad (16)$$

$$\vec{\epsilon}_1 \cdot \vec{\epsilon}_2^* = 0 \quad (17)$$

for a discrete mode k corresponding to a complex Fourier component (i.e. where $k_\mu = 2\pi n_\mu/L$ with not all of n_1, n_2, n_3 equal to 0 or $L/2$). For the real modes the reader may easily verify that analogous formulas hold involving purely real vectors. From the form of the partition function given in Eq. 7 one finds that the Fourier coefficients a_1, a_2 in Eq. 15 are to be generated according to the Gaussian weight

$$Z(a_1, a_2) = e^{-\frac{\beta}{V} \Delta(k) (|a_1|^2 + |a_2|^2)} \quad (18)$$

with $\Delta(k) \equiv 4 \sum_\rho \sin^2(k_\rho)$. Once random polarization vectors $\vec{\epsilon}_1$ and $\vec{\epsilon}_2$ are generated satisfying Equations 16 and 17, then Eq. 15 yields the complete Fourier transform $A_\rho(k)$. An inverse FFT then yields the coordinate space field $A_{n\rho}$, and a lattice curl the desired transverse part of the electric field E^{tr} via Eq. 12.

This heat bath procedure clearly produces a new transverse electric field completely decorrelated from the preceding one. As we wish to update the *total* electric field, we must also calculate the gradient part E^{\parallel} , which can then be added to the new decorrelated transverse field. To do this, we simply note that from Eq. 11 it follows that

$$E_\rho^{\parallel}(k) = s_\rho^*(k) \frac{\rho(k)}{\Delta(k)} \quad (19)$$

where $\rho(k)$ is the Fourier transform of the charge density ρ_n , which is also to be computed by FFT. Thus this algorithm involves (apart from the effort required to generate the Fourier components $A_\rho(k)$ as indicated above) 4 FFT operations to generate a globally decorrelated electric field. As we shall see below, this computational effort compares favorably with competitive methods, such as local heat-bath or worm type update algorithms.

IV. RESULTS

To test our FFT-based method for updating the electric fields, and compare its efficiency with that of the local heat-bath and worm update methods, we simulated the system of charged conducting plates with ions between the plates discussed in Ref. [15]. The basic system consists of a 50x50x50 lattice with periodic boundary conditions in all three dimensions. Positive charges are free to move on two fixed plates separated in the x direction that extend the entire extent of the lattice in the y and z directions, while the region between the plates contains mobile counterions ensuring overall neutrality. As in Ref. [15], the lattice spacing is chosen to be 1 Å, the dielectric constant is 80.0, and the temperature is 300K so that the dimensionless inverse temperature, $\hat{\beta}$, is 87.1. The plates are charged with 34 positively charged univalent ions, which are constrained to stay on the plate. 34 negatively charged divalent ions are placed between the plates, and are excluded from the plane of lattice sites closest to the plates. Every lattice site can be occupied by at most one ion. The ions are moved by the coupled particle-field heat bath method discussed in Ref. [15].

Each Monte Carlo step is composed of $(200 \times \text{number of charges on the plates})$ attempted moves of the positive ions on the plates, $(2000 \times \text{number of ions in solution})$ attempted moves of negative ions in solution, a global update of the total electric field (as described in Ref. [1]), and an update of the electric field using either the local heat bath method, the worm method, or the FFT based method. For the local heat bath method 3×50^3 links are

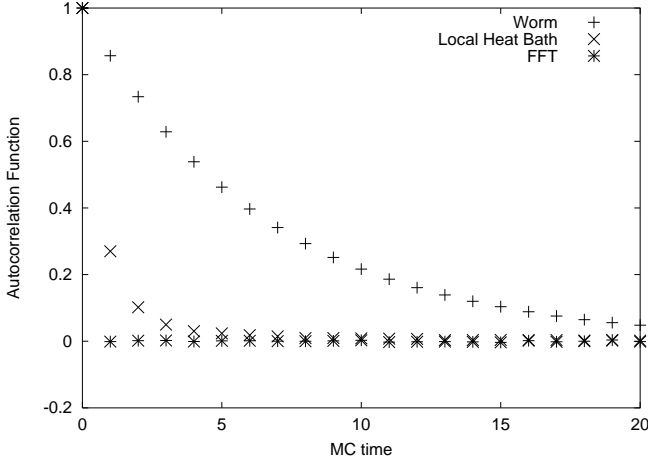


FIG. 1: Autocorrelation function of the electric field in the y direction at the (25,25,25) lattice site from simulations using FFT-based update method, local heat bath update method, and worm update method. After equilibration the particles are frozen in place for these runs.

chosen at random to be updated. For the worm method, 5 worms are created for each Monte Carlo sweep. The maximum ghost charge used in the worm method was set to 0.3, which was determined experimentally to be the value that minimized the autocorrelation times of our observables. For the FFT method the FFTW package [20] was used to perform the FFTs.

On a 2GHz AMD processor it takes 336 seconds to perform 1000 updates of the electric field using the FFT method. It takes 432 seconds to perform 1000 Monte Carlo sweeps using the local heat bath method. It takes 700 seconds to perform 1000 Monte Carlo sweeps using the worm method, where each Monte Carlo sweep corresponds to creating 5 worms. Thus, using these parameters, the FFT-based method is more than a factor of 2 faster than the worm-based method.

To compare the efficiencies of the different methods, we consider the autocorrelation times of various observables. The autocorrelation of an observable A is given by

$$C(t) = \frac{\sum_i (A_i - \bar{A})(A_{i+t} - \bar{A})}{\sum_i (A_i - \bar{A})^2}, \quad (20)$$

where A_i designates the i th measurement of A and \bar{A} is the average value of A . We extract the autocorrelation time of an observable, τ , by integrating the autocorrelation function out to a distance where the measurements are decorrelated ($\tau = \int_{t=0}^{t_{max}} C(t)$ where $C(t_{max}) \approx 0$).

Initially we consider the autocorrelation of the electric field on a single link of the lattice. In order to observe how the electric field decorrelates itself using solely the different field update methods, we fix the location of the ions after the warmup sweeps. We then simulate the electric field using the different field update methods and observe the electric field in the y direction on the (25,25,25) site. The autocorrelation function of this elec-

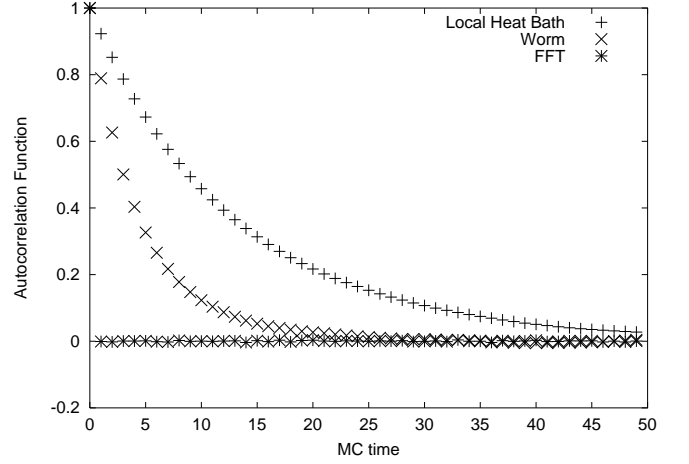


FIG. 2: Autocorrelation function of the (2, 2, 2) component of the Fourier Transform of the electric field in the x direction from simulations using FFT-based update method, local heat bath update method, and worm update method. After equilibration the particles are frozen in place for these runs.

tric field is shown in Fig. 1. We determine the autocorrelation time by integrating the autocorrelation function out to 40. This gives an autocorrelation time of 7.04 for the worm method and an autocorrelation time of 1.61 for the local heat bath method. The FFT based method gives a completely decorrelated set of electric fields, so the electric field under observation is decorrelated after a single Monte Carlo step and the autocorrelation time is 1. The local heat bath method is able to decorrelate this observable rapidly because the observable is so local.

We next consider the autocorrelation function of the (2, 2, 2) component of the Fourier Transform of the electric field in the x direction. Again we fix the location of the ions to concentrate on the efficiency of the field update methods. The autocorrelation functions are shown in Fig. 2. Integrating the autocorrelation function out to 50 gives an autocorrelation time of 13.3 for the local heat bath update method runs and 5.24 for the worm update method runs. The local heat bath method has more difficulties with smaller momentum components of the Fourier-transformed electric field: the (0, 0, 1) component has an autocorrelation time of 123.3 with the local heat bath update, while the autocorrelation time with the worm update is only 3.36. For this observable the large clusters that are updated with the worm method allow it to decorrelate these small-momentum Fourier components more rapidly than the local heat bath method. The FFT based method decorrelates all the Fourier components of the electric field in a single Monte Carlo update step.

We then perform the simulations with the ions allowed to move throughout the simulation and consider

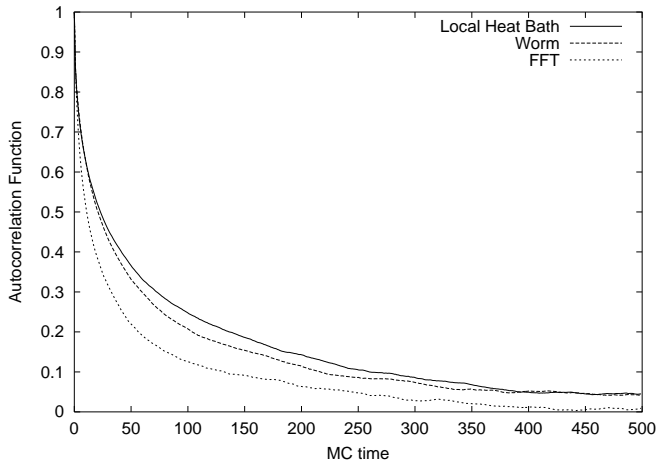


FIG. 3: Autocorrelation function of the particle-particle energy from simulations using FFT based update method, local heat bath update method, and worm update method.

the particle-particle energy given by the expression

$$E_{pp} = \frac{1}{4\pi} \sum_i^{N_{part}} \sum_j^{j < i} \frac{q_i q_j}{r_{ij}}. \quad (21)$$

This is a physically interesting observable that depends only on the locations of the ions and not directly on the electric field. The correlations present in the electric field will affect the correlations of the particle-particle energy. All runs are composed of 5,000 Monte Carlo equilibration steps followed by 400,000 measurement steps. The autocorrelation functions of the particle-particle energy for the different field update methods are shown in Fig. 3. Integrating the autocorrelation function out to

700, we obtain an autocorrelation time of 89.85 for the local heat bath method simulation, 78.10 for the worm update method, and 47.30 for the FFT based update method.

V. CONCLUSIONS

Efficient simulation of physical systems using Monte Carlo simulation depends on Monte Carlo update moves that decorrelate the system rapidly. We have studied the correlations of various observables in simulations of charged particles using the method introduced by Maggs et al., and were able to reduce the autocorrelation time of many observables by introducing a method based on the FFT that produces a completely independent electric field (subject to the Gauss' law constraint) after a single update step. We have shown on a physically realistic system that, although local heat bath methods and worm-based methods are able to decorrelate the electric field well on different length scales, the FFT based method performs better than either of them on all observables studied. Additionally, using our implementations, the FFT method took the least amount of computer time.

Acknowledgments

The work of A. Duncan was supported in part by NSF grant PHY0244599. The work of R.D. Sedgewick and R.D. Coalson was supported by NSF grant CHE0092285. A. Duncan is grateful for the support and hospitality of the Max Planck Institute (Heisenberg Institut für Physik und Astrophysik), where part of this work was performed.

-
- [1] A.C. Maggs and V. Rossetto, Phys. Rev. Lett. **88**, 196402 (2002)
 - [2] J. Israelachvili, *Intermolecular and Surface Forces*, 2nd Ed. (Academic, London, 1992)
 - [3] D. Bashford and M. Karplus, Biochem. **29**, 10219 (1990)
 - [4] D. Bashford and D.A. Case, Biochem. **32**, 8045 (1993)
 - [5] P.G. Arscott, A.-Z. Li, and V.A. Bloomfield, Biopoly. **30**, 619 (1990)
 - [6] D.A. McQuarrie, *Statistical Mechanics* (Harper and Row, New York, 1976)
 - [7] D. Chandler, *Introduction to Modern Statistical Mechanics* (Oxford University Press, New York, 1987)
 - [8] M. Zacharias, B.A. Luty, M.E. Davis, and J.A. McCammon, J. Mol. Biol. **238**, 455 (1994)
 - [9] A.K. Sood, in *Solid State Physics*, edited by H. Ehrenreich and D. Trunbull (Academic, New York, 1991), Vol. 45, p. 1
 - [10] N. Ise and H. Yoshida, Acc. Chem. Res. **29**, 3 (1996)
 - [11] B. Hille, *Ion Channels of Excitable Membranes*. 3rd Ed. (Sinauer Assoc., Sunderland, 2001)
 - [12] J.V.L. Beckers, C.P. Lowe and S.W. de Leeuw, Molecular Simulation **20**, 269 (1988)
 - [13] J.W. Perram, H.G. Petersen and S.W. de Leeuw, Molecular Phys. **65**, 875 (1985)
 - [14] E. Esssmann, L. Perera, M.L. Berkowitz, T. Darden, H. Lee and L.G. Pedersen, J. Chem. Phys. **103**, 8577 (1995)
 - [15] A. Duncan, R.D. Sedgewick, and R.D. Coalson, Phys. Rev. E **71**, 046702 (2005)
 - [16] L. Levrel, F. Alet, J. Rottler, and A.C. Maggs, Statphys22 Proceedings, to be published in PRAMANA [also available at cond-mat/0409350]
 - [17] L. Levrel and A.C. Maggs, cond-mat/0503744 (2005)
 - [18] F. Alet and E. Sørensen, Phys. Rev. E **67**, 015701 (2003)
 - [19] A. Duncan, E. Eichten and H. Thacker, Phys. Rev. Lett. **76**, 3894 (1996)
 - [20] M. Frigo and S.G. Johnson, Proc. of the IEEE **93**, 216-231 (2005)