

Copolymer adsorption kinetics at a selective liquid-liquid interface: Scaling theory and computer experiment

A. Corsi,¹ A. Milchev,^{1,2} V.G. Rostiashvili,¹ and T.A. Vilgis¹

¹*Max - Planck - Institute for Polymer Research - Ackermannweg 10, 55128 Mainz, Germany*

²*Institute for Physical Chemistry, Bulgarian Academy of Sciences, 1113 Sofia, Bulgaria*

(Dated: November 19, 2018)

We consider the adsorption kinetics of a regular block-copolymer of total length N and block size M at a selective liquid-liquid interface in the limit of strong localization. We propose a simple analytic theory based on scaling considerations which describes the relaxation of the initial coil into a flat-shaped layer. The characteristic times for attaining equilibrium values of the gyration radius components perpendicular and parallel to the interface are predicted to scale with chain length N and block length M as $\tau_{\perp} \propto M^{1+2\nu}$ (here $\nu \approx 0.6$ is the Flory exponent) and as $\tau_{\parallel} \propto N^2$, although initially the rate of coil flattening is expected to decrease with block size as $\propto M^{-1}$. Since typically $N \gg M$ for multiblock copolymers, our results suggest that the flattening dynamics proceeds faster perpendicular rather than parallel to the interface. We also demonstrate that these scaling predictions agree well with the results of extensive Monte Carlo simulations of the localization dynamics.

PACS numbers: 36.20.-r, 68.05.-n, 07.05.Tp

The behavior of hydrophobic - polar (HP) copolymers at a selective penetrable interface (the interface which divides two immiscible liquids, like water and oil, each of them being favored by one of the two types of monomers) is of great importance in the chemical physics of polymers. For strongly selective interfaces the hydrophobic and polar blocks of a copolymer chain try to stay on different sides of the interface leading thus to a major reduction of the interfacial tension between the immiscible liquids or melts which has important technological applications, e.g. for compatilizers, thickeners or emulsifiers. Not surprisingly, during the last two decades the problem has gained a lot of attention from experiment [1, 2, 3, 4], theory [5, 6, 7, 8, 9] as well as from computer experiment [10, 11, 12, 13, 14]. While in earlier studies attention has been mostly focused on diblock copolymers [2, 4] due to their relatively simple structure, the scientific interest shifted later to *random* HP-copolymers at penetrable interfaces [6, 7, 8, 9, 14]. Until recently though, the properties of regular multiblock copolymers, especially with emphasis to their *dependence on block length* M , have remained largely unexplored.

In a recent study [15] we showed that the equilibrium properties (structure, diffusion coefficient, etc.) of a regular HP-copolymer at a selective liquid-liquid interface are well described in both regimes of weak and strong localization by a scaling theory in terms of the total copolymer length N and the block size M . In particular, we demonstrated that: (i) the crossover selectivity decreases with growing block length as $\chi_c \sim M^{-(1+\nu)/2}$ and the crossover selectivity to the strong localization regime vanishes as $\chi_{\infty} \sim M^{-1}$, and (ii) the size of the copolymer varies in the weak localization regime as $R_{g\perp} \sim M^{-\nu(1+\nu)/(1-\nu)}$ and $R_{g\parallel} \sim M^{(\nu_2-\nu)(1+\nu)/(1-\nu)}$, and as $R_{g\perp} \sim M^{\nu}$, $R_{g\parallel} \sim M^{-(\nu_2-\nu)}$ in the case of

strong localization (where $\nu_2 = 3/4$ is the Flory exponent in two dimensions). We shall use these results in the present communication in which we suggest a theory of the adsorption kinetics of a regular block copolymer at a liquid-liquid interface based on dynamical scaling arguments. To the best of our knowledge so far there have been no attempts to treat this problem analytically or by means of computer simulation.

In our *dynamical scaling analysis* we consider a coarse-grained model of a multiblock copolymer consisting of N repeat units which is built up from a sequence of H- and P - blocks each of length M . For simplicity one may take the interface with negligible thickness as a flat plane which separates the two selective immiscible solvents. The energy gain of each repeat unit is thus $-\chi$, provided it stays in its preferred solvent, and the system is considered in the *strong localization* limit where $\chi > \chi_{\infty} \propto M^{-1}$ [15, 16]. We neglect the effect of bulk diffusion on adsorption, and place the center of mass of an unperturbed coil at time $t = 0$ at the interface whereby the localization field is switched on. The initial coil will start then relaxing with time into a flat ("pancake") equilibrium configuration in-plane with the interface and the kinetics of relaxation will be determined by the sum of the various forces acting on the copolymer.

In order to estimate the driving force of the flattening process, one may recall [15, 16] that the effective attractive energy ϵ (per diblock) in the strong localization limit is $\epsilon \approx \chi M$. In this case the diblock (i.e. a segment consisting of one H- and one P-block) plays the role of a blob and the overall attractive free energy $F_{\text{attr}} \propto \epsilon N \propto \chi N$ where $N \simeq N/M$ is the total number of blobs. Thus the effective driving force perpendicular to the interface is $f_{\text{attr}}^{\perp} \approx -\chi_{\infty} N/R_{\perp}$ where R_{\perp} denotes the perpendicular component of the radius of gyration. This force is op-

posed by a force of confinement due to the deformation of the self-avoiding chain into a layer of thickness R_\perp . The corresponding free energy of deformation is simply estimated as $F_{\text{conf}} \sim N(b/R_\perp)^{1/\nu}$ where b is the Kuhn segment size [17]. For the respective force then one gets $f_{\text{conf}}^\perp \simeq Nb^{1/\nu}/R_\perp^{1/\nu+1}$.

The equation of motion for R_\perp follows from the condition that the friction force which the chain experiences during the motion in the direction perpendicular to the interface is balanced by the sum of f_{attr}^\perp and f_{conf}^\perp . In the case of Rouse dynamics, each chain segment experiences independent Stokes friction so that the resulting equation of motion has the form

$$\zeta_0 N \frac{dR_\perp}{dt} = -\frac{\chi_\infty N}{R_\perp} + \frac{Nb^{1/\nu}}{R_\perp^{1/\nu+1}}, \quad (1)$$

where ζ_0 is the friction coefficient per segment.

During the flattening process, the chain spreads parallel to the interface due to the excluded volume interaction. Within the Flory mean - field arguments, the corresponding free energy $F_{\text{ev}} \simeq vN^2/(R_\parallel^2 R_\perp)$ where v is the second virial coefficient and R_\parallel is the gyration radius component parallel to the interface. The corresponding driving force is $f_{\text{ev}}^\parallel = vN^2/(R_\parallel^3 R_\perp)$. This term is counterbalanced by the elastic force of chain deformation, i.e. by $f_{\text{def}}^\parallel = -R_\parallel/(bN)$.

Taking into account the balance of forces in the parallel direction, the equation of motion for R_\parallel takes then the following form

$$\zeta_0 N \frac{dR_\parallel}{dt} = \frac{vN^2}{R_\parallel^3 R_\perp} - \frac{R_\parallel}{bN}. \quad (2)$$

Evidently, the excluded volume interactions provide a coupling between the relaxation perpendicular and parallel to the interface. Thus Eqs. (1) and (2) describe the relaxation kinetics of a multiblock copolymer conformation at a selective liquid-liquid interface. One may readily verify that the equilibrium solutions which follow from these equations are

$$R_\perp^{\text{eq}} \simeq bM^\nu, \quad (3)$$

and

$$R_\parallel^{\text{eq}} \simeq (vb)^{1/4} M^{-\nu/4} N^{\nu_2}. \quad (4)$$

This coincides with the equilibrium expressions for R_\perp and R_\parallel derived earlier from purely scaling consideration [15]. The only difference is in the power of the M - dependence in eq.(4) which looks like $M^{-\nu/4}$ instead of $M^{-(\nu_2-\nu)}$ in ref. [15] albeit numerically the values of both exponents coincide: $\nu/4 \simeq (\nu_2 - \nu) \simeq 0.15$.

For the full solution of the equations of motion it is convenient to rescale the variables as $x \equiv R_\perp/(bM^\nu)$, $y \equiv$

$R_\parallel^4 M^\nu/(vbN^3)$ so that eqs.(1) and (2) can be written in the dimensionless form

$$\tau_\perp \frac{dx}{dt} = \frac{1}{x^{1/\nu+1}} - \frac{1}{x} \quad (5)$$

$$\tau_\parallel \frac{dy}{dt} = \frac{1}{x} - y. \quad (6)$$

The characteristic times for relaxation perpendicular and parallel to the interface in eqs. (5)-(6) should then scale as $\tau_\perp \simeq \zeta_0 b^2 M^{1+2\nu}$, and $\tau_\parallel \simeq \zeta_0 b^2 N^2$.

Eq. (5) can be solved exactly:

$$\frac{x^2(t)}{2} \left[1 - F(2\nu, 1; 1 + 2\nu; x^{1/\nu}(t)) \right] - \frac{x^2(0)}{2} \left[1 - F(2\nu, 1; 1 + 2\nu; x^{1/\nu}(0)) \right] = -\frac{t}{\tau_\perp}, \quad (7)$$

where $F(\alpha, \beta; \gamma; z)$ is the hypergeometric function and $x(0) = R_\perp(0)/bM^\nu$ is the initial value. In the *early stage* of relaxation (i.e. at $t \ll \tau_\perp$) one has $x \gg 1$ and the solution, eq.(7), with $R_\perp(0) \simeq bN^\nu$ reduces to

$$R_\perp^2(t) = R_\perp^2(0) - \frac{t}{\zeta_0 M}, \quad (8)$$

so that the perpendicular collapse of the chain should last proportionally to the block length M . In the opposite limit of *late stage* kinetics, $t \approx \tau_\perp$ and $x \geq 1$, that is, close to equilibrium, the relaxation of $R_g(t)$ is essentially exponential with $\tau_\perp \propto M^{2.2}$.

$$\frac{R_\perp(t)}{R_\perp^{\text{eq}}} \simeq 1 + \exp(-t/\tau_\perp). \quad (9)$$

Moreover, as typically $N \gg M$, one expects that $\tau_\parallel \gg \tau_\perp$, i.e. the chain coil collapses first in the perpendicular direction to its equilibrium value and after that slowly extends in the parallel direction. In this case one can use $x(t) \approx x^{\text{eq}} = 1$ in eq.(6) and derive the resulting solution for the parallel component of R_g as

$$y(t) - 1 = [y(0) - 1] \exp(-t/\tau_\parallel), \quad (10)$$

where the initial value $y(0) < 1$. As one may see in Fig. 1, the time evolution of R_\perp and R_\parallel which follows from the solution of the system of differential equations (5) - (6), resembles qualitatively rather well the simulation data even though one should bear in mind that the time axis for the former is in arbitrary units (scaling always holds up to a prefactor) whereas in the simulation time is measured in MC steps (MCS) per monomer (i.e., after all monomers have been allowed to perform a move at random). The relaxation of R_\parallel looks somewhat slower and, as our data for longer chains show, this effect becomes much more pronounced with growing number of blocks.

For the *Monte Carlo simulations* we use an off-lattice bead-spring model that has been employed previously for

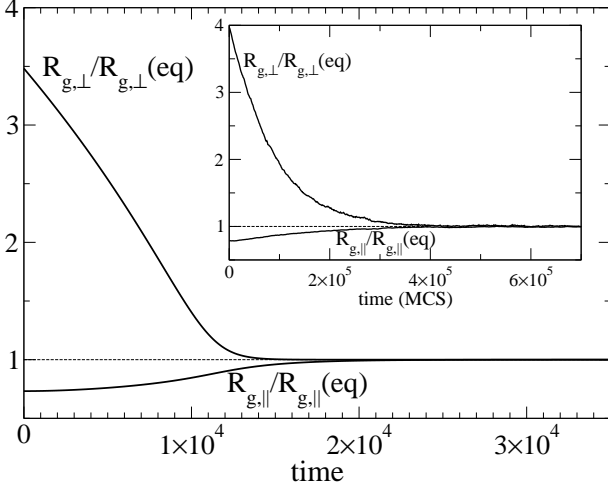


FIG. 1: Relaxation of R_{\perp} and R_{\parallel} with time, following from the numerical solution of eqs. (5)-(6) for a copolymer of length $N = 128$ and block size $M = 16$. Both components are normalized by their respective equilibrium values. The inset shows the result for the same quantities (and the same set of parameters) as obtained from the MC simulations.

simulations of polymers both in the bulk and near confining surfaces [18]. Recently it was applied by us to the study of the static properties of block copolymers at a selective interface [15], therefore we describe here the salient features only.

Each polymer chain contains N effective monomers connected by anharmonic springs described by the finitely extendible nonlinear elastic (FENE) potential, $U_{FENE} = -\frac{K}{2}R^2 \ln \left[1 - \frac{(\ell - \ell_0)^2}{R^2} \right]$. Here ℓ is the length of an effective bond, which can vary in between $\ell_{min} < \ell < \ell_{max}$, with $\ell_{min} = 0.4$, $\ell_{max} = 1$ being the unit of length, and has the equilibrium value $\ell_0 = 0.7$, while $R = \ell_{max} - \ell_0 = \ell_0 - \ell_{min} = 0.3$, and the spring constant K is taken as $K/k_B T = 40$. The nonbonded interactions between the effective monomers are described by the Morse potential, $U_M = \epsilon_M \{ \exp[-2\alpha(r - r_{min})] - 2 \exp[-\alpha(r - r_{min})] \}$ where r is the distance between the beads, and the parameters are chosen as $r_{min} = 0.8$, $\epsilon_M = 1$, and $\alpha = 24$. Owing to the large value of the latter constant, $U_M(r)$ decays to zero very rapidly for $r > r_{min}$, and is completely negligible for distances larger than unity. This choice of parameters is useful from a computational point of view, since it allows the use of a very efficient link-cell algorithm [18]. From a physical point of view, the interactions U_{FENE} and U_M make sense when one interprets the effective bond as a Kuhn segment, comprising a number of chemical monomers along the chain, and thus the length unit $\ell_{max} = 1$ corresponds physically rather to 1 nm than to the length of a covalent $C - C$ bond (which would only be about 1.5 Å). Since in the present study we are concerned with the localization of a copolymer at *good solvent* conditions, in $U_M(r)$ we retain the

repulsive branch of the Morse potential only by setting $U_M(r) = 0$ for $r > r_{min}$ and shifting $U_M(r)$ up by ϵ_M .

The interface potential is taken simply as a step function with amplitude χ , $U_{int}(n, z) = \{ -\sigma(n)\chi/2, z > 0; \sigma(n)\chi/2, z \leq 0 \}$ where the interface plane is fixed at $z = 0$, and $\sigma(n) = \pm 1$ denotes a "spin" variable which distinguishes between P- and H- monomers. In studying the flattening dynamics of these chains, we always start with a configuration which has been equilibrated in a solvent that is good for both types of monomers. At time $t = 0$, the interface is switched on (so that it goes through the center of mass of the chain) and the flatten-

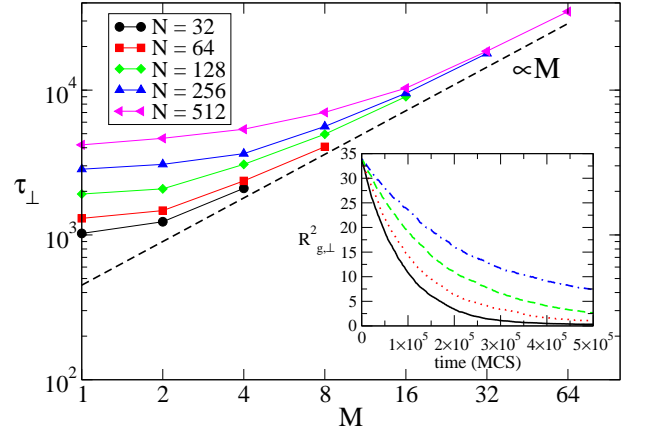


FIG. 2: Variation of the characteristic time for the initial relaxation of R_{\perp} with block length M for chains of length $32 \leq N \leq 512$. The theoretical prediction is shown by a dashed line. The inset shows the typical behavior of $R_{\perp}(t)$ in the case of $N = 256$, and $M = 2$ (solid line), 4 (dotted line), 8 (dashed line) and 16 (dot-dash line).

ing dynamics is then followed until the chain reaches its new equilibrium configuration at the interface. Since we are interested in the behavior of these chains in the limit of strong localization, we have chosen $\chi = 2\chi_c$ where χ_c is the crossover selectivity as obtained in Ref. [15]. We use periodic boundary conditions in the plane of the interface while there are rigid walls in the z -direction, where the simulation box extends from $z = -32$ to $z = 32$. Typically we studied chains with lengths $32 \leq N \leq 512$ and block lengths $1 \leq M \leq N/8$ whereby all measurements have been averaged over 1024 different and independent equilibrated starting configurations.

From Fig. 2 one may readily verify that the initial collapse of $R_{\perp}(t \ll \tau_{\perp})$ with time closely follows the predicted rate $\propto M^{-1}$ according to eq. (8) in the limit of $N, M \gg 1$. Moreover, for sufficiently large block size M the N -dependence of this initial rate disappears so that asymptotically this initial perpendicular collapse is governed by the length M only. In contrast, during the late stages of localization at the interface one observes on Fig. 3 the expected, cf. eq. (9), characteristic scaling of

$\tau_{\perp} \propto M^{1+2\nu}$ which progressively improves as the asymptotic limit is approached. Note that the fits of τ_{\perp} are taken only *after* the initially unperturbed coil has sufficiently relaxed, $R_{\perp}(t)/R_{\perp}(0) \leq 1/e$. As expected, the initial dependence of τ_{\perp} on N is seen to vanish as M and N become sufficiently large, in agreement with eq. (9).

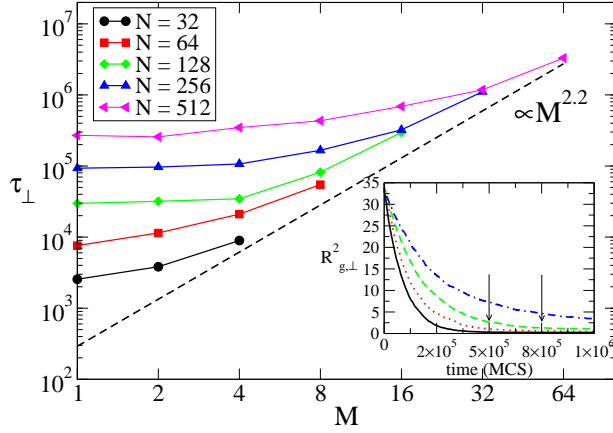


FIG. 3: Variation of τ_{\perp} with block length M for chains of length $32 \leq N \leq 512$. The slope of the dashed line is ≈ 2.2 , according to eq. (9). The inset shows the typical behavior of $R_{\perp}(t)$ in the case of $N = 256$, and $M = 2$ (solid line), 4 (dotted line), 8 (dashed line) and 16 (dot-dash line). Arrows denote the time interval where τ_{\perp} has been determined by regression in the case of $M = 8$.

Eventually, in Fig. 4 we display the measured scaling of the characteristic time for spreading along the interface, τ_{\parallel} , with block size M for different chain lengths $32 \leq N \leq 512$. Apart from some scatter of data for too small $\mathcal{N} = N/M$, one recovers nicely the relationship $\tau_{\parallel} \propto N^2$ whereby, once again, the initial M -dependence gradually diminishes as $\mathcal{N} \gg 1$.

In summary, it appears that the simple scaling theory of copolymer adsorption on a selective liquid-liquid interface captures well the most salient features of the problem as a comparison with extensive MC simulation data demonstrates. In this letter we focus our consideration on the case of Rouse dynamics whereby hydrodynamic effects are neglected. Therefore the present approach should be appropriate to the case of an interface between immiscible polymer melts. The case of the so called Zimm dynamics which accounts for hydrodynamic effects will be discussed in an extended paper.

Acknowledgments AM acknowledges the support and hospitality of the Max-Planck Institute for Polymer Research in Mainz during this study. This research has been supported by the Sonderforschungsbereich (SFB 625).

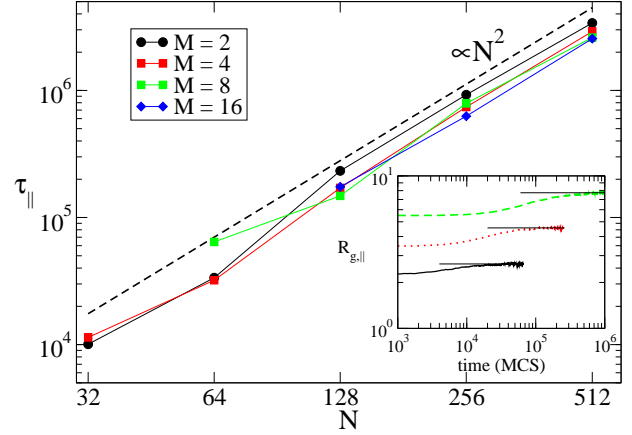


FIG. 4: Variation of τ_{\parallel} with chain length N for blocks of size $M = 2, 4, 8$ and 16 . The inset shows the typical behavior of $R_{\parallel}(t)$ in the case of $M = 4$, and chain lengths $N = 32$ (solid line), 64 (dotted line), and 128 (dashed line). The respective equilibrium values are indicated by horizontal lines.

- [1] B. J. Clifton, T. Cosgrove, R. M. Richardson, A. Zarbakhsh, and J. R. P. Webster, *Physica B* **248**, 289(1998)
- [2] G. Rother, and G. F. Findenegg, *Colloid Polym. Sci.* **276**, 496(1998).
- [3] R. Wang, and J. B. Schlenoff, *Macromolecules* **31**, 494(1998).
- [4] P. Omarjee, P. Hoerner, G. Riess, V. Cabuil, and O. Mondain-Monval, *Eur. Phys. J. E* **4**, 45(2001).
- [5] J.-U. Sommer and M. Daoud, *Europhys. Lett.* **32**, 407 (1995).
- [6] J.-U. Sommer, G. Peng and A. Blumen, *J. Phys. II (France)* **6**, 1061 (1996); *J. Chem. Phys.* **105**, 8376 (1996).
- [7] T. Garel, D.A. Huse, S. Leibler and H. Orland, *Europhys. Lett.* **8**, 9 (1998).
- [8] X. Chatellier and J.-F. Joanny, *Eur. Phys. J. E* **1**, 9(2000).
- [9] N.A. Denesyuk and I.Ya. Erukhimovich, *J. Chem. Phys.* **113**, 3894 (2000).
- [10] A. C. Balasz, and C. P. Semasko, *J. Chem. Phys.* **94**, 1653(1990).
- [11] R. Israels, D. Jasnow, A.C. Balasz, L. Guo, G. Krausch, J. Sokolov, and M. Rafailovich, *J. Chem. Phys.* **102**, 8149 (1995).
- [12] J.-U. Sommer, G. Peng and A. Blumen, *J. Chem. Phys.* **105**, 8376(1996).
- [13] Y. Lyatskaya, D. Gersappe, N.A. Gross, and A.C. Balasz, *J. Chem. Phys.* **100**, 1449 (1996).
- [14] Z. Y. Chen, *J. Chem. Phys.* **111**, 5603 (1999); **112**, 8665 (2000).
- [15] A. Corsi, A. Milchev, V.G. Rostiashvili, and T.A. Vilgis, *J. Chem. Phys.* **122**, 094907(2005).
- [16] E. Leclerc and M. Daoud, *Macromolecules* **30**, 293(1997).
- [17] P.-G. de Gennes, *Scaling Concepts in Polymer Physics*,

Cornel University Press, N.Y., 1979.

- [18] K. Binder and A. Milchev, J. Computer-Aided Mater. Design **9**, 33(2002).