

Pattern Selection in a Phase Field Model for Directional Solidification

R. N. Costa Filho¹, J. M. Kosterlitz², and Enzo Granato³

¹*Departamento de Física, Universidade Federal do Ceará,*

Caixa Postal 6030, Campus do Pici, 60451-970 Fortaleza, Ceará, Brasil

²*Department of Physics, Brown University, Providence, RI02912, USA and*

³*Laboratório Associado de Sensores e Materiais, Instituto Nacional de Pesquisas Espaciais, 12201-970 São José dos Campos, SP Brasil*

A symmetric phase field model is used to study wavelength selection in two dimensions. We study the problem in a finite system using a two-pronged approach. First we construct an action and, minimizing this, we obtain the most probable configuration of the system, which we identify with the selected stationary state. The minimization is constrained by the stationary solutions of stochastic evolution equations and is done numerically. Secondly, additional support for this selected state is obtained from straightforward simulations of the dynamics from a variety of initial states.

PACS numbers: 47.54.+r, 02.50.Ey, 05.40.+j, 47.20.Hw

INTRODUCTION

The problem of pattern selection is to predict which pattern, out of a number of possible stationary patterns, will be selected under given experimental conditions. This problem has been of great interest for many years in many fields such as biology, chemistry, engineering and physics [1] where a large variety of reproducible patterns can be formed under various external conditions which drive the system away from thermal and mechanical equilibrium. Important examples of pattern selection are directional solidification and eutectic growth where the interface between the ordered and disordered phases can take a periodic cellular pattern. From the experimental point of view, the interface seems to have a well defined periodicity in both directed one phase solidification [2, 3, 4] and in directed eutectic solidification [5, 6]. On the theoretical side, there is much disagreement with some researchers claiming that a unique wavelength is selected [7, 8, 9, 10, 11] while others say that the wavelength of the final pattern is accidental [12, 13]. A large scale simulation on a noisy Swift Hohenberg equation [14] which models fluid convection near onset has been done [15] to study the selection of periodic patterns. For this system, a potential \mathcal{F}_{SH} exists and minimizing this gives the unique selected stationary pattern for any initial state, exactly as for a system approaching equilibrium.

In this paper, we use a numerical and a theoretical approach to argue that in the presence of noise, there is a wavelength selection for the cellular pattern formation in the directional solidification problem, see Fig. 1. More precisely, we use a phase field model with additive stochastic noise developed for growth processes such as single phase directional solidification driven out of equilibrium by an external moving temperature gradient [16, 17, 18]. This causes invasion of a disordered by an ordered phase with non potential dynamics. Since we are unable to solve the problem analytically, we use numerical computations which limit us to rather small system sizes. However, we believe that this is sufficient to demonstrate our conjecture of a unique selected state. In addition, we construct an action and, minimizing this, we obtain the most probable configuration of the system, which we identify with the selected stationary state. The minimization is constrained by the stationary solutions of stochastic evolution equations which are calculated numerically.

PHASE-FIELD MODEL

To carry out our simulations, we use a phase-field model for directional solidification based on two continuum fields to describe the phases of the system. These fields vary slowly in the bulk region and rapidly near the solid-liquid interface. The equilibrium system is described by a free energy functional $\mathcal{F}(c, \psi)$ [16] where

$$\begin{aligned}\mathcal{F}(c, \psi) &= \int d\mathbf{r} \left[\frac{K_\psi}{2} (\nabla\psi)^2 + \frac{K_c}{2} (\nabla c)^2 + f(c, \psi) \right] \\ f(c, \psi) &= -\frac{1}{2}\psi^2 + \frac{1}{4}\psi^4 + \Delta T h(\psi) + \frac{1}{2}\gamma\Delta\psi \left(c + \frac{h(\psi)}{\Delta\psi} \right)^2 \\ h(\psi) &= \frac{15}{8} \left(\psi - \frac{2}{3}\psi^3 + \frac{1}{5}\psi^5 \right).\end{aligned}\tag{1}$$

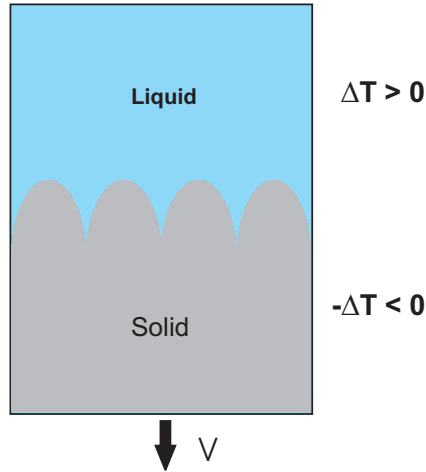


FIG. 1: A schematic representation of the cellular pattern in directional solidification. $\Delta T = (T - T_m)/T_m$ where T_m is the melting temperature of the pure solid.

Here, ψ is a nonconserved order parameter field which has one value in the solid and another in the liquid and c is a dimensionless diffusion field proportional to the impurity concentration. $\Delta T = (T - T_m)/T_m$ where T_m is the melting temperature of the pure solid when $c = 0$. $\Delta\psi$ is the discontinuity in ψ between solid and liquid, K_ψ and K_c are phenomenological constants accounting for the free energy cost of spatial variations in ψ and c . The Kobayashi function, $h(\psi)$ [19], is introduced for analytic and computational convenience to simplify the problem, despite the apparent additional complexity [20, 21]. It has essentially the same effect as ψ itself as $h(\psi)$ is chosen to have the properties (i) $h(\pm 1) = \pm 1$ and (ii) $\delta h/\delta\psi = 0$ when $\psi = \pm 1$. This choice ensures that the equilibrium values of ψ are $\psi_{eq} = +1$ for $\Delta T > 0$ and $\psi_{eq} = -1$ for $\Delta T < 0$ *independently* of the values of ΔT and c so that $\Delta\psi = 2$. The interface between the ordered $\Delta T < 0$ and the disordered $\Delta T > 0$ phases is the region over which the fields ψ and c change from one bulk value to the other and has a width $\xi = \mathcal{O}(1)$, we define its position (x, z) by $\psi(x, z) = 0$.

To impose the motion of the interface, we take $\Delta T(\mathbf{r}, t) = \Delta T(z - vt)$ where $\mathbf{v} = v\hat{\mathbf{z}}$ is the externally imposed pulling velocity. Stationary states can exist only in the frame moving with the interface when $\Delta T(\mathbf{r}, t) = \Delta T(z)$. In this frame, the simplest possible dynamics consistent with the macroscopic conservation law for c are Langevin equations [22]

$$\begin{aligned}\dot{\psi} &= \frac{\partial\psi}{\partial t} = -\Gamma_\psi \frac{\delta\mathcal{F}}{\delta\psi} + v \frac{\partial\psi}{\partial z} + \eta_\psi \equiv \mathcal{G}_\psi + \eta_\psi \\ \dot{c} &= \frac{\partial c}{\partial t} = \Gamma_c \nabla^2 \frac{\delta\mathcal{F}}{\delta c} + v \frac{\partial c}{\partial z} + \eta_c \equiv \mathcal{G}_c + \eta_c\end{aligned}\quad (2)$$

where Γ_ψ and Γ_c are the mobilities of the fields ψ and c respectively. Complications such as fluid flow are not considered. Note that the non dissipative terms $v\partial\psi/\partial z$ and $v\partial c/\partial z$ cannot be written as derivatives of a potential so that the dynamics of Eq. (2) is non potential. This makes the construction of a differentiable Lyapunov functional for such situations difficult but such a procedure has been implemented successfully in a similar situation [23, 24]. The stochastic noises $\eta_\psi(\mathbf{r}, t)$ and $\eta_c(\mathbf{r}, t)$ have probability distributions

$$\begin{aligned}\mathcal{P}(\eta_c) &\propto \exp\left[-\frac{1}{4\Gamma_c'} \int dt d\mathbf{r} d\mathbf{r}' \eta_c(\mathbf{r}, t) G(\mathbf{r}, \mathbf{r}') \eta_c(\mathbf{r}', t)\right] \\ \mathcal{P}(\eta_\psi) &\propto \exp\left[-\frac{1}{4\Gamma_\psi'} \int dt d\mathbf{r} (\eta_\psi(\mathbf{r}, t))^2\right]\end{aligned}\quad (3)$$

When $v = 0$ in Eq. (2) the system approaches its stationary equilibrium state given by the minimum of $\mathcal{F}(c, \psi)$ [22, 23]. $G(\mathbf{r}, \mathbf{r}')$ obeys $\nabla^2 G(\mathbf{r}, \mathbf{r}') = -\delta(\mathbf{r} - \mathbf{r}')$ with appropriate boundary conditions and $G^{-1}(\mathbf{r}, \mathbf{r}') = -\nabla^2 \delta(\mathbf{r} - \mathbf{r}')$ so

$$\begin{aligned}\langle \eta_\psi(\mathbf{r}, t) \eta_\psi(\mathbf{r}', t') \rangle &= 2\Gamma_\psi' \delta(\mathbf{r} - \mathbf{r}') \delta(t - t') \\ \langle \eta_c(\mathbf{r}, t) \eta_c(\mathbf{r}', t') \rangle &= 2\Gamma_c' G^{-1}(\mathbf{r}, \mathbf{r}') \delta(t - t').\end{aligned}\quad (4)$$

The form of Eq. (4) is required by the dynamics of the nonconserved field ψ and the conserved field c [22]. If $\Gamma'_{\psi,c} = \Gamma_{\psi,c}$, then η_ψ and η_c obey a fluctuation dissipation theorem but this is not necessary and makes no qualitative difference. In our numerical simulations, the noise strengths $\Gamma'_{\psi,c}$ are determined by the widths of the noise distributions. The exact form of the Green's function $G(\mathbf{r}, \mathbf{r}')$ in Eq. (3) is needed for numerical computations.

PATH INTEGRAL AND STATE SELECTION

The model defined by Eqs. (2) and (3) describes the equilibrium of the two phase system and the invasion of one phase by another in as simple a way as possible. Consequently, we take the noise strengths and mobilities $\Gamma_{c,\psi}$ to be field independent constants. This simplified model does describe equilibrium and near equilibrium dynamics correctly and is a good phenomenological model far from equilibrium. In our model, the temperature gradient $\Delta T(\mathbf{r}, t)$ is taken to not affect the noise strengths. This may not be entirely realistic but is sufficiently simple to permit analysis of the model and does describe the essential features of directional solidification. The great advantage of our model is that complications such as Landauer's "blowtorch theorem" [25] are not applicable despite the presence of a "temperature" gradient ΔT as the noise strength is taken to be independent of T .

We formulate the problem in terms of an action $\mathcal{S}(\psi, c)$ whose minimum gives the most probable or selected state. The joint probability distribution $\mathcal{P}(\psi, c)$ is

$$\begin{aligned} \mathcal{P}(\psi, c) &= \int \mathcal{D}\eta_\psi \mathcal{D}\eta_c \mathcal{P}(\eta_\psi) \mathcal{P}(\eta_c) \delta(\eta_\psi - \dot{\psi} + \mathcal{G}_\psi) \delta(\eta_c - \dot{c} + \mathcal{G}_c) \\ &= \exp[-\mathcal{S}(\psi, c)] \end{aligned} \quad (5)$$

using Eqs. (2,3). The configuration (ψ, c) minimizing $\mathcal{S}(\psi, c)$ is the most probable state at least for weak noise [26, 27].

The explicit expression for the action is

$$\begin{aligned} \mathcal{S}(\psi, c) &= \frac{1}{4\Gamma'_\psi} \int d\mathbf{r} dt \left[\dot{\psi}(\mathbf{r}, t) - \mathcal{G}_\psi(\mathbf{r}, t) \right]^2 \\ &+ \frac{1}{4\Gamma'_c} \int dt d\mathbf{r} d\mathbf{r}' \left[\dot{c}(\mathbf{r}, t) - \mathcal{G}_c(\mathbf{r}, t) \right] G(\mathbf{r}, \mathbf{r}') \left[\dot{c}(\mathbf{r}', t) - \mathcal{G}_c(\mathbf{r}', t) \right] \end{aligned} \quad (6)$$

where, \mathcal{G}_ψ and \mathcal{G}_c are defined in Eq. (2) and $G(\mathbf{r}, \mathbf{r}')$ is the Green's function. Note that this quadratic form for $\mathcal{S}(\psi, c)$ is very similar to the actions proposed previously [11, 23, 28, 29]. The action of Eq. (6) can be obtained from the Martin-Siggia-Rose (MSR) formalism [30, 31] by integrating out the auxiliary fields $\tilde{\psi}$ and \tilde{c} . Since the MSR action contains all physical response and correlation functions, including those at equilibrium. The resulting action of Eq. (6) is also a complete description of the dynamics and of an equilibrium system when $\mathcal{G}_\psi = -\delta\mathcal{F}/\delta\psi$ and similarly for \mathcal{G}_c which ensure that the dynamics of Eq. (2) is satisfied. We are interested in stationary patterns at very large times t . A reasonable assumption is to argue that the pattern becomes very close to the selected stationary pattern at some large but finite t_0 and remains in this stationary configuration $\psi(\mathbf{r}), c(\mathbf{r})$ for $t > t_0$ when $\dot{\psi} = 0 = \dot{c}$. Then, the action is dominated by the infinitely long time interval $\mathcal{T} = t - t_0 \rightarrow \infty$ and becomes

$$\frac{4\mathcal{S}(\psi, c)}{\mathcal{T}} = \frac{1}{\Gamma'_c} \int d\mathbf{r} d\mathbf{r}' \mathcal{G}_c(\mathbf{r}) G(\mathbf{r}, \mathbf{r}') \mathcal{G}_c(\mathbf{r}') + \frac{1}{\Gamma'_\psi} \int d\mathbf{r} \left[\mathcal{G}_\psi(\mathbf{r}) \right]^2 + \mathcal{O}(\mathcal{T}^{-1}), \quad (7)$$

the above Eq. (7) is our essential result which should be regarded as a conjecture as a real proof eludes us.

As discussed below Eq. (5), the configuration $\psi(\mathbf{r}), c(\mathbf{r})$ which minimizes the action $\mathcal{S}(\psi, c)$ in Eq. (7) maximizes the probability $\mathcal{P}(\psi, c)$. This is the selected stationary state if dynamical paths exist between any intermediate state and the selected state in analogy with the ergodic theorem. This is almost certainly true but is very hard to verify by simulations as metastable states in the Eckhaus band [32] have very long lifetimes with weak noise even for our very small systems. This is similar to metastable states separated from the equilibrium state by large free energy barriers. Such effects lead to apparent history dependence of the final state in experiments [33] and in theoretical investigations without noise [34]. The essential difference in the case studied here is that the dynamics of Eq. (2) is non potential while the approach to equilibrium is governed by potential dynamics [15]. A naive minimization of the action $\mathcal{S}(\psi, c)$ of Eq. (6) yields the deterministic evolution equations which are incorrect with noise. The minimization must be done subject to the constraints that $\psi(\mathbf{r}, t)$ and $c(\mathbf{r}, t)$ are solutions of Eq. (2) which we perform numerically. In principle, this can be done analytically in the MSR formalism [31], as used in studies of the KPZ system [35].

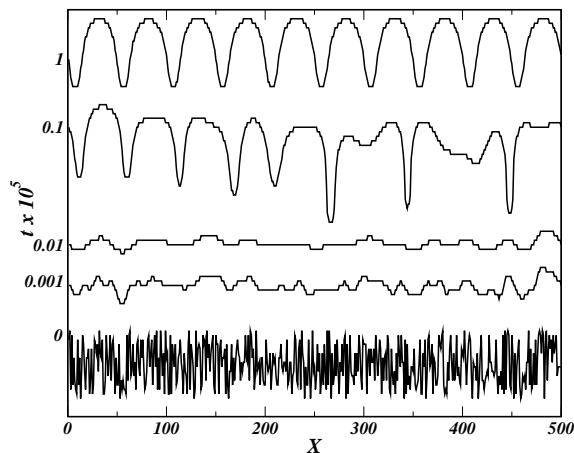


FIG. 2: Evolution of cellular pattern from an initial random interface to final state $q_f = 0.02$ with velocity $v = 0.20$ in absence of noise, and $L_x = 500$.

NUMERICAL PROCEDURE

To test our theory numerically, we generate from simulations of Eq. (2) all quasi-stationary patterns $\psi(\mathbf{r}), c(\mathbf{r})$ with noise and finite v and compute $4\Gamma'\mathcal{S}(\psi, c)/\mathcal{T}$ from Eq. (7). In the simulations, parameters similar to those describing experiments on the liquid crystal system 4-n-octylcyanobiphenyl (8CB) [4, 36] are used: $\Gamma_c=2\Gamma_\psi$, $\Gamma_\psi = 1$, $\gamma = 0.73$, $K_\psi = 1.5$, $K_c = 0$ and the pulling speed $v = 0.20$. We take $\Delta T(z) = -T_0$ for $z < -W$, $+T_0$ for $z > W$ and Gz for $|z| < W$ with $G = T_0/W$ [16, 17, 18]. The temperature $T_0 = 0.38$ so that $\Delta T(z)$ is greater than the liquidus temperature for $z > W$ and below the solidus for $z < -W$. The simulations are carried out with the width of the temperature variation $W = 50$, the size of the simulation box $L_z = 150$, lattice spacing $\Delta x = 1.0$ and timestep $\Delta t = 0.10$. The system widths are $250 \leq L_x \leq 1000$ with periodic boundary conditions $\psi(x + L_x, z, t) = \psi(x, z, t)$ and $c(x + L_x, z, t) = c(x, z, t)$ which restricts the allowed values of the \mathbf{q} vector of a periodic variation in the interface between the ordered and disordered phases to be $q_x = n/L_x$ with $n = 1, 2, \dots, L_x$. The Green's function $G(\mathbf{r}, \mathbf{r}')$ satisfies $G(x, z; x', z') = G(x + L_x, z; x', z')$ and $G(x, 0; x', z') = 0 = G(x, L_z + 1; x', z')$ and is obtained by numerically inverting $G(\mathbf{p})$, the discrete Fourier transform of $G(\mathbf{r}, \mathbf{r}')$. This is used to calculate $\Delta\mathcal{S} \equiv 4\Gamma'(\mathcal{S}_n - \mathcal{S}_m)/\mathcal{T}$ where the integers $n, m = q_x L_x$ label the patterns.

RESULTS AND DISCUSSION

We perform many simulations of Eq. (2) from various initial conditions in order to verify if a single pattern, out of a number of possible stationary patterns, is indeed selected in the presence of weak noise.

First, simulations are done in the absence of noise $\eta_\psi = 0 = \eta_c$ but with initial values of $\psi = \epsilon$ in such a way to form an initial random interface from a uniformly distributed random variable and $c = 0$ for convenience. For system widths $L_x = 250, 500$ and 1000 the system always eventually reaches a periodic stationary state with $q_f = n/L_x = 0.020$, where n is the number of cells. For $L_x = 420$, the final periodicity is $q_f = 8/420 \approx 0.01905$. These results imply that the selected wavevector is the nearest allowed q_f to the preferred value for $L_x \rightarrow \infty$. In Fig. (2) we show the time evolution of the random interface for $L_x = 500$, after $t = 10^5$ time steps the system reaches a pattern with 10 cells, i.e., $q_f = 0.02$.

Second, we run simulations with an initial periodic interface of the form $\zeta(x) = \zeta_0 \cos(2\pi q_0 x)$ with various wavevectors $q_0 = n_0/L_x$ and amplitude ζ_0 similar to that of the final state of the previous simulation, again in the absence of noise. The initial interface is located at the center of the simulation box of size $L_x \times L_z$. Simulations with various allowed values of q_0 and $L_x = 500$ yield final stationary periodic states with $q_f = 0.020, 0.022$ and 0.024 which determine the Eckhaus stable band of wavevectors for our parameter values. In an infinite system, the Eckhaus band has a continuum of q values which is reduced to a small finite number by the finite width $L_x = 500$. When the size is doubled to $L_x = 1000$, we find 7 wavevectors in the Eckhaus stable band from $q_x = 0.019$ to 0.025 as expected.

The next simulations study the effect of noise on the evolution of an initial periodic state with wavevector $q_0 = 0.016$ outside the Eckhaus stable band. Without noise, the evolution is by tip splitting of alternate cells to a final wavevector

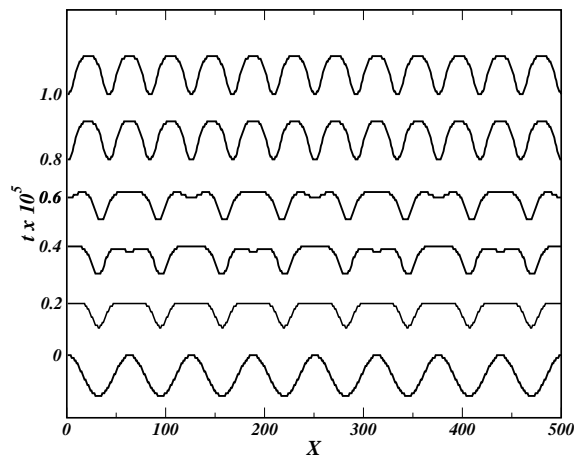


FIG. 3: Evolution of cellular pattern of initial periodicity $q_0 = 0.016$ to final state $q_f = 0.024$ with velocity $v = 0.20$ in absence of noise, and $L_x = 500$.

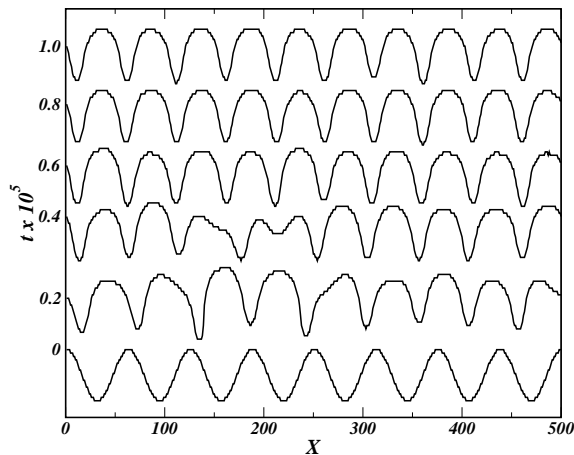


FIG. 4: Time evolution of same initial pattern as Fig. (1) with stochastic noise of strength $\eta = 0.10$ to final state $q_f = 0.020$.

of $q_f = 0.024$, as shown in Fig. (3). This configuration of 12 cells is different from the expected wavelength of $q_f = 0.020$ as obtained from random initial conditions. With applied noise $\eta_\psi(\mathbf{r}, t)$ independently uniformly distributed with $-\eta < \eta_\psi(\mathbf{r}, t) < +\eta$ with maximum noise amplitude $\eta = 0.10$, the evolution is by a totally different route to the expected state with $q_S = 0.020$ as shown in Fig. (4). This indicates that noise is essential in the selection of the final state and that only one wavenumber in the Eckhaus band is truly stable in the presence of stochastic noise. We have also performed many simulations, not shown here because of space limitations, with several different initial configurations all of which eventually go to the same state with $q_f = 0.020$ with only a single exception discussed below.

Now that we have very strong evidence for selection of a unique wavelength from almost all initial patterns except for some q_0 in the Eckhaus band, we perform a simulation with an initial pattern $\zeta(x) = \zeta_0 \cos(2\pi q_0 x)$ with $q_0 = 0.024$ with noise to study the stability of modes in the Eckhaus stable band [1, 32]. In the absence of noise, all modes with q_0 in this band are stable. We impose an interface $\zeta(x)$, evolve it in absence of noise for 10^4 time steps to allow higher harmonics to develop and then evolve the system with noise of strength $\eta = 0.20$ for 2×10^5 time steps with results shown in Fig. (6). The interface evolves by the gradual loss of one cell to a final configuration of 11 cells or $q_f = 0.022$ which remains stable for at least 5×10^7 steps. When a brief burst of very strong noise with $\eta > 0.25$ is applied and the system then allowed to evolve under weak noise, the expected $q_S = 0.020$ state results. This is similar to the history dependent effects observed [33] and discussed theoretically in the absence of noise [34].

In order to verify our conjecture, we calculate the action from Eq. (7) of the three possible states in the Eckhaus band. As shown in Fig.(5), the action difference $\Delta\mathcal{S}(\psi, c) \propto \eta^2$ so that, for the deterministic case, $\Delta\mathcal{S} = 0$. A finite $\Delta\mathcal{S}$ is due to finite noise implying that the selection of a particular pattern is due to noise driven fluctuations. Our $L_x = 500$

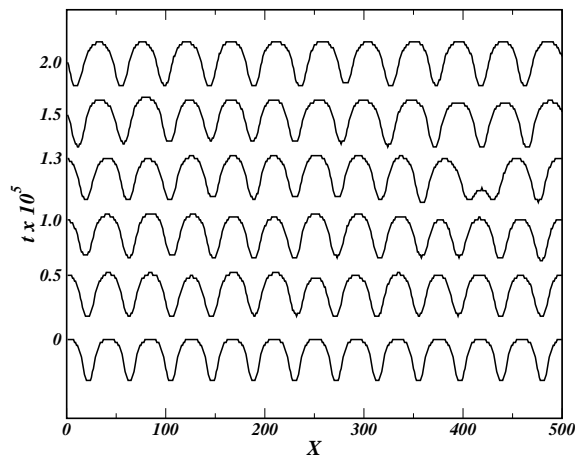


FIG. 5: Evolution of an interface with $q_0 = 0.024$ with noise of strength $\eta = 0.10$ to a final state $q_f = 0.022$.

system has only three quasi-stationary periodic states in the Eckhaus stable band [32] with $q_x = 0.020, 0.022, 0.024$ corresponding to $n = 10, 11, 12$ cells. The $q_S = 0.020$ minimum action state is conjectured to be the unique selected state. An outstanding question is whether pattern selection also holds in the thermodynamic limit $L_x = \infty$ when the set of stationary states in the Eckhaus stable band is continuous. Comparing with experiment requires extending the calculation to 3D to study the selected stationary structures of the 2D interface [16, 37].

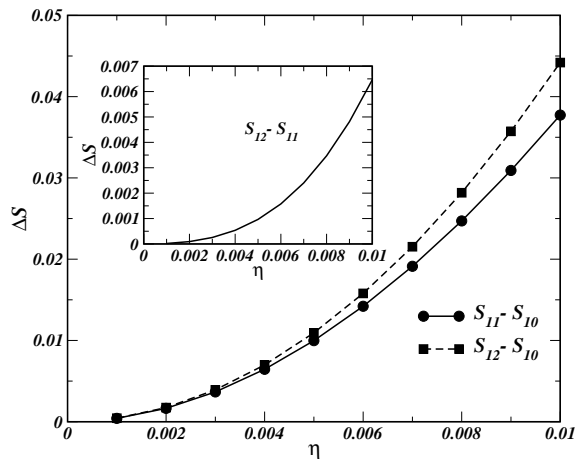


FIG. 6: Action differences $\Delta\mathcal{S} = 4\Gamma'(\mathcal{S}_{11} - \mathcal{S}_{10})/\mathcal{T}$ and $4\Gamma'(\mathcal{S}_{12} - \mathcal{S}_{10})/\mathcal{T}$ from Eq. (7) in a system width $L_x = 500$ where the integers $n = q_x L_x$ in \mathcal{S}_n . This shows that the pattern with wavelength $q_S = 0.020$ has minimum action. The noise is uniformly distributed with $-\eta \leq \eta(\mathbf{r}, \mathbf{t}) \leq +\eta$.

These numerical simulations are consistent with the hypothesis of a unique selected stationary state with a definite periodicity $q_S = 0.020$. This is the noise induced stationary state which is reached from all initial states except from the periodic state with $q_0 = 0.022$ in the Eckhaus stable band. This single state is stable with weak noise up to our longest simulation time. If a unique selected state exists, then only one of these should be stable to weak noise but some are stable within our computation time and it is impractical to perform sufficiently long runs to detect an instability toward the hypothetical minimum action selected state with $q_S = 0.020$. This study finds that all states with this single exception do evolve to the minimum action state and, in addition, provides some insight into the relative stability of states in the Eckhaus band. On balance, there is overwhelming evidence for our hypothesis of a unique selected state (ψ, c) determined by the minimum of the action $\mathcal{S}(\psi, c)$ of Eq. (7).

One important caveat must be made. In analogy with a finite equilibrium system [38], we expect all states in our finite system to have *finite* lifetimes as the stochastic noise causes transitions between them. We expect that true stationary states exist only in the thermodynamic limit of $L \rightarrow \infty$ when the lifetime of the selected state should be infinite but this limit is extremely difficult to approach numerically for well known and obvious reasons. If a finite

size scaling theory existed for these dynamical processes, the $L \rightarrow \infty$ limit could be studied by the methods of this letter. However, to the best of our knowledge, such a scaling theory does not exist.

ACKNOWLEDGEMENTS

This work was supported by a NSF-CNPq grant (E.G. and J.M.K.), by CNPq (R.N.C.F.) and FAPESP (No. 03/00541-0) (E.G.).

-
- [1] M.C. Cross and P. C. Hohenberg, *Rev. Mod. Phys.* **65**, 851 (1993)
 - [2] J. Bechhoefer and A. Libchaber, *Phys. Rev. B* **35**, 1393 (1987)
 - [3] B. Billia, H. Jamgotchian and L. Capella, *J. Cryst. Growth* **82**, 747 (1987)
 - [4] J.-M. Flesselles, A. J. Simon and A. J. Libchaber, *Adv. Phys.* **40**, 1 (1991)
 - [5] K. A. Jackson and J. D. Hunt, *Trans. AIME* **236**, 1129 (1966)
 - [6] M. Ginibre, S. Akamatsu and G. Faivre, *Phys. Rev. E* **56**, 780 (1997)
 - [7] A. Karma, *Phys. Rev. Lett.* **57**, 858 (1986)
 - [8] M. Kerszberg, *Phys. Rev. B* **27**, 3909 (1983)
 - [9] M. Kerszberg, *Phys. Rev. B* **27**, 6796 (1983)
 - [10] M. Kerszberg, *Phys. Rev. B* **28**, 247 (1983)
 - [11] D. A. Kurtze, *Phys. Rev. Lett.* **77**, 63 (1996)
 - [12] T. Dombre and V. Hakim, *Phys. Rev. A* **36**, 2811 (1987)
 - [13] M. Ben Amar and B. Moussallam, *Phys. Rev. Lett.* **60**, 317 (1988)
 - [14] J. Swift and P. C. Hohenberg, *Phys. Rev. A* **15**, 319 (1977); **46**, 4773 (1992).
 - [15] E. Hernández-García, J. Viñals, R. Toral, and M. San Miguel, *Phys. Rev. Lett.* **70**, 3576 (1993).
 - [16] B. Grossmann, K. R. Elder, M. Grant and J. M. Kosterlitz, *Phys. Rev. Lett.* **71**, 3323 (1993)
 - [17] K. R. Elder, F. Drolet, J. M. Kosterlitz and M. Grant, *Phys. Rev. Lett.* **72**, 677 (1994)
 - [18] F. Drolet, K. R. Elder, M. Grant and J. M. Kosterlitz, *Phys. Rev. E* **61**, 6705 (2000)
 - [19] R. Kobayashi, *Physica D* **63**, 410 (1993)
 - [20] A. Karma and W.-J. Rappel, *Phys. Rev. E* **57**, 4323 (1998)
 - [21] K. R. Elder, M. Grant, N. Provatas and J. M. Kosterlitz, *Phys. Rev. E* **64**, 021604 (2001)
 - [22] P. C. Hohenberg and B. I. Halperin, *Rev. Mod. Phys.* **49**, 435 (1977)
 - [23] R. Graham and R. Tél, *Phys. Rev. A* **31**, 1109 (1985); **42**, 4661 (1990).
 - [24] R. Montagne, E. Hernández-García, and M. San Miguel, *Physica D* **96**, 47 (1996).
 - [25] R. Landauer, *Physica A* **194**, 551 (1993).
 - [26] M. I. Dykman, B. Golding, I. L. McCann, V. N. Smelyanskiy, D. G. Luchinsky, R. Mannella, and P. V. E. McClintock, *Chaos* **11**, 587 (2001)
 - [27] M. I. Dykman, B. Golding, and D. Ryvkine, *Phys. Rev. Lett.* **92**, 080602 (2004)
 - [28] M. Mardar, *Phys. Rev. Lett.* **74**, 4547 (1995)
 - [29] L. Bertini, A. De Sole, D. Gabrielli, G. Jona-Lasinio and C. Landim, *Phys. Rev. Lett.* **87**, 040601 (2001)
 - [30] C. De Dominicis, and L. Peliti, *Phys. Rev. B* **18**, 353 (1978).
 - [31] P. C. Martin, E. D. Siggia, and H. A. Rose, *Phys. Rev. A* **8**, 423 (1973)
 - [32] V. Eckhaus, *Studies in Nonlinear Stability Theory*, Springer Tracts in Natural Philosophy, Vol. **6**, (1965) (Springer-Verlag, Berlin)
 - [33] R. Trivedi and K. Somboonsuk, *Acta Metall.* **33**, 1061 (1985).
 - [34] J. A. Warren and J. S. Langer, *Phys. Rev. E* **47**, 2702 (1993).
 - [35] H. C. Fogedby, *Phys. Rev. E* **59**, 5065 (1999)
 - [36] A. J. Simon, J. Bechhoefer, and A. Libchaber, *Phys. Rev. Lett.* **61**, 2574 (1988).
 - [37] M. Plapp and M. Dejmek, *Europhys. Lett.* **65**, 376 (2004).
 - [38] J. Lee and J. M. Kosterlitz, *Phys. Rev. Lett.* **65**, 137 (1990)