

Experimental observation of bias-dependent non-local Andreev reflection

S. Russo, M. Kroug, T. M. Klapwijk, and A. F. Morpurgo
*Kavli Institute of Nanoscience, Delft University of Technology,
Lorentzweg 1, 2628 CJ Delft, The Netherlands*

(Dated: October 14, 2018)

Abstract

We investigate transport through hybrid structures consisting of two normal metal leads connected via tunnel barriers to one common superconducting electrode. We find clear evidence for the occurrence of non-local Andreev reflection and elastic cotunneling through superconductor when the separation of the tunnel barrier is comparable to the superconducting coherence length. The probability of the two processes is energy dependent, with elastic cotunneling dominating at low energy and non-local Andreev reflection at higher energies. The energy scale of the crossover is found to be the Thouless energy of the superconductor, which indicates the phase coherence of the processes. Our results are relevant for the realization of recently proposed entangler devices.

PACS numbers: 74.45.+c, 74.78.Na, 73.23.-b

Andreev reflection (AR) is a well-known process that enables charge transfer across an interface between a normal metal and a superconductor[1]. At this interface, an incoming electron in the normal metal pairs with a second electron to enter the superconductor, resulting in a reflected hole. Past work has focused on the case of holes that are reflected back into the same electrode from which the incoming electrons originate. However, recent theoretical studies have considered the possibility that holes are reflected into a second, spatially separated electrode [2, 3, 4, 5, 6, 7, 8, 9, 10, 11]. It was shown that this “non-local AR” process is equivalent to injecting two spin-entangled electrons forming the singlet state of a Cooper pair into two different normal leads[13]. In this way, non-local AR enables the realization of solid-state entanglers[14] -electronic devices capable of sourcing entangled pairs of electrons into nano-electronic circuits- that are of interest for quantum information processing.

One way to investigate the occurrence of non-local AR relies on the following idea. Two normal metal electrodes are connected via two tunnel barriers (junctions J1 and J2) to one common superconducting electrode. If the separation of J1 and J2 is comparable to the superconducting coherence length ξ , an electron injected at energy $E < \Delta$ from the normal electrode of J1 can propagate as an evanescent wave through the superconductor and pair with an electron in the normal electrode of J2[3]. This process results in a hole “reflected” into the second electrode, i.e. non-local AR. As holes have the opposite charge of electrons, holes undergoing non-local AR generate a voltage difference across J2 that has a sign opposite to that observed when the superconductor is in the normal state ($T > T_c^S$). Therefore, in principle, the detection of non-local AR is straightforward: J1 is used to inject current into the superconductor and J2 is used as a voltage probe to detect a voltage of the correct sign.

In practice, the situation is complicated by the occurrence of a second process competing with non-local AR: electrons injected from J1 can be transmitted into J2 without being converted into holes. This process is known as elastic cotunneling (EC)[4, 11] and contributes to generate a voltage across J2 that has the same sign as that observed when the superconductor is in the normal state. Thus, the sign of the voltage measured across J2 depends on whether EC or non-local AR occurs with larger probability. The voltage measured at J2 may also vanish, if cotunneling and non-local AR occur with exactly the same probability for all energies of the injected electrons. As some recent calculations predict[4, 11] that this

could in fact happen, it is not possible to anticipate which signal -if any- will be measured experimentally. For instance, in a recent experiment in which two ferromagnetic leads were used as normal electrodes, only the sign corresponding to EC has been observed[12].

In this paper we report a clear experimental evidence for both non-local AR and elastic cotunneling using the experimental strategy just outlined. We find that the magnitude and the sign of the measured non-local voltage depend on the bias across the injecting junction. At low bias, the observed sign is the same as when the superconductor is in the normal state, indicating that EC dominates. At higher bias the sign of the voltage is reversed, which indicates the occurrence of non-local AR. The energy scale on which the sign-reversal takes place corresponds to the Thouless energy of the superconducting layer. From this we conclude that the sub-gap microscopic processes of conduction, non-local AR and EC, are phase-coherent.

A schematic representation of the devices used in our experiments is shown in Fig. 1a. The structure is implemented in a Nb/Al multilayer sputtered on a thermally oxidized Si substrate using conventional Nb/Al technology[15]. The multilayer consists of two normal metal layers (N1 and N2, 50nm Al layers) connected via two tunnel barriers to one common superconductor (S). Junction J1 is obtained by *in-situ* oxidation of the N1 layer and subsequent deposition of Nb. Next, a thin (~ 5 nm) Al layer is sputtered on top of the Nb and oxidized *in-situ*. Finally the top Al layer (N2) is deposited to form junction J2.

The fabrication process used to pattern the multilayer relies on conventional photolithography combined with chlorine-based reactive ion etching. The junctions area is approximately $4 \times 8 \mu\text{m}^2$. Independent electrical connections to the three layers are formed by deposition of a 200 nm thick Al/Nb layer on a SiO₂ mask followed by dry etching. We have checked the quality of the tunnel junctions by fitting the differential conductance with the usual BCS theory and found that the tunnelling characteristics of junctions J1 and J2 do not show any substantial difference. This indicates that the superconducting properties of the Nb/Al layer (S) are uniform across its thickness.

In our devices the separation between the two tunnel barriers is determined by the thickness of the S layer, which can be controlled on the nanometer scale. This is crucial, since the separation of the tunnel barrier has to be comparable to the superconducting coherence length in S, $\xi \simeq \sqrt{\xi_0 l_e} = 10 - 15$ nm [16] (where $l_e = 3D/v_f \simeq 2$ nm is the elastic mean free path, the diffusion constant $D = 1.6 \text{ cm}^2/\text{s}$ and $\xi_0 = \hbar v_F/\pi\Delta$). An optical

microscope image of one of our devices is shown in Fig.1d.

All the measurements were performed at $T = 1.6$ K or higher, with the aluminum electrodes N1 and N2 in the normal state ($T_c^{Al} \simeq 1.2$ K). In the experiment we send current through one of the junctions (e.g., J1) and measure the non-local voltage V^{nl} across the other junction (J2), while maintaining the superconductor at ground. The current bias has a dc component and an ac modulation with an amplitude of $1\mu\text{A}$ at 19.3Hz , and a lock-in technique is used to measure the ac component of the non-local signal. This corresponds to measuring the contribution given to the non-local voltage by only those electrons which have an energy $E = eV_{dc}$, where V_{dc} is the dc voltage across J1.

Fig. 2 shows the V_{ac}^{nl} measured as a function of V_{dc} at two different temperatures (above and below T_c), on a sample in which the superconducting layer is 15 nm thick (approximately equal to ξ). At $T = 22.5$ K, when the Nb is in the normal state, the sample can be simply thought of as a resistance network: the measured signal is large, because of the resistance of the thin Nb layer, and bias independent. Microscopically, the signal is due to electrons injected into the Nb that have a large probability to diffuse into the lead used as a voltage probe. At 1.6 K the Nb is superconducting and the Al in the leads is in the normal state. Now the non-local voltage is much smaller and it depends on V_{dc} . Specifically, V_{ac}^{nl} reverses its sign at $V_{dc} = 270\mu\text{V}$ and eventually vanishes at $V_{dc} \simeq 700\mu\text{V}$, thus on a bias range much smaller than the superconducting gap ($900\mu\text{V}$, see Fig. 3b).

To investigate if this signal originates from evanescent waves propagating below the superconducting gap, we have measured the non-local voltage in samples with different thickness d of the superconducting layer. Fig. 3 compares the data measured in three samples where $d = 15, 50,$ and 200 nm, respectively. For the 50 nm sample, a non-local signal reversing sign with increasing dc bias is still visible at a bias range much smaller than the superconducting gap. However, the magnitude of the signal is approximately 20 times smaller than for the sample with $d = 15$ nm. For the sample with a 200 nm thick superconducting layer, no non-local signal is observed. These observations indicate that V_{ac}^{nl} is very rapidly suppressed with increasing the thickness of the superconductor, as expected for evanescent waves.

The comparison of different samples additionally shows that the energy scale on which the non-local signal reverses its sign (and eventually disappears) becomes smaller for a larger separation of the tunnel barriers. For the $d = 15$ nm sample the zero crossing energy is

$\simeq 300 \mu\text{eV}$ and for the $d = 50 \text{ nm}$ it is $\simeq 50 \mu\text{eV}$ (see Fig. 3). These values correspond well to the Thouless energy $E_T = \hbar D/d^2$ of the superconducting layers, equal to $E_T \simeq 450 \mu\text{V}$ and to $E_T \simeq 45 \mu\text{V}$ for the $d = 15 \text{ nm}$ and the $d = 50$ respectively. The fact that the Thouless energy determines the behavior of V_{ac}^{nl} , indicates that the signal originates from quantum-mechanically phase coherent processes. This is to be expected, since the transit time τ_{tr} of electrons injected from J1 and transmitted into J2 -as electrons or holes- is $\tau_{tr} \simeq d^2/D \simeq 1 - 10 \text{ ps}$, much smaller than the inelastic electron-phonon ($\tau_{ph} \simeq 1 \text{ ns}$ at 1 K in Nb) and electron-electron ($\tau_{ee} \simeq 0.1 \text{ ns}$) interaction times[18].

Finding that E_T is the relevant energy scale in our measurements also gives an indication that non-equilibrium effects[19] in the superconductor do not play a relevant role in determining the behavior of V_{ac}^{nl} . In fact, these effects depend on the quasiparticle injection rate and relaxation times, whose energy dependence is not strongly influenced by phase coherent propagation in the superconductor (and thus by E_T). Note also that non-equilibrium effect normally become more relevant at higher bias voltage (when the amount of injected charge is larger), whereas the amplitude of the signal V_{ac}^{nl} is maximum at $V_{dc} = 0 \text{ V}$ and vanishes for V_{dc} well below the gap. The absence of non-equilibrium is consistent with the low transparency of our tunnel barriers ($T \approx 10^{-5}$) and with the fact that quasiparticles are injected with energies well below the superconducting gap. In contrast to quasiparticles occupying states above Δ , which may have very long relaxation times, quasiparticles with $E < \Delta$ decay very rapidly on the scale of \hbar/Δ .

Having established the absence of significant non-equilibrium effects, we conclude that the measured non-local voltage V_{ac}^{nl} is due to phase coherent elastic cotunneling and non-local AR. EC is predominant at low bias whereas non-local AR dominates at higher bias, where the sign of V_{ac}^{nl} is negative. That the effect is large and present in all samples (approximately 10 samples with $d=15\text{nm}$ and 50nm have been studied) demonstrates that the sign reverse in the non-local voltage is not just a sample-specific effect, as has been observed in InAs/Nb structures[20].

The measured temperature and magnetic field dependence of V_{ac}^{nl} (see Fig. 4) are consistent with this interpretation. V_{ac}^{nl} increases with lowering T similarly to what one would expect from the convolution of a thermally smeared Fermi distribution with an energy dependent transmission probability (and excluding the possibility that the signal is due to quasiparticle propagating above the gap). The signal is suppressed by a magnetic field applied parallel

to the superconducting layer at $B \simeq 0.5$ T, which is much smaller than the critical field of our S layer (higher than 6 T[22]). Since Δ is only slightly reduced (few percent) by such a field, we believe that the main effect of B is the breaking of time reversal symmetry for the electron-hole wave injected into the superconductor. Note, however, that at 0.5 T the magnetic flux enclosed by typical electron-hole trajectories in the superconductor (d is smaller than the magnetic penetration length in Nb for all samples) is only approximately $0.2 \times \phi_0$. Our observation of a non-local signal shows that the cancellation of the contribution to V_{ac}^{nl} due to non-local AR and EC does not occur in the samples investigated here. This cancellation was theoretically found in models that neglect the effect of Coulomb interaction[4], whereas calculations made for different systems in which interactions in the leads play a relevant role [5, 7, 9] did all predict the occurrence of visible effects. Since the effect of Coulomb interaction on electronic transport is visible in large-area tunnel junctions of size comparable to ours[21], we believe that Coulomb interaction may also be relevant here. A quantitative interpretation of our experimental results will require the analysis of theoretical models more sophisticated than those considered until now, which may have to address aspects of our samples that have not been considered so far (e.g. a gradient in the phase of the superconducting order parameter, or a small sub-gap density of states induced by the presence of the normal electrodes).

In conclusion, we have reported clear experimental evidence for the occurrence of non-local Andreev reflection and elastic cotunneling through a superconducting layer. Our results show that these processes are phase coherent and strongly depend on the energy of the injected electrons. These findings are relevant for recent theoretical proposals of quantum entangler devices that aim at injecting into two spatially separated normal metal leads the spin-entangled electrons forming a Cooper pair. In this context, the energy dependence of the probability for non-local Andreev reflection may provide a new way to control the output of these entanglers.

The authors acknowledge helpful discussions with Y. V. Nazarov and P. Samuelsson. This work was financially supported by NWO/FOM and by NOVA. The work of AFM is part of the NWO Vernieuwingsimpuls 2000 program.

-
- [1] A. F. Andreev, Sov. Phys. JETP **19**, 1228 (1964).
- [2] J. M. Byers and M. E. Flatté, Phys. Rev. Lett., **74** 306-309 (1995).
- [3] G. Deutscher and D. Feinberg, Appl. Phys. Lett., **76**, 487-489 (2000).
- [4] G. Falci, D. Feinberg, and F. W. J. Hekking, Europhys. Lett., **54**, (2) 255-261 (2001).
- [5] P. Recher, E. V. Sukhorukov and D. Loss, Phys. Rev. B, **63**, 165314 (2001).
- [6] N. M. Chtchelkatchev *et al.*, Phys. Rev. B, **66**, 161320 (2002).
- [7] C. Bena *et al.*, Phys. Rev. Lett., **89**, 037901 (2002).
- [8] P. Samuelsson, E. V. Sukhorukov and M. Buttiker, Phys. Rev. Lett., **91**, 157002 (2003).
- [9] P. Recher and D. Loss, Phys. Rev. Lett., **91**, 267003 (2003).
- [10] E. Prada and F. Sols, Eur. Phys. J. B, **40**, 379-396 (2004).
- [11] G. Bignon *et al.*, Europhys. Lett., **67**, 110-116 (2004).
- [12] D. Beckmann, H. B. Weber, and H. v. Lohneysen, Phys. Rev. Lett., **93**, 197003 (2004).
- [13] This is a central concept of all the theoretical work referred to above. For particularly detailed discussions see, e.g., Refs. 3,8, and 10.
- [14] G. Burkard, D. Loss and E. V. Sukhorukov, Phys. Rev. B, **61**, 16303 (2000).
- [15] M. Gurvitch, M.A. Washington and H. A. Huggins, Appl. Phys. Lett., **42**, 472-474 (1983).
- [16] Electrical transport and superconducting properties of very thin Nb layers similar to those used in the experiments discussed here have been thoroughly investigated in our group, in the context of research on superconducting bolometers: D. Wilms Floet *et al.*, Appl. Phys. Lett., **73**, 2826 (1998).
- [17] Y. V. Fominov and M. V. Feigel'man, Phys. Rev. B **63**, 094518 (2001).
- [18] N. G. Ptitsina *et al.*, Phys. Rev. B, **56**, 10089 (1997).
- [19] Nonequilibrium Superconductivity, edited by D. N. Langenberg and A. I. Larkin, North Holland, Amsterdam (1986).
- [20] S. G. den Hartog *et al.*, Phys. Rev. Lett., **76**, 4592 (1996).
- [21] F. Pierre *et al.*, Phys. Rev. Lett., **86**, 1590 (2001).
- [22] The presence of superconductivity for B up to 6 T is visible in the tunneling characteristics of J1 and J2.

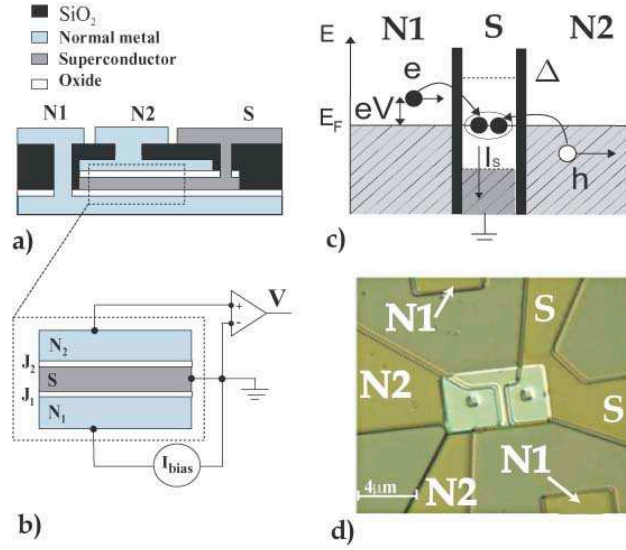


FIG. 1: a) Schematic cross-section of our sample (not to scale). Two normal electrodes (N1 and N2) are connected to a superconducting layer (S) via two tunnel barriers (J1 and J2), whose separation d is defined by the thickness of the superconducting layer. The concept of the measurement configuration is shown in b): current is injected through J1 and the non-local voltage is measured across J2. c) illustrates the non-local AR process: an incoming electron from N1 is transmitted as a hole into N2 while a Cooper pair condenses in S. d) Optical microscope image of one of our samples (top view). The rectangle in the center is where J1 and J2 are located; N1, N2 and S label the electrical contacts to the respective metallic layers.

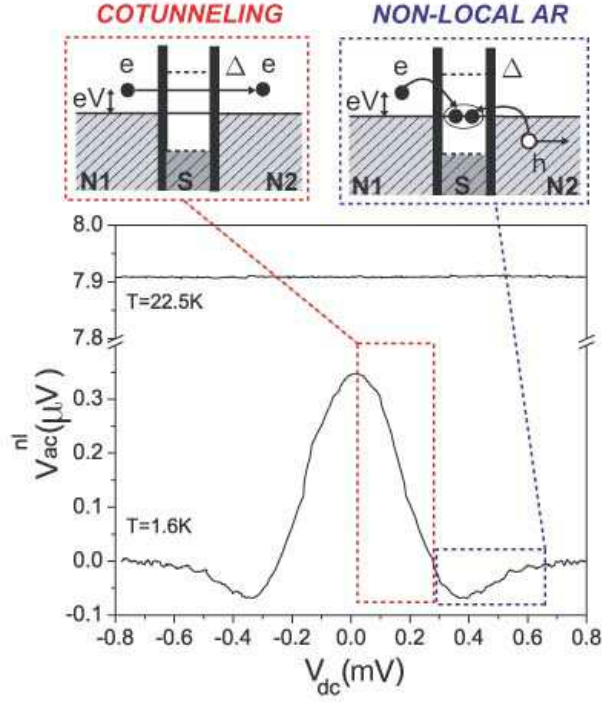


FIG. 2: The non-local voltage V_{ac}^{nl} measured across J2, on a device with a $d = 15$ nm thickness of the superconducting layer, for two different temperatures. The upper curve is measured at $T = 22.5$ K -well above T_c^S - and shows a bias-independent non-local voltage due to electrons. At 1.6 K (below T_c^S), the non-local voltage is much smaller and depends on the bias V_{dc} across J1. At low bias, V_{ac}^{nl} has the same sign measured in the normal state, indicating that elastic cotunnelling dominates. At higher bias, the sign of V_{ac}^{nl} is reversed, which indicates the occurrence of non-local AR.

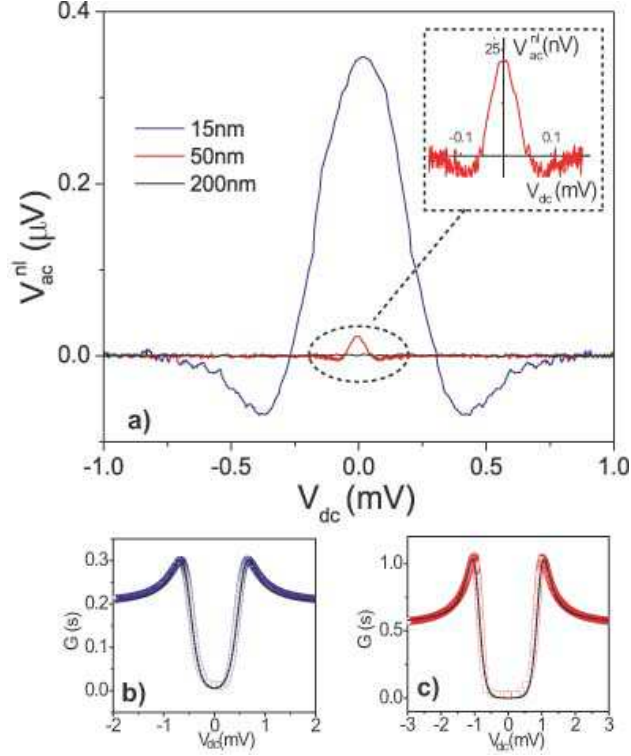


FIG. 3: (a) Non-local voltage V_{ac}^{nl} measured at $T = 1.6$ K on three samples with different thickness of the superconducting layer ($d = 15, 50, 200$ nm, with a normal state resistance of 4.8, 1.7, and 0.9 Ω respectively). Panels b) and c) show the tunnelling characteristics of junctions, measured in two devices with $d = 15$ and 50 nm respectively. The solid line is a fit based on the BCS density of states and shows that good agreement is found with $\Delta = 0.9$ and 1.45 mV for the two different thicknesses of the Nb layer[17]. The suppression of the gap in the $d = 15$ nm sample is typical of these thin superconducting films[16].

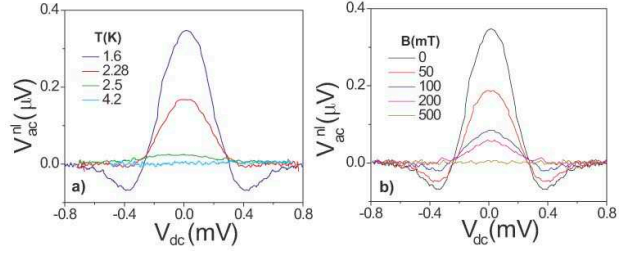


FIG. 4: (a) Temperature and (b) magnetic field dependence of the non-local voltage V_{ac}^{nl} measured as a function of V_{dc} , on a sample with $d = 15$ nm.