

Stability of negative and positive trions in quantum wires

B. Szafran,^{1,2} T. Chwiej,² F.M. Peeters,¹ S. Bednarek,² and J. Adamowski²

¹*Departement Fysica, Universiteit Antwerpen (Campus Drie Eiken),*

Universiteitsplein 1, B-2610 Antwerpen, Belgium

²*Faculty of Physics and Applied Computer Science,*

AGH University of Science and Technology, al. Mickiewicza 30, 30-059 Kraków, Poland

(Dated: November 14, 2018)

Binding energies of negative (X^-) and positive trions (X^+) in quantum wires are studied for strong quantum confinement of carriers which results in a numerical exactly solvable model. The relative electron and hole localization has a strong effect on the stability of trions. For equal hole and electron confinement, X^+ is more stable but a small imbalance of the particle localization towards a stronger hole localization e.g. due to its larger effective mass, leads to the interchange of X^- and X^+ recombination lines in the photoluminescent spectrum as was recently observed experimentally. In case of larger X^- stability, a magnetic field oriented parallel to the wire axis leads to a stronger increase of the X^+ binding energy resulting in a crossing of the X^+ and X^- lines.

PACS numbers: 68.65.La, 71.35.Pq

I. INTRODUCTION

Trions are charged exciton complexes formed when an electron or a hole is bound¹ to a neutral exciton (X). The binding energies of the complexes are very small in bulk, but they are substantially enhanced in structures of reduced dimensionality, i.e., in quantum wells^{2,3,4,5,6,7,8} and quantum wires.^{9,10,11}

Due to the larger effective mass of the hole, in bulk¹² as well as in strictly two-dimensional confinement³ the binding energy of positive trions (X^+) is larger than the negative trion (X^-) binding energy. However, in quantum wells the observed⁵ X^- and X^+ binding energies are nearly equal, which is explained^{4,5} by a stronger hole localization within the quantum well enhancing the hole-hole interaction. The magnetic field perpendicular to the plane of confinement enhances more strongly the X^- stability leading to a crossing of X^- and X^+ binding energies.^{13,14} For trions localized on a defect of the quantum well potential X^- can become more stable than X^+ even without the presence of an external magnetic field.¹⁵ The combined quantum well and defect confinement creates a three-dimensional potential similar to a quantum dot. In quantum dots the localization-related hole-hole interaction enhancement leads to the interchange of the order of the X^- and X^+ recombination lines in the photoluminescence (PL) spectrum already for quantum dot diameters as large as 24 donor Bohr radii.¹⁶ For smaller dots the X^+ line becomes even more energetic^{16,17} than the X line. In coupled dots^{17,18} this effect leads to the ground-state dissociation of X^+ ,^{17,18} for which the holes in the ground state occupy different dots.

The present work is motivated by a recent experimental study¹¹ of positive and negative exciton trions in V-groove GaAs/AlGaAs quantum wires. The negative trion was found to be distinctly more stable than X^+ (binding energies of X^- and X^+ were determined as 4.2 and 2.9 meV, respectively). Here, we indicate that the observed¹¹ order of X^- and X^+ energy lines may be a

consequence of modifications of the interactions due to a stronger hole confinement. In a previous theoretical study⁹ of trions in quantum wires X^+ was found to be more stable than X^- , which was obtained in the case of equal hole and electron confinement. A crossing of X^- and X^+ PL lines as functions of the wire width has previously been obtained in a quantum Monte-Carlo study¹⁰ of a quantum wire with a square well confinement potential. In this paper we focus on the effect due to different electron and hole localization leading to modifications of the effective inter-particle interactions. We study the correlations between electrons and holes and consider the effect of a magnetic field oriented parallel to the quantum wire. The study of the stability of the trions is performed as function of the electron and hole localization instead of dimensions of the wire. It has been demonstrated¹⁹ that in realistic quantum wires with strong confinement the binding energy of neutral excitons is governed by a size dependent parameter independent of the shape and composition of the wire.

The stronger hole localization results from its weak penetration into the barrier material due to its larger effective mass than the electron band mass. For the spillover of the electron wave function out of the quantum wire, recently observed in self-assembled InAs/InP quantum wires,²⁰ the ratio of the electron to hole localization can in principle be arbitrarily large.²⁰ However, in the following we show that even a *small* enhancement of the hole localization changes the order of the X^- and X^+ PL recombination lines.

For the purpose of the present study we apply the single band model for the hole and consider a harmonic oscillator confinement potential in the directions perpendicular to the wire, referred to as "lateral" in the following. The present model does not account for the interface between the wire and barrier materials, so the effective mass discontinuity and dielectric constant mismatch are neglected. These effects usually strengthen the electron-hole interaction and weaken the penetra-

tion of the wave functions into the barrier. They are however of a secondary importance for GaAs/AlGaAs,²¹ InAs/InP,²² and CdTe/ZnTe²³ quantum wires. Note that, the present modelling is inapplicable to the free-standing quantum wires, where the image charge effect is extremely strong.²⁴

We assume that the lateral confinement is strong, so that only the lowest subband for the electron and hole is occupied. This assumption allows for a reduction of the Schrödinger equation to an effective two-dimensional form. Usually the solution of the trion eigenequations is very challenging and requires extensive variational calculations^{2,3,4,6,7,12,16,17} or application of the quantum Monte Carlo methods.^{10,15} The present problem is unique in the sense that it allows for an exact inclusion of the interparticle correlations.

The paper is organized as follows: the next Section contains the theory, the results are given in Section III, the conclusion and summary are presented in Section IV.

II. THEORY

We adopt the donor units, i.e., donor Bohr radius $a_d = 4\pi\epsilon_0\epsilon\hbar^2/m_e e^2$ for the unit of length and twice the donor Rydberg $2R_d = \hbar^2/m_e a_d^2$ as the unit of the energy, where m_e is the band electron effective mass and ϵ is the dielectric constant. In these units, the Hamiltonian for a single electron in a quantum wire with harmonic oscillator lateral confinement has the form

$$H_e = -\frac{1}{2}\frac{\partial^2}{\partial z_e^2} + H_e^l, \quad (1)$$

with the lateral Hamiltonian

$$H_e^l = -\frac{1}{2}\left(\frac{\partial^2}{\partial x_e^2} + \frac{\partial^2}{\partial y_e^2}\right) + \frac{1}{2l_e^4}(x_e^2 + y_e^2), \quad (2)$$

where l_e is the length of the harmonic oscillator confinement for the electron. The ground-state wave function of the Hamiltonian (2) is $\Psi_e = \exp[-(x^2 + y^2)/2l_e^2]/l_e\sqrt{\pi}$ with the energy eigenvalue $E_e = 1/l_e^2$. In the adopted single-band approximation the hole ground-state wave function (Ψ_h) of the lateral confinement has the form of Ψ_e but with l_h - the harmonic oscillator length for the hole instead of l_e , and the energy is $E_h = 1/\sigma l_h^2$, where $\sigma = m_h/m_e$ is the hole to electron effective mass ratio, or, in other words, the hole mass in the donor units. The negative trion Hamiltonian can be written as

$$H_- = H_{e1} + H_{e2} + H_h - \frac{1}{r_{e1h}} - \frac{1}{r_{e2h}} + \frac{1}{r_{12}}, \quad (3)$$

where r_{e1h} (r_{e2h}) is the distance between the first (second) electron and the hole and r_{12} is the electron-electron distance. We assume that the lateral confinement is sufficiently large that the trion wave function can be effectively separated into a product

$$\psi(\mathbf{r}_{e1}, \mathbf{r}_{e2}, \mathbf{r}_h) = \Psi(x_{e1}, y_{e1})\Psi(x_{e2}, y_{e2})\Psi(x_h, y_h) \times \chi_-(z_{e1}, z_{e2}, z_h), \quad (4)$$

where χ_- is the negative trion wave function of the motion along the wire. The Hamiltonian (3) integrated over the lateral degrees of freedom with the wave function (4) produces the effective trion Hamiltonian:

$$H_-^{\text{ef}} = -\frac{1}{2}\left(\frac{\partial^2}{\partial z_{e1}^2} + \frac{\partial^2}{\partial z_{e2}^2}\right) - \frac{1}{2\sigma}\frac{\partial^2}{\partial z_h^2} + V^{\text{ef}}(l_e; z_{e1} - z_{e2}) - V^{\text{ef}}(l_{eh}; z_{e1} - z_h) - V^{\text{ef}}(l_{eh}; z_{e2} - z_h), \quad (5)$$

with $l_{eh} = \sqrt{(l_e^2 + l_h^2)/2}$ and the effective interaction potential^{9,25}

$$V^{\text{ef}}(l; z) = (\pi/2)^{1/2} \text{erfc}(|z|/\sqrt{2}l) \exp(z^2/2l^2)/l, \quad (6)$$

which is finite at the origin ($V^{\text{ef}}(l; 0) = 1/l$) and approaches the $1/z$ asymptotic at large z . Hamiltonian (5) is written with respect to the sum of the ground-state energies of noninteracting two electrons and one hole. Therefore, the absolute value of the (negative) energy of a bound state is interpreted as the energy needed to separate all the particles away from one another. Introducing the center-of-mass coordinate $Z = (z_{e1} + z_{e2} + \sigma z_h)/(2 + \sigma)$ one obtains $H_-^{\text{ef}} = -\frac{1}{2M}\frac{\partial^2}{\partial Z^2} + H_-^{\text{rel}}$, where $M = 2 + \sigma$ is the negative trion mass and H^{rel} is the relative motion Hamiltonian

$$H_-^{\text{rel}} = -\frac{1}{2\mu}\left(\frac{\partial^2}{\partial z_{h1}^2} + \frac{\partial^2}{\partial z_{h2}^2}\right) - \frac{1}{\sigma}\frac{\partial^2}{\partial z_{h1}\partial z_{h2}} + V^{\text{ef}}(l_e; z_{h1} - z_{h2}) - V^{\text{ef}}(l_{eh}; z_{h1}) - V^{\text{ef}}(l_{eh}; z_{h2}), \quad (7)$$

with the reduced mass of an electron-hole pair $\mu = \sigma/(1 + \sigma)$, and the coordinates of the relative electron-hole positions $z_{h1} = z_h - z_{e1}$ and $z_{h2} = z_h - z_{e2}$. In these coordinates the inter-electron distance along the length of the wire is $z_{12} = |z_{h1} - z_{h2}|$. The wave function χ_- is separable into a product of the center of mass and relative wave function $\chi_-(z_{e1}, z_{e2}, z_h) = \chi_{CM}(Z)\chi(z_{h1}, z_{h2})$.

The corresponding relative Hamiltonian for the positive trion has the following form:

$$H_+^{\text{rel}} = -\frac{1}{2\mu}\left(\frac{\partial^2}{\partial z_{h1}^2} + \frac{\partial^2}{\partial z_{h2}^2}\right) - \frac{\partial^2}{\partial z_{h1}\partial z_{h2}} + V^{\text{ef}}(l_h; z_{h1} - z_{h2}) - V^{\text{ef}}(l_{eh}; z_{h1}) - V^{\text{ef}}(l_{eh}; z_{h2}), \quad (8)$$

with z_{h1} , z_{h2} standing here for the relative position coordinates of the first and second hole with respect to the electron position. The reference energy for the Hamiltonian (8) is the energy of the dissociated complex, i.e., $2E_h + E_e$.

In the following we consider also the exciton for which the effective Hamiltonian written with respect to the energy of a dissociated electron and hole pair reads

$$H^X = -\frac{1}{2\mu}\frac{\partial^2}{\partial z_{eh}^2} - V^{\text{ef}}(l_{eh}; z_{eh}). \quad (9)$$

The lowest eigenvalue of this Hamiltonian is equal to minus the exciton binding energy ($-E_B^X$). On the other hand the difference between $-E_B^X$ and the eigenvalues of trion Hamiltonians (7,8) is equal to the trion binding energies ($E_B^{X^-}$, $E_B^{X^+}$) with respect to dissociation into an exciton and a free electron (for X^-) or a hole (for X^+). Trion binding energies are equal to the red-shift of the trion recombination lines with respect to the exciton line in the PL spectrum.

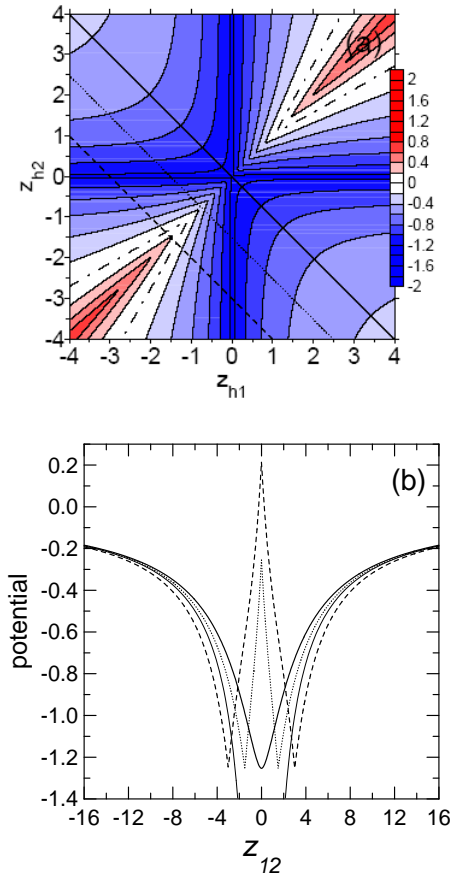


FIG. 1: (a) [color online] Contour plot of the interaction potential $V = V^{\text{ef}}(L; z_{h1} - z_{h2}) - V^{\text{ef}}(L; z_{h1}) - V^{\text{ef}}(L; z_{h2})$ as function of the interparticle distances with lateral confinement length $L = l_e = l_h = 1$. Distances and energies are given in donor units. The dashed-dotted line corresponds to $V = 0$. (b) The interaction potential plotted for $L = 1$ along the lines $z_{h2} = -z_{h1}$, $z_{h2} = -z_{h1} - 1.5$, and $z_{h2} = -z_{h1} - 3$ marked in (a) with (thick) solid, dotted and dashed lines respectively, as function of the interelectron (X^-) or interhole (X^+) distance $z_{12} = z_{h1} - z_{h2}$. Thin solid line shows the $-3/|z_{12}|$ asymptotic.

We solve the relative Hamiltonian eigenequations using the imaginary time technique²⁶ on a two-dimensional grid with a finite-difference approach. We use 201 points in both z_{h1} and z_{h2} directions. The size of the computational box in both directions is chosen "self-consistently" to be 12 times larger than the average distance between the particles of the same charge defined as $<$

$$(z_{h1} - z_{h2}) >^{1/2}.$$

In the present calculations we assumed harmonic oscillator lateral confinement which allows us to simplify the problem considerably because of the availability of analytical formula^{9,25} for the effective one-dimensional interaction. The confinement lengths l_e and l_h parametrize the strength of the particle localization. Since the single-particle energies cancel in the calculation of the trion binding energies, the applicability of the present results is wider. In fact the present results can be used for any form of the lateral confinement (which does not even have to be cylindrically symmetric) as long as it produces the same effective interaction potential. For instance the electron-electron interaction potential for $l_e = 2.95$ and 6 nm is very well (i.e. with a precision better than 2%) reproduced for a GaAs quantum well confinement of depth 320 meV and diameters 9.6 nm and 22.8 nm respectively. For elliptical harmonic oscillator confinement with different oscillator lengths in x and y directions (l_x and l_y , respectively) we cannot give a closed analytical formula for the effective interaction potential. Nevertheless, we have found via a numerical integration that the interaction potential between two electrons in an elliptical wire can be surprisingly well reproduced by formula (6) for a circular wire with an effective $l = (l_x + l_y)/2$. The numerically calculated deviation between the two potentials is not larger than 2% for any interelectron distance. The essential assumption of the present model therefore does not rely on the form of the lateral confinement but on its strength, which has to be large enough to prevent the Coulomb interactions from deforming the lateral wave functions. The applied assumption of the frozen lateral degrees of freedom for the electron and the hole is applicable for the exciton binding energy when $l_e < a_d$ and $l_h < a_d$. This condition guarantees that the length of the lateral confinement of the carriers is smaller than the bulk exciton radius, and that the sum of the lateral confinement energies for the electron and the hole are at least two times larger than the exciton binding energy in bulk. For trions the applied approximation is better justified and the conditions are less stringent because the trions have a larger size and have smaller binding energies than the exciton.

III. RESULTS

We start the presentation of our results by discussing the properties of trions in quantum wires with equal lateral confinement for the electron and the hole (subsection III.A), and then in subsection III.B we show the effect of different confinements for the stability of X^+ and X^- trions. Subsection III.C describes the effect of the magnetic field oriented parallel to the axis of the wire.

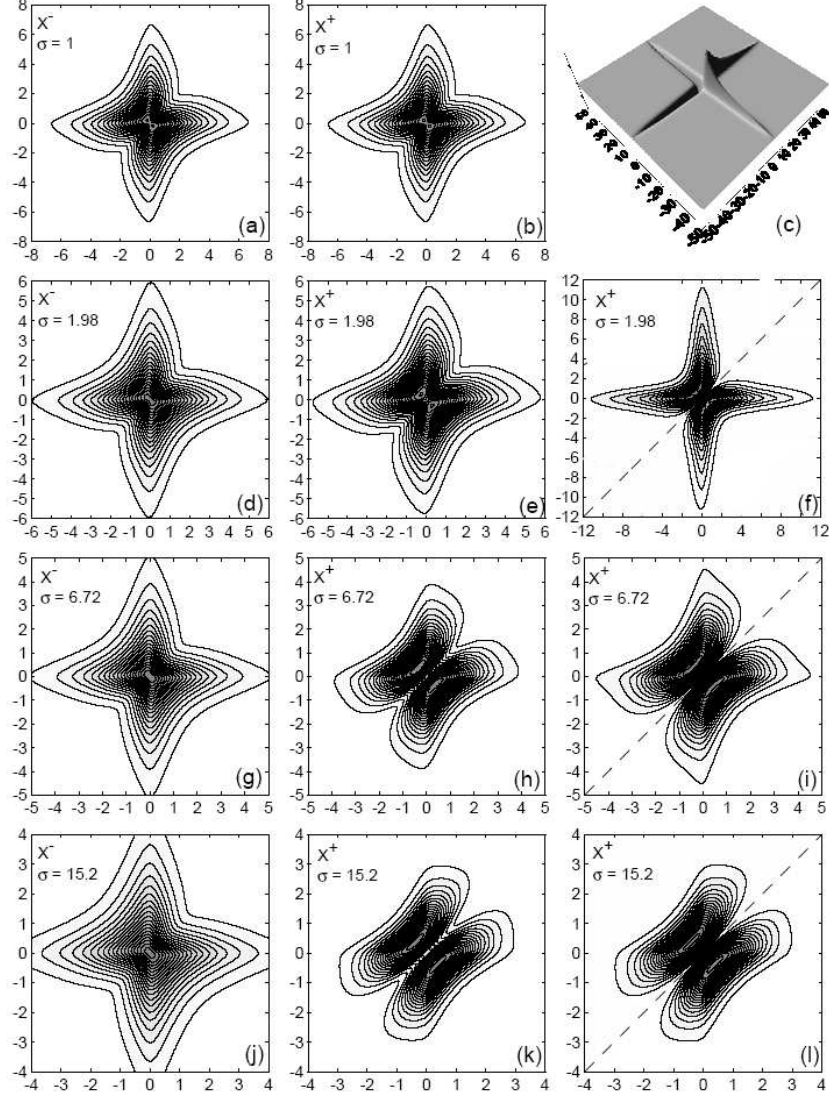


FIG. 2: Wave functions for negative (a,d,g,j) and positive (b,c,e,f,h,i,k,l) trions for $l_e = l_h = L = 0.2$ in z_{h1} and z_{h2} coordinates (horizontal and vertical axis, respectively) for different values of the mass ratio σ . Plots (c,f,i,l) show the wave functions of the excited X^+ state antisymmetric with respect to the interchange of the holes. The dashed line in (f,i,l) shows the node of the wave functions. Plot (c) corresponds to an unbound state, for other plots the computational box is larger than the fragment displayed and the states are bound.

A. Identical electron and hole lateral confinement

For equal electron and hole lateral confinement ($l_e = l_h = L$) the electron-electron, the hole-hole, and the electron-hole interactions have the same form. The total interaction potential, identical for both types of trions, is plotted in Fig. 1 (a) as function of z_{h1} and z_{h2} for $L = 1$. The regions of positive (negative) potentials are

plotted with red (blue) colors. Zero of the interaction potential is marked with a dash-dotted line. The interaction potential is minimal along the lines $z_{h1} = 0$ and $z_{h2} = 0$ at which one of the two electrons and the hole are in the same position (for X^-) or the position of one of the holes coincides with the electron position (for X^+). The potential is maximal along the diagonal $z_{h1} = z_{h2}$ at which the two particles of the same charge are localized in the same point along the wire length. Fig. 1(b) shows

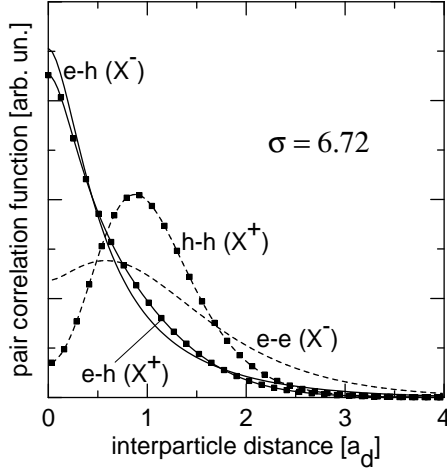


FIG. 3: Electron-hole (solid lines), electron-electron, hole-hole (dashed lines) pair correlation functions plots for X^- and X^+ (lines marked by black squares) at $\sigma = 6.72$ and $l_e = l_h = 0.2$.

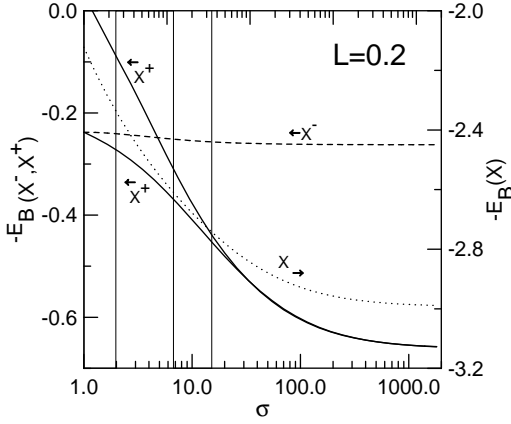


FIG. 4: Binding energies of the negative (dashed lines) and positive trion (solid lines) states for $L = 0.2$ as function of the mass ratio σ . Higher solid curve corresponds to the X^+ state antisymmetric with respect to the interchange of electrons and holes, i.e. it is the first excited state. Thin vertical lines show the values of $\sigma = 1, 1.98, 6.72$ and 15.2 . Dotted curve, referred to the right axis, shows the exciton ground-state eigenvalue. Energies and lengths are in donor units.

the cross-sections of the interaction potential along the three straight lines in Fig. 1(a) as function of the inter-electron (X^-) or interhole (X^+) distance z_{12} . On the antidiagonal the interaction has the form of a triangular potential well [cf. solid line in Fig. 1(b)]. Moving along the antidiagonal is equivalent to interchange the position of the two particles of the same charge with fixed position of the third particle of the opposite charge. Along the paths plotted with dotted and dashed lines in Fig. 1(a), which are shifted below the antidiagonal, the potential has the form of a double potential well [see Fig. 1(b)] with a barrier near the diagonal resulting from the

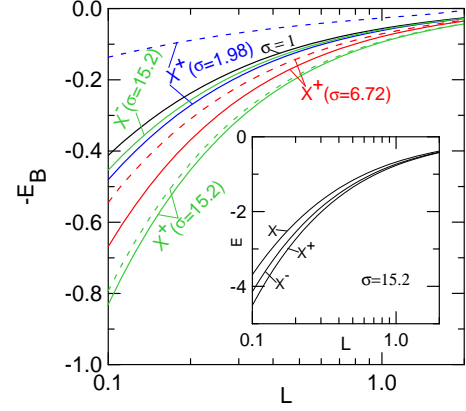


FIG. 5: [color online] Binding energies of the trions as functions of the length of the lateral confinement. Lines for $\sigma = 1, 1.98, 6.72$ and 15.2 plotted with black, blue, red, and green colors, respectively. For $\sigma = 1$ binding energies of X^- and X^+ are equal. The dashed lines are the energies of the excited X^+ states antisymmetric with respect to the interchange of the holes (X^- does not possess a bound excited state for $\sigma > 1$). Lines for X^- at $\sigma = 1.98$ and 6.72 have been omitted for clarity - they are situated between the $\sigma = 1$ line and $\sigma = 15.2$ line for X^- (see Fig. 4). Inset: energy eigenvalues for neutral exciton and charged trions for $\sigma = 15.2$. Energies and lengths are given in donor units.

repulsion of the equally charged particles. For large z_{12} the potential approaches $-3/z_{12}$ asymptotically which is shown by the this solid line in Fig. 1(b).

Contour plots of the wave function of the negative and positive trions calculated for different effective mass ratios are plotted in Fig. 2 for $L = 0.2$. For $l_e = l_h$ the negative and positive trion relative Hamiltonians (7) and (8) differ only by the factor standing in front of the mixed derivative ($1/\sigma$ for X^- and 1 for X^+). The ground-state wave function for $\sigma = 1$ is the same for both trions [cf. Figs. 2(a,b)]. The first excited state of X^+ , which is antisymmetric with respect to the interchange of the holes is unbound. Its wave function calculated for the size of the computational box 100×100 (in donor Bohr radius units) is plotted in Fig. 2(c). For the unbound state no computational box is large enough (i.e. the wave function vanishes only at the ends of the computational box). The wave function is nonzero only near both axis. One of the holes stays at the position of the electron and the other strives to be as far as possible from the other two particles.

Results for $\sigma = 1.98$ plotted in Figs. 2(d-f) correspond to CdTe material parameters ($m_h = 0.19m_0$, $m_e = 0.096m_0$) with the donor units $a_d = 5.4$ nm and $2R_d = 27.6$ meV. The probability density maximum for $\sigma = 1$ is split into two extrema at the antidiagonal of the plots [cf. Figs. 2(a-b)]. For $\sigma > 1$ these two extrema merge into a single one for X^- [see Fig. 2(d)] and for X^+ they become more distinctly separated [see Fig. 2(e)] and the excited state for X^+ becomes bound [cf. Fig. 2(f)].

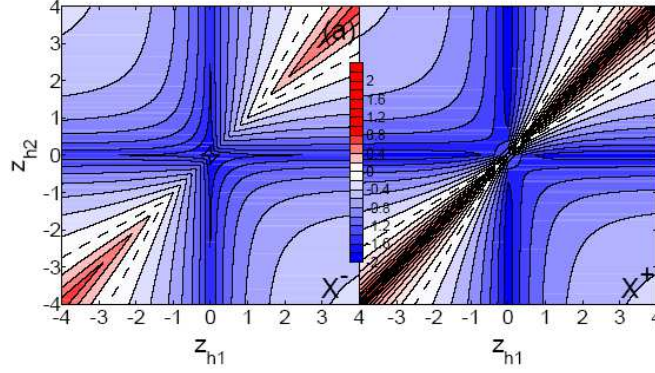


FIG. 6: [color online] Contour plot of the interaction potential for (a) negative trion $V = V^{\text{ef}}(l_e; z_{h1} - z_{h2}) - V^{\text{ef}}(l_{eh}; z_{h1}) - V^{\text{ef}}(l_{eh}; z_{h2})$ and (b) positive trion $V = V^{\text{ef}}(l_h; z_{h1} - z_{h2}) - V^{\text{ef}}(l_{eh}; z_{h1}) - V^{\text{ef}}(l_{eh}; z_{h2})$ as function of the interparticle distances for the lateral confinement lengths $l_e = 1$ and $l_h = 0.5$. Distances and energies are given in donor units.

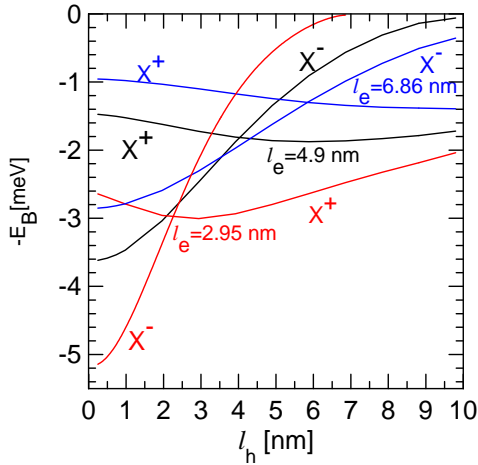


FIG. 7: [color online] Shifts of the trion recombination PL lines with respect to the PL exciton line as function of the hole confinement length (l_h) for GaAs. Different values of the electron confinement length are plotted with different colors.

Figs. 2(g-i) and 2(j-l) for $\sigma = 6.7$ and $\sigma = 15.2$ correspond to GaAs ($m_h = 0.45m_0$, $m_e = 0.067m_0$, $2R_d = 11.9$ meV, $a_d = 9.8$ nm) and InAs ($m_h = 0.41m_0$, $m_e = 0.027m_0$, $2R_d = 3.2$ meV and $a_d = 29.7$ nm) material parameters, respectively. Increasing σ has an opposite effect on the X^- and X^+ wave functions. For the negative (positive) trion the local minimum along the diagonal $z_{h1} = z_{h2}$ is less (more) pronounced. The wave function evolution with σ is related to the tunnelling of the particles of the same charge via the potential barrier presented in Fig. 1(b). The electrons in X^- with light effective masses tunnel easily through the diagonal barrier due to the interelectron repulsion. On the other hand the diagonal barrier is effectively much larger for the heavy-mass holes which prevents its penetration at large σ which leads to the appearance of the characteristic max-

ima elongated along the diagonal in Figs. 2(e,h,k).

The correlation between the particles in the complexes is more clearly visible in the pair correlation functions plotted in Fig. 3. The electron-hole correlation function is calculated as $f_{eh}(z) = \int dz_{h1} dz_{h2} |\chi(z_{h1}, z_{h2})|^2 \delta(z - z_{h1})$ and the hole-hole (for X^+), and electron-electron (for X^-) as $f_{same}(z) = \int dz_{h1} dz_{h2} |\chi(z_{h1}, z_{h2})|^2 \delta[z - (z_{h1} - z_{h2})]$. The Coulomb hole in the hole-hole correlation in X^+ is much larger than for electrons in X^- but at the expense of slightly weaker electron-hole localization.

The binding energies of the exciton and the trions for $L = 0.2$ are plotted as functions of σ in Fig. 4. All the binding energies are increasing functions of σ . In bulk the first excited state of the positive trion is antisymmetric with respect to the hole interchange,²⁷ possess the P symmetry and is bound for $\sigma > 4.2$. The critical value of the mass ratio is much smaller for quasi 1D confinement.⁹ Here, for $L = 0.2$ the excited X^+ state is bound for $\sigma > 1.2$ (see Fig. 3). For quasi 1D confinement the lowest excited state has the S symmetry with respect to the axis of the wire but is of odd spatial parity, i.e., it is antisymmetric with respect to simultaneous change of sign of all the z coordinates (see Fig. 2). The ground-state of X^+ becomes degenerate with respect to the symmetry of the wave function, i.e., the hole interchange, for large σ for which tunnelling through the diagonal potential barrier (cf. Fig. 1) disappears. At large σ also the probability density of the excited X^+ level becomes identical to the ground-state probability density (cf. Fig. 2). X^- does not possess a bound excited state for $\sigma > 1$.

The inset to Fig. 5 shows the ground-state energy for $\sigma = 15.2$ as function of the lateral confinement length. In the $L = 0$ limit the average interparticle distances decrease to zero and the energies diverge to minus infinity. This is a consequence of the Coulomb interaction singularity in one dimension.²⁸ The main part of Fig. 5 shows the shifts of the trion PL lines with respect to the exciton line (calculated as the difference of the eigenvalues

presented in the inset) for different values of σ . It turns out that the binding energies have a power law dependence on L , i.e. L^{-q} , for the X^- and X^+ ground state presented in this figure q changes from 0.83 ($\sigma = 1$) to 0.91 (X^+ for $\sigma = 15.2$).

B. Effect of different electron and hole lateral confinement

Let us now consider the interaction potential for stronger hole confinement. Figs. 6(a) and (b) show the interaction potentials for $l_e = 1$ as in Fig. 1 but for smaller $l_h = 0.5$. For both the negative [cf. Fig. 6(a)] and the positive trion [cf. Fig. 6(b)] the potential minima at $z_{h1} = 0$ and $z_{h2} = 0$ become deeper with respect to the $l_e = l_h$ case presented in Fig. 1. For X^- the electron-electron interaction (the diagonal potential barrier) is not affected by the change of l_h [compare Fig. 1 and Fig. 6(a)]. On the other hand the hole-hole repulsive interaction for X^+ is strongly increased.

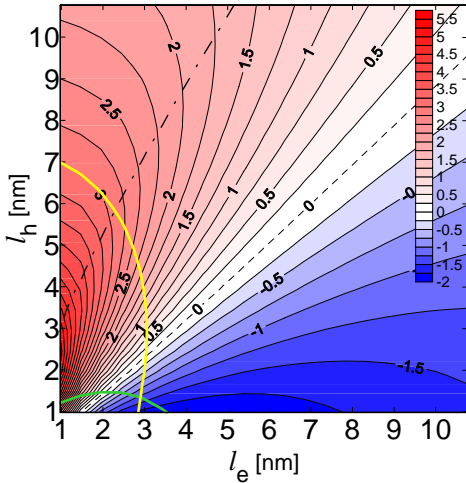


FIG. 8: [color online] Difference of the positive and negative trion binding energies (in meV) as function of the electron and hole confinement lengths for GaAs material parameters. Blue (red) regions correspond to more stable negative (positive) trion. Above the dashed-dotted line the negative trion is unbound. The green line corresponds to $E_B(X^-) = 4.2$ meV and the yellow line to $E_B(X^+) = 2.9$ meV.

The effect of the hole localization on the trion binding energies is plotted in Fig. 7 for GaAs material parameters and fixed values of the electron lateral confinement. Consistently with the results of section III.A for $l_e = l_h$ the positive trion is more stable than the negative trion. A decrease of l_h below the value of l_e results in the interchange of the X^- and X^+ energy lines.²⁹ This is due to the enhanced hole-hole interaction shown in Fig. 6 (b). The negative trion binding energy is a monotonous function of the hole confinement length, the larger l_h the smaller is the electron-hole interaction stabilizing X^- .

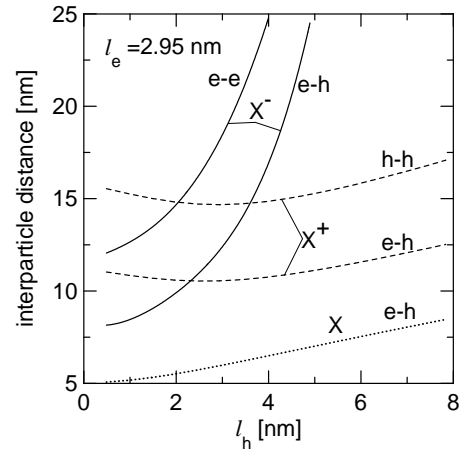


FIG. 9: Interparticle distances for the negative (solid lines) and positive trions (dashed lines) and for the exciton (dotted line) for GaAs material parameters and $l_e = 2.95$ nm. (e-e), (e-h), and (h-h) stand for the electron-electron, the electron-hole and the hole-hole distance.

The situation is more complex for X^+ , since with increasing l_h also the destabilizing hole-hole interaction decreases. As a consequence the positive trion binding energy possesses a maximum as function of l_h .

The difference of the positive and negative trion binding energies is plotted in Fig. 8. Both the trions are equally stable for $l_h = 0.92l_e - 0.38$ nm. For l_h larger (smaller) than $0.92l_e - 0.38$ nm X^+ is more (less) stable than X^- . The maximum of the X^+ binding energy presented in Fig. 7 follows a path that is nearly linear for $l_e > 2$ nm and is approximately parametrized by $l_h = 1.62l_e - 1.98$ nm. For the points at the left of the dash-dotted line the electron-hole attractive interaction stabilizing the trion is so weak with respect to the electron-electron repulsive interaction destabilizing the complex that the negative trion stops to be bound (see also the line for X^- at $l_e = 2.95$ nm in Fig. 7). The absence of the negative trion binding requires a substantially weaker hole localization than the localization of the electron which is rather impossible to obtain in the presently produced quantum wires and would require the valence band offset between the wire and the matrix to be much smaller than the conduction band offset. Moreover, the present modelling based on the assumption that the lateral wave functions are not affected by the interaction is likely to fail since the hole wave function is very likely to become more localized due to the attraction by strongly confined electrons.

The fit of the calculated X^- and X^+ binding energies to the experimental data is obtained at the crossing of the green and yellow lines, i.e., for $l_e = 2.95$ nm and $l_h = 1.3$ nm. The obtained fit corresponds to realistic values which give a general idea on the particle localization in the wire (the measurements¹¹ were performed on a V-groove GaAs/AlGaAs quantum wire with a thickness of the GaAs crescent of 3 nm at the center). Obviously, a

more realistic model is required to extract details of the confinement from the experimental data.

The dependence of the size of the trion, i.e., the interparticle distance as function of the hole confinement length, is shown in Fig. 9 for $l_e = 2.95$ nm. The electron-hole distance for the trions and the exciton have been calculated as $\sqrt{\langle z_{h1}^2 \rangle}$, and $\sqrt{\langle z_{eh}^2 \rangle}$, respectively. The hole-hole distance for X^+ and the electron-electron distance for X^- are determined as $\sqrt{\langle (z_{h1} - z_{h2})^2 \rangle}$. The size of the exciton increases as l_h increases which is due to the reduced value of the electron-hole interaction. Much stronger dependence on l_h is observed for X^- , which becomes unbound for $l_h > 7$ nm [cf. Fig. 7]. The dependence of the X^+ size on the hole confinement is non-monotonous. The positively charged complex has the smallest size near $l_h = 3$ nm when it is the most strongly bound [cf. Fig. 7]. For $l_h = l_e = 2.95$ nm the order of the interparticle distances in the two complexes is the same as in two-dimensional quantum wells (compare Fig. 4 of Ref. [13]). In spite of the fact that the probability of finding both holes in X^+ in the same position is much smaller than for electrons in X^- (cf. Fig. 3) the longer tail of the electron-electron correlation function results in a larger electron-electron distance than hole-hole distance.

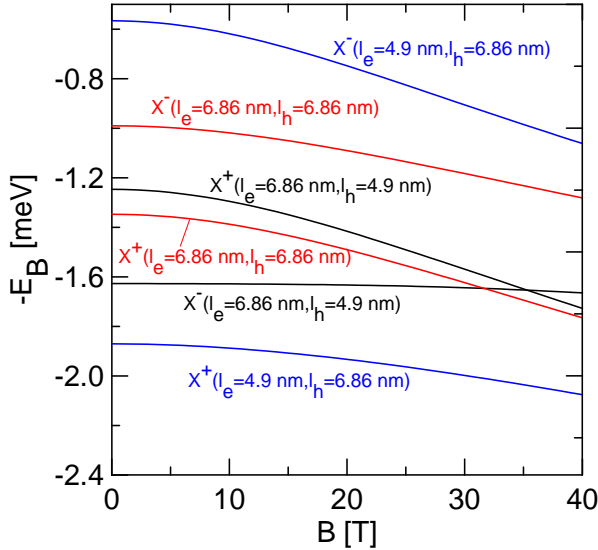


FIG. 10: [color online] Magnetic field dependence of the trion binding energies in GaAs for different values of the electron and hole oscillator lengths.

C. Magnetic field parallel to the wire

In the present approach it is straightforward to include a magnetic field oriented parallel to the axis of the wire. It simply scales down the electron and hole oscillator lengths according to the formula $l(B) = (1/l^4(0) + 1/l_c^4)^{-1/4}$, where $l_c = \sqrt{2\hbar/eB}$ is the magnetic field

length ($l_c = 36.28/\sqrt{B}$ nm \sqrt{T}). Since $l(B)$ for high magnetic fields decreases to l_c , the magnetic field tends to equalize the electron and hole localization. The binding energy of the trions can be obtained following paths of $(l_h(B), l_e(B))$ on Fig. (8). The modification of the binding energies of the trions by the magnetic field is presented in Fig. 10 for different oscillator lengths. In a magnetic field of 40 T, $l(B=0) = 4.9$ nm is decreased to $l(B=40T) = 4.4$ nm and $l(B=0) = 6.86$ nm to $l(B=40T) = 5.19$ nm. For $l_e = l_h = 6.86$ nm (see the red curves in Fig. 10) the magnetic field decreases the length of confinement exactly as in the case presented in Fig. 5. In the more realistic case of stronger hole confinement, i.e., for $l_e = 6.86$ nm and $l_h = 4.9$ nm (see the black lines in Fig. 10) the magnetic field increases the binding energy of the positive trion more strongly. This is because the magnetic field more strongly affects the larger l_e value than the smaller hole localization length l_h which increases the electron-hole interaction more strongly than the repulsive hole-hole potential. For X^- the effect of the increased electron-hole interaction is nearly cancelled by the increase of the electron-electron potential value. Near 35 T a crossing of the black lines is observed, which corresponds to passing from the "blue" to the "red" region on the phase diagram of Fig. 8. This crossing is qualitatively opposite to the one obtained for two-dimensional quantum wells,¹³ in which a small magnetic field (around 1 T) increased the X^- stability over the X^+ binding energy. In quantum wells the magnetic-field related increase of the single-particle energy is smaller for electrons and holes bound in the trion complex than for the lowest Landau level in the final state of the free electron and hole after the trion dissociation. The crossing of the binding energies observed in quantum wires¹³ is therefore at least partially due to the stronger dependence of the electron lowest Landau level – note an almost linear magnetic field dependence of the trion binding energies in Fig. 2 of Ref. [13]. In the present calculations the free electron and the free hole are strongly localized in the plane perpendicular to the field and the single-particle magnetic field effects cancel due to the assumption of the frozen-lateral degrees of freedom, so that the crossing is entirely due to the modified effective inter-particle interactions.

In the case of stronger electron confinement ($l_e = 4.9$ nm, $l_h = 6.86$ nm – the blue lines in Fig. 10) the situation is just opposite, the X^- is less strongly bound and the magnetic field acts more strongly on the negative trion decreasing the binding energy difference according to the mechanism described above. However, for the electron confinement equal or stronger than the hole confinement, the magnetic field does not lead to crossing of the trion energy lines and X^+ is more stable for any magnetic field.

IV. SUMMARY AND CONCLUSIONS

We studied the properties of the negative and positive trions in quantum wires with strong lateral confinement using the approximation of the lowest subband occupancy which allows for a numerically exact solution of the multi-particle Schrödinger equation. We investigated the relative stability of the positive and negative trions with respect to the dissociation into an exciton and a free carrier for different electron and hole confinement. We found that the order of the negative and positive trion PL lines is interchanged when the lateral confinement of the hole is stronger than the one for the electron. In a GaAs quantum wire with $l_e = 5$ nm we predict that when l_h is 20% smaller the positive and negative trion recombination lines interchange. The change in the order is due to modification of the effective interactions in the trion complexes. The present results provide an explanation

for the recently experimentally observed larger stability of the negative trion in quantum wires.¹¹ We predict that for larger X^- stability due to stronger hole confinement the magnetic field oriented parallel to the axis will tend to interchange the order of the X^+ and X^- energy lines.

Acknowledgments This paper was supported by the Flemish Science Foundation (FWO-VI), the Belgian Science Policy, the University of Antwerpen (VIS and GOA), the EU-NoE SANDiE and by the Polish Ministry of Scientific Research and Information Technology within the solicited grant PBZ-MEN-MIN-008/P03/2003. B.S. is supported by the EC Marie Curie IEF project MEIF-CT-2004-500157. We are thankful for Daniel Oberli, Bart Partoens and Yosip Sidor for helpful discussions.

-
- ¹ M.A. Lampert, Phys. Rev. Lett. **1**, 450 (1958).
 - ² B. Stébé and A. Ainane, Superlattices Microstruct. **5**, 545 (1989)
 - ³ C. Riva and F.M. Peeters, Phys. Rev. B **61**, 13873 (2000).
 - ⁴ B. Stébé, A. Moradi, and F. Dujardin, Phys. Rev. B **61**, 7231 (2000).
 - ⁵ S. Glasberg, G. Finkelstein, H. Shtrikman, and I. Bar-Joseph, Phys. Rev. B **59**, R10425 (1999).
 - ⁶ A. Wójs and P. Hawrylak, Phys. Rev. B **51**, 10 880 (1995).
 - ⁷ D.M. Whittaker and A.J. Shields, Phys. Rev. B **56**, 15185 (1997).
 - ⁸ J.R. Chapman, N.F. Johnson, and V. Nikos Nicopoulos, Phys. Rev. B **55**, R10221 (1997).
 - ⁹ A. Esser, R. Zimmermann, and E. Runge, Phys. Stat. Sol. (b) **227**, 317 (2001).
 - ¹⁰ T. Tsuchiya, Int. J. Mod. Phys. B **15**, 3985 (2001).
 - ¹¹ T. Otterburg, D.Y. Oberli, M.-A. Dupertois, N. Moret, E. Pelucchi, B. Dwir, K. Leifer, and E. Kapon, (2004) cond-mat/0410050.
 - ¹² B. Stébé and G. Munschy, Solid State Commun. **17**, 1051 (1975)
 - ¹³ C. Riva, F.M. Peeters and K. Varga, Phys. Rev. B **64**, 235301 (2001).
 - ¹⁴ G. Yusa, H. Shtrikman, and I. Bar-Joseph, Phys. Rev. Lett. **87**, 216402 (2001).
 - ¹⁵ A. V. Filinov, C. Riva, F. M. Peeters, Yu. E. Lozovik, and M. Bonitz, Phys. Rev. B **70**, 035323 (2004).
 - ¹⁶ B. Szafran, B. Stébé, J. Adamowski, and S. Bednarek, J. Phys.: Condens. Mat. **12**, 2453 (2000).
 - ¹⁷ B. Szafran, B. Stébé, J. Adamowski, and S. Bednarek, Phys. Rev. B **66**, 165331 (2002).
 - ¹⁸ D. Bellucci, F. Troiani, G. Goldoni, and E. Molinari, Phys. Rev. B **70**, 205332 (2004).
 - ¹⁹ F. Rossi, G. Goldoni, and E. Molinari, Phys. Rev. Lett. **78**, 3257 (1997).
 - ²⁰ J. Maes, M. Hayne, Y. Sidor, B. Partoens, F. M. Peeters, Y. González, L. González, D. Fuster, J. M. Garca, and V. V. Moshchalkov, Phys. Rev. B **70**, 155311 (2004).
 - ²¹ A. Gustafsson, F. Reinhardt, G. Biasiol, and E. Kapon Appl. Phys. Lett. **67**, 3673 (1995).
 - ²² L. González, J. M. García, R. García, F. Briones, J. Martínez-Pastor, and C. Ballesteros, Appl. Phys. Lett. **76**, 1104 (2000).
 - ²³ T.W. Kim, E.H. Lee, K.H. Lee, J.S. Kim, and H.L. Park, Appl. Phys. Lett. **83**, 4235 (2003).
 - ²⁴ J.-B. Xia and K.W. Cheah, Phys. Rev. B **55**, 1596 (1997).
 - ²⁵ S. Bednarek, B. Szafran, T. Chwiej, and J. Adamowski, Phys. Rev. B **68**, 045328 (2003).
 - ²⁶ K.T. Davies, H. Flocard, S. Kreger, and M.S. Weiss, Nucl. Phys. A **342**, 112 (1980).
 - ²⁷ A.M. Frolov, and A. Yu. Yerebin, J. Phys. B: At. Mol. Opt. Phys. **22**, 1263 (1989).
 - ²⁸ R. Loudon, Am. J. Phys. **27** 649 (1959).
 - ²⁹ The crossing point occurs exactly at $l_e = l_h$ only for $\sigma = 1$.

Stability of negative and positive trions in quantum wires

B. Szafran,^{1,2} T. Chwiej,² F.M. Peeters,¹ S. Bednarek,² and J. Adamowski²

¹*Departement Fysica, Universiteit Antwerpen (Campus Drie Eiken),*

Universiteitsplein 1, B-2610 Antwerpen, Belgium

²*Faculty of Physics and Applied Computer Science,*

AGH University of Science and Technology, al. Mickiewicza 30, 30-059 Kraków, Poland

(Dated: November 14, 2018)

Binding energies of negative (X^-) and positive trions (X^+) in quantum wires are studied for strong quantum confinement of carriers which results in a numerical exactly solvable model. The relative electron and hole localization has a strong effect on the stability of trions. For equal hole and electron confinement, X^+ is more stable but a small imbalance of the particle localization towards a stronger hole localization e.g. due to its larger effective mass, leads to the interchange of X^- and X^+ recombination lines in the photoluminescent spectrum as was recently observed experimentally. In case of larger X^- stability, a magnetic field oriented parallel to the wire axis leads to a stronger increase of the X^+ binding energy resulting in a crossing of the X^+ and X^- lines.

PACS numbers: 68.65.La, 71.35.Pq

I. INTRODUCTION

Trions are charged exciton complexes formed when an electron or a hole is bound¹ to a neutral exciton (X). The binding energies of the complexes are very small in bulk, but they are substantially enhanced in structures of reduced dimensionality, i.e., in quantum wells^{2,3,4,5,6,7,8} and quantum wires.^{9,10,11}

Due to the larger effective mass of the hole, in bulk¹² as well as in strictly two-dimensional confinement³ the binding energy of positive trions (X^+) is larger than the negative trion (X^-) binding energy. However, in quantum wells the observed⁵ X^- and X^+ binding energies are nearly equal, which is explained^{4,5} by a stronger hole localization within the quantum well enhancing the hole-hole interaction. The magnetic field perpendicular to the plane of confinement enhances more strongly the X^- stability leading to a crossing of X^- and X^+ binding energies.^{13,14} For trions localized on a defect of the quantum well potential X^- can become more stable than X^+ even without the presence of an external magnetic field.¹⁵ The combined quantum well and defect confinement creates a three-dimensional potential similar to a quantum dot. In quantum dots the localization-related hole-hole interaction enhancement leads to the interchange of the order of the X^- and X^+ recombination lines in the photoluminescence (PL) spectrum already for quantum dot diameters as large as 24 donor Bohr radii.¹⁶ For smaller dots the X^+ line becomes even more energetic^{16,17} than the X line. In coupled dots^{17,18} this effect leads to the ground-state dissociation of X^+ ,^{17,18} for which the holes in the ground state occupy different dots.

The present work is motivated by a recent experimental study¹¹ of positive and negative exciton trions in V-groove GaAs/AlGaAs quantum wires. The negative trion was found to be distinctly more stable than X^+ (binding energies of X^- and X^+ were determined as 4.2 and 2.9 meV, respectively). Here, we indicate that the observed¹¹ order of X^- and X^+ energy lines may be a

consequence of modifications of the interactions due to a stronger hole confinement. In a previous theoretical study⁹ of trions in quantum wires X^+ was found to be more stable than X^- , which was obtained in the case of equal hole and electron confinement. A crossing of X^- and X^+ PL lines as functions of the wire width has previously been obtained in a quantum Monte-Carlo study¹⁰ of a quantum wire with a square well confinement potential. In this paper we focus on the effect due to different electron and hole localization leading to modifications of the effective inter-particle interactions. We study the correlations between electrons and holes and consider the effect of a magnetic field oriented parallel to the quantum wire. The study of the stability of the trions is performed as function of the electron and hole localization instead of dimensions of the wire. It has been demonstrated¹⁹ that in realistic quantum wires with strong confinement the binding energy of neutral excitons is governed by a size dependent parameter independent of the shape and composition of the wire.

The stronger hole localization results from its weak penetration into the barrier material due to its larger effective mass than the electron band mass. For the spillover of the electron wave function out of the quantum wire, recently observed in self-assembled InAs/InP quantum wires,²⁰ the ratio of the electron to hole localization can in principle be arbitrarily large.²⁰ However, in the following we show that even a *small* enhancement of the hole localization changes the order of the X^- and X^+ PL recombination lines.

For the purpose of the present study we apply the single band model for the hole and consider a harmonic oscillator confinement potential in the directions perpendicular to the wire, referred to as "lateral" in the following. The present model does not account for the interface between the wire and barrier materials, so the effective mass discontinuity and dielectric constant mismatch are neglected. These effects usually strengthen the electron-hole interaction and weaken the penetra-

tion of the wave functions into the barrier. They are however of a secondary importance for GaAs/AlGaAs,²¹ InAs/InP,²² and CdTe/ZnTe²³ quantum wires. Note that, the present modelling is inapplicable to the free-standing quantum wires, where the image charge effect is extremely strong.²⁴

We assume that the lateral confinement is strong, so that only the lowest subband for the electron and hole is occupied. This assumption allows for a reduction of the Schrödinger equation to an effective two-dimensional form. Usually the solution of the trion eigenequations is very challenging and requires extensive variational calculations^{2,3,4,6,7,12,16,17} or application of the quantum Monte Carlo methods.^{10,15} The present problem is unique in the sense that it allows for an exact inclusion of the interparticle correlations.

The paper is organized as follows: the next Section contains the theory, the results are given in Section III, the conclusion and summary are presented in Section IV.

II. THEORY

We adopt the donor units, i.e., donor Bohr radius $a_d = 4\pi\epsilon_0\epsilon\hbar^2/m_e e^2$ for the unit of length and twice the donor Rydberg $2R_d = \hbar^2/m_e a_d^2$ as the unit of the energy, where m_e is the band electron effective mass and ϵ is the dielectric constant. In these units, the Hamiltonian for a single electron in a quantum wire with harmonic oscillator lateral confinement has the form

$$H_e = -\frac{1}{2}\frac{\partial^2}{\partial z_e^2} + H_e^l, \quad (1)$$

with the lateral Hamiltonian

$$H_e^l = -\frac{1}{2}\left(\frac{\partial^2}{\partial x_e^2} + \frac{\partial^2}{\partial y_e^2}\right) + \frac{1}{2l_e^4}(x_e^2 + y_e^2), \quad (2)$$

where l_e is the length of the harmonic oscillator confinement for the electron. The ground-state wave function of the Hamiltonian (2) is $\Psi_e = \exp[-(x^2 + y^2)/2l_e^2]/l_e\sqrt{\pi}$ with the energy eigenvalue $E_e = 1/l_e^2$. In the adopted single-band approximation the hole ground-state wave function (Ψ_h) of the lateral confinement has the form of Ψ_e but with l_h - the harmonic oscillator length for the hole instead of l_e , and the energy is $E_h = 1/\sigma l_h^2$, where $\sigma = m_h/m_e$ is the hole to electron effective mass ratio, or, in other words, the hole mass in the donor units. The negative trion Hamiltonian can be written as

$$H_- = H_{e1} + H_{e2} + H_h - \frac{1}{r_{e1h}} - \frac{1}{r_{e2h}} + \frac{1}{r_{12}}, \quad (3)$$

where r_{e1h} (r_{e2h}) is the distance between the first (second) electron and the hole and r_{12} is the electron-electron distance. We assume that the lateral confinement is sufficiently large that the trion wave function can be effectively separated into a product

$$\psi(\mathbf{r}_{e1}, \mathbf{r}_{e2}, \mathbf{r}_h) = \Psi(x_{e1}, y_{e1})\Psi(x_{e2}, y_{e2})\Psi(x_h, y_h) \times \chi_-(z_{e1}, z_{e2}, z_h), \quad (4)$$

where χ_- is the negative trion wave function of the motion along the wire. The Hamiltonian (3) integrated over the lateral degrees of freedom with the wave function (4) produces the effective trion Hamiltonian:

$$H_-^{\text{ef}} = -\frac{1}{2}\left(\frac{\partial^2}{\partial z_{e1}^2} + \frac{\partial^2}{\partial z_{e2}^2}\right) - \frac{1}{2\sigma}\frac{\partial^2}{\partial z_h^2} + V^{\text{ef}}(l_e; z_{e1} - z_{e2}) - V^{\text{ef}}(l_{eh}; z_{e1} - z_h) - V^{\text{ef}}(l_{eh}; z_{e2} - z_h), \quad (5)$$

with $l_{eh} = \sqrt{(l_e^2 + l_h^2)/2}$ and the effective interaction potential^{9,25}

$$V^{\text{ef}}(l; z) = (\pi/2)^{1/2} \text{erfc}(|z|/\sqrt{2}l) \exp(z^2/2l^2)/l, \quad (6)$$

which is finite at the origin ($V^{\text{ef}}(l; 0) = 1/l$) and approaches the $1/z$ asymptotic at large z . Hamiltonian (5) is written with respect to the sum of the ground-state energies of noninteracting two electrons and one hole. Therefore, the absolute value of the (negative) energy of a bound state is interpreted as the energy needed to separate all the particles away from one another. Introducing the center-of-mass coordinate $Z = (z_{e1} + z_{e2} + \sigma z_h)/(2 + \sigma)$ one obtains $H_-^{\text{ef}} = -\frac{1}{2M}\frac{\partial^2}{\partial Z^2} + H_-^{\text{rel}}$, where $M = 2 + \sigma$ is the negative trion mass and H^{rel} is the relative motion Hamiltonian

$$H_-^{\text{rel}} = -\frac{1}{2\mu}\left(\frac{\partial^2}{\partial z_{h1}^2} + \frac{\partial^2}{\partial z_{h2}^2}\right) - \frac{1}{\sigma}\frac{\partial^2}{\partial z_{h1}\partial z_{h2}} + V^{\text{ef}}(l_e; z_{h1} - z_{h2}) - V^{\text{ef}}(l_{eh}; z_{h1}) - V^{\text{ef}}(l_{eh}; z_{h2}), \quad (7)$$

with the reduced mass of an electron-hole pair $\mu = \sigma/(1 + \sigma)$, and the coordinates of the relative electron-hole positions $z_{h1} = z_h - z_{e1}$ and $z_{h2} = z_h - z_{e2}$. In these coordinates the inter-electron distance along the length of the wire is $z_{12} = |z_{h1} - z_{h2}|$. The wave function χ_- is separable into a product of the center of mass and relative wave function $\chi_-(z_{e1}, z_{e2}, z_h) = \chi_{CM}(Z)\chi(z_{h1}, z_{h2})$.

The corresponding relative Hamiltonian for the positive trion has the following form:

$$H_+^{\text{rel}} = -\frac{1}{2\mu}\left(\frac{\partial^2}{\partial z_{h1}^2} + \frac{\partial^2}{\partial z_{h2}^2}\right) - \frac{\partial^2}{\partial z_{h1}\partial z_{h2}} + V^{\text{ef}}(l_h; z_{h1} - z_{h2}) - V^{\text{ef}}(l_{eh}; z_{h1}) - V^{\text{ef}}(l_{eh}; z_{h2}), \quad (8)$$

with z_{h1} , z_{h2} standing here for the relative position coordinates of the first and second hole with respect to the electron position. The reference energy for the Hamiltonian (8) is the energy of the dissociated complex, i.e., $2E_h + E_e$.

In the following we consider also the exciton for which the effective Hamiltonian written with respect to the energy of a dissociated electron and hole pair reads

$$H^X = -\frac{1}{2\mu}\frac{\partial^2}{\partial z_{eh}^2} - V^{\text{ef}}(l_{eh}; z_{eh}). \quad (9)$$

The lowest eigenvalue of this Hamiltonian is equal to minus the exciton binding energy ($-E_B^X$). On the other hand the difference between $-E_B^X$ and the eigenvalues of trion Hamiltonians (7,8) is equal to the trion binding energies (E_B^{X-} , E_B^{X+}) with respect to dissociation into an exciton and a free electron (for X^-) or a hole (for X^+). Trion binding energies are equal to the red-shift of the trion recombination lines with respect to the exciton line in the PL spectrum.

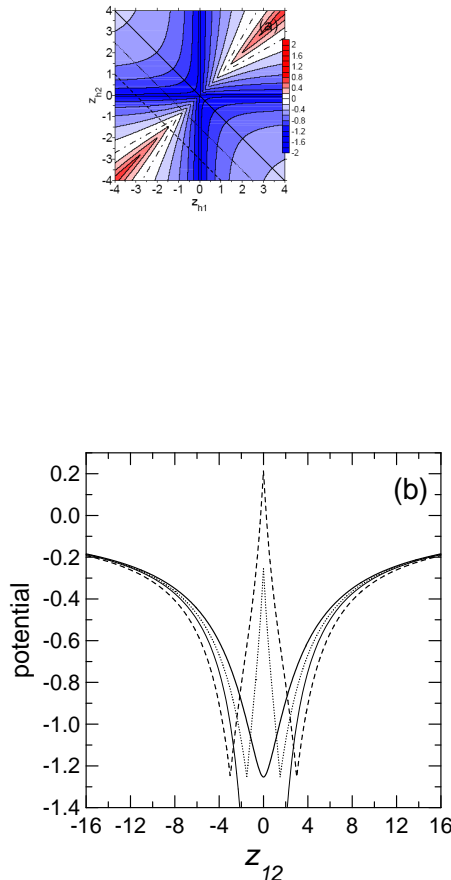


FIG. 1: (a) [color online] Contour plot of the interaction potential $V = V^{\text{ef}}(L; z_{h1} - z_{h2}) - V^{\text{ef}}(L; z_{h1}) - V^{\text{ef}}(L; z_{h2})$ as function of the interparticle distances with lateral confinement length $L = l_e = l_h = 1$. Distances and energies are given in donor units. The dashed-dotted line corresponds to $V = 0$. (b) The interaction potential plotted for $L = 1$ along the lines $z_{h2} = -z_{h1}$, $z_{h2} = -z_{h1} - 1.5$, and $z_{h2} = -z_{h1} - 3$ marked in (a) with (thick) solid, dotted and dashed lines respectively, as function of the interelectron (X^-) or interhole (X^+) distance $z_{12} = z_{h1} - z_{h2}$. Thin solid line shows the $-3/|z_{12}|$ asymptotic.

We solve the relative Hamiltonian eigenequations using the imaginary time technique²⁶ on a two-dimensional grid with a finite-difference approach. We use 201 points in both z_{h1} and z_{h2} directions. The size of the computational box in both directions is chosen "self-consistently" to be 12 times larger than the average distance be-

tween the particles of the same charge defined as $<(z_{h1} - z_{h2}) >^{1/2}$.

In the present calculations we assumed harmonic oscillator lateral confinement which allows us to simplify the problem considerably because of the availability of analytical formula^{9,25} for the effective one-dimensional interaction. The confinement lengths l_e and l_h parametrize the strength of the particle localization. Since the single-particle energies cancel in the calculation of the trion binding energies, the applicability of the present results is wider. In fact the present results can be used for any form of the lateral confinement (which does not even have to be cylindrically symmetric) as long as it produces the same effective interaction potential. For instance the electron-electron interaction potential for $l_e = 2.95$ and 6 nm is very well (i.e. with a precision better than 2%) reproduced for a GaAs quantum wire ($m_e = 0.067$) with a circular square well confinement of depth 320 meV and diameters 9.6 nm and 22.8 nm respectively. For elliptical harmonic oscillator confinement with different oscillator lengths in x and y directions (l_x and l_y , respectively) we cannot give a closed analytical formula for the effective interaction potential. Nevertheless, we have found via a numerical integration that the interaction potential between two electrons in an elliptical wire can be surprisingly well reproduced by formula (6) for a circular wire with an effective $l = (l_x + l_y)/2$. The numerically calculated deviation between the two potentials is not larger than 2% for any interelectron distance. The essential assumption of the present model therefore does not rely on the form of the lateral confinement but on its strength, which has to be large enough to prevent the Coulomb interactions from deforming the lateral wave functions. The applied assumption of the frozen lateral degrees of freedom for the electron and the hole is applicable for the exciton binding energy when $l_e < a_d$ and $l_h < a_d$. This condition guarantees that the length of the lateral confinement of the carriers is smaller than the bulk exciton radius, and that the sum of the lateral confinement energies for the electron and the hole are at least two times larger than the exciton binding energy in bulk. For trions the applied approximation is better justified and the conditions are less stringent because the trions have a larger size and have smaller binding energies than the exciton.

III. RESULTS

We start the presentation of our results by discussing the properties of trions in quantum wires with equal lateral confinement for the electron and the hole (subsection III.A), and then in subsection III.B we show the effect of different confinements for the stability of X^+ and X^- trions. Subsection III.C describes the effect of the magnetic field oriented parallel to the axis of the wire.

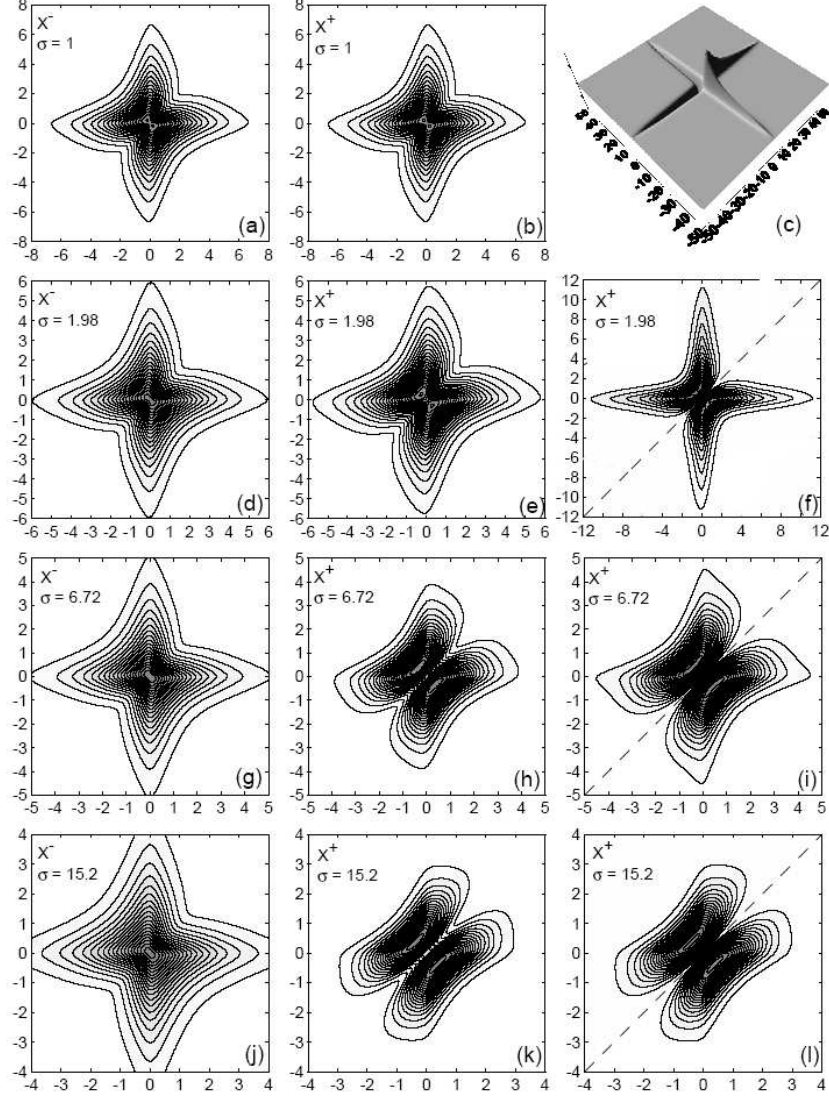


FIG. 2: Wave functions for negative (a,d,g,j) and positive (b,c,e,f,h,i,k,l) trions for $l_e = l_h = L = 0.2$ in z_{h1} and z_{h2} coordinates (horizontal and vertical axis, respectively) for different values of the mass ratio σ . Plots (c,f,i,l) show the wave functions of the excited X^+ state antisymmetric with respect to the interchange of the holes. The dashed line in (f,i,l) shows the node of the wave functions. Plot (c) corresponds to an unbound state, for other plots the computational box is larger than the fragment displayed and the states are bound.

A. Identical electron and hole lateral confinement

For equal electron and hole lateral confinement ($l_e = l_h = L$) the electron-electron, the hole-hole, and the electron-hole interactions have the same form. The total interaction potential, identical for both types of trions, is plotted in Fig. 1 (a) as function of z_{h1} and z_{h2} for $L = 1$. The regions of positive (negative) potentials are

plotted with red (blue) colors. Zero of the interaction potential is marked with a dash-dotted line. The interaction potential is minimal along the lines $z_{h1} = 0$ and $z_{h2} = 0$ at which one of the two electrons and the hole are in the same position (for X^-) or the position of one of the holes coincides with the electron position (for X^+). The potential is maximal along the diagonal $z_{h1} = z_{h2}$ at which the two particles of the same charge are localized in the same point along the wire length. Fig. 1(b) shows

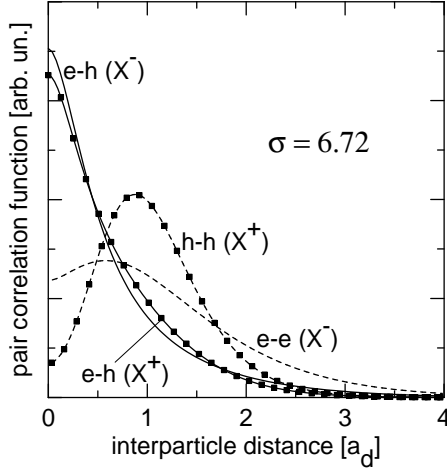


FIG. 3: Electron-hole (solid lines), electron-electron, hole-hole (dashed lines) pair correlation functions plots for X^- and X^+ (lines marked by black squares) at $\sigma = 6.72$ and $l_e = l_h = 0.2$.

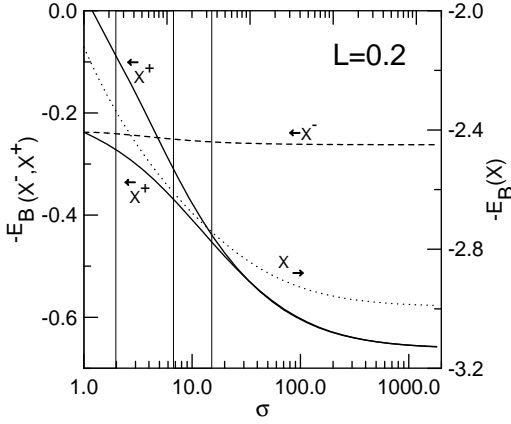


FIG. 4: Binding energies of the negative (dashed lines) and positive trion (solid lines) states for $L = 0.2$ as function of the mass ratio σ . Higher solid curve corresponds to the X^+ state antisymmetric with respect to the interchange of electrons and holes, i.e. it is the first excited state. Thin vertical lines show the values of $\sigma = 1, 1.98, 6.72$ and 15.2 . Dotted curve, referred to the right axis, shows the exciton ground-state eigenvalue. Energies and lengths are in donor units.

the cross-sections of the interaction potential along the three straight lines in Fig. 1(a) as function of the inter-electron (X^-) or interhole (X^+) distance z_{12} . On the antidiagonal the interaction has the form of a triangular potential well [cf. solid line in Fig. 1(b)]. Moving along the antidiagonal is equivalent to interchange the position of the two particles of the same charge with fixed position of the third particle of the opposite charge. Along the paths plotted with dotted and dashed lines in Fig. 1(a), which are shifted below the antidiagonal, the potential has the form of a double potential well [see Fig. 1(b)] with a barrier near the diagonal resulting from the

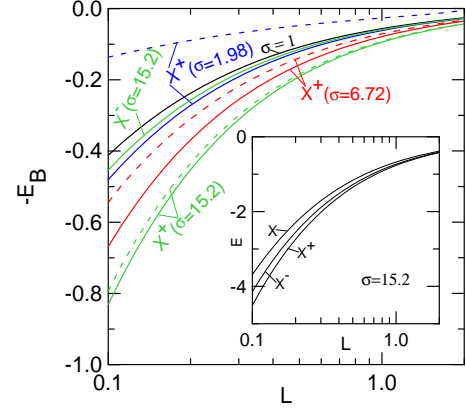


FIG. 5: [color online] Binding energies of the trions as functions of the length of the lateral confinement. Lines for $\sigma = 1, 1.98, 6.72$ and 15.2 plotted with black, blue, red, and green colors, respectively. For $\sigma = 1$ binding energies of X^- and X^+ are equal. The dashed lines are the energies of the excited X^+ states antisymmetric with respect to the interchange of the holes (X^- does not possess a bound excited state for $\sigma > 1$). Lines for X^- at $\sigma = 1.98$ and 6.72 have been omitted for clarity - they are situated between the $\sigma = 1$ line and $\sigma = 15.2$ line for X^- (see Fig. 4). Inset: energy eigenvalues for neutral exciton and charged trions for $\sigma = 15.2$. Energies and lengths are in donor units.

repulsion of the equally charged particles. For large z_{12} the potential approaches $-3/z_{12}$ asymptotically which is shown by the this solid line in Fig. 1(b).

Contour plots of the wave function of the negative and positive trions calculated for different effective mass ratios are plotted in Fig. 2 for $L = 0.2$. For $l_e = l_h$ the negative and positive trion relative Hamiltonians (7) and (8) differ only by the factor standing in front of the mixed derivative ($1/\sigma$ for X^- and 1 for X^+). The ground-state wave function for $\sigma = 1$ is the same for both trions [cf. Figs. 2(a,b)]. The first excited state of X^+ , which is antisymmetric with respect to the interchange of the holes is unbound. Its wave function calculated for the size of the computational box 100×100 (in donor Bohr radius units) is plotted in Fig. 2(c). For the unbound state no computational box is large enough (i.e. the wave function vanishes only at the ends of the computational box). The wave function is nonzero only near both axis. One of the holes stays at the position of the electron and the other strives to be as far as possible from the other two particles.

Results for $\sigma = 1.98$ plotted in Figs. 2(d-f) correspond to CdTe material parameters ($m_h = 0.19m_0$, $m_e = 0.096m_0$) with the donor units $a_d = 5.4$ nm and $2R_d = 27.6$ meV. The probability density maximum for $\sigma = 1$ is split into two extrema at the antidiagonal of the plots [cf. Figs. 2(a-b)]. For $\sigma > 1$ these two extrema merge into a single one for X^- [see Fig. 2(d)] and for X^+ they become more distinctly separated [see Fig. 2(e)] and the excited state for X^+ becomes bound [cf. Fig. 2(f)].

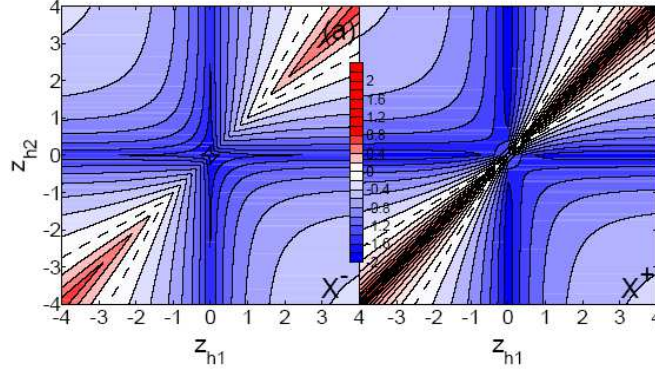


FIG. 6: [color online] Contour plot of the interaction potential for (a) negative trion $V = V^{\text{ef}}(l_e; z_{h1} - z_{h2}) - V^{\text{ef}}(l_{eh}; z_{h1}) - V^{\text{ef}}(l_{eh}; z_{h2})$ and (b) positive trion $V = V^{\text{ef}}(l_h; z_{h1} - z_{h2}) - V^{\text{ef}}(l_{eh}; z_{h1}) - V^{\text{ef}}(l_{eh}; z_{h2})$ as function of the interparticle distances for the lateral confinement lengths $l_e = 1$ and $l_h = 0.5$. Distances and energies are given in donor units.

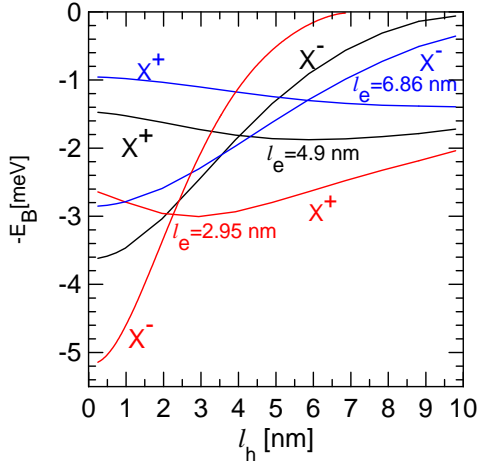


FIG. 7: [color online] Shifts of the trion recombination PL lines with respect to the PL exciton line as function of the hole confinement length (l_h) for GaAs. Different values of the electron confinement length are plotted with different colors.

Figs. 2(g-i) and 2(j-l) for $\sigma = 6.7$ and $\sigma = 15.2$ correspond to GaAs ($m_h = 0.45m_0$, $m_e = 0.067m_0$, $2R_d = 11.9$ meV, $a_d = 9.8$ nm) and InAs ($m_h = 0.41m_0$, $m_e = 0.027m_0$, $2R_d = 3.2$ meV and $a_d = 29.7$ nm) material parameters, respectively. Increasing σ has an opposite effect on the X^- and X^+ wave functions. For the negative (positive) trion the local minimum along the diagonal $z_{h1} = z_{h2}$ is less (more) pronounced. The wave function evolution with σ is related to the tunnelling of the particles of the same charge via the potential barrier presented in Fig. 1(b). The electrons in X^- with light effective masses tunnel easily through the diagonal barrier due to the interelectron repulsion. On the other hand the diagonal barrier is effectively much larger for the heavy-mass holes which prevents its penetration at large σ which leads to the appearance of the characteristic max-

ima elongated along the diagonal in Figs. 2(e,h,k).

The correlation between the particles in the complexes is more clearly visible in the pair correlation functions plotted in Fig. 3. The electron-hole correlation function is calculated as $f_{eh}(z) = \int dz_{h1} dz_{h2} |\chi(z_{h1}, z_{h2})|^2 \delta(z - z_{h1})$ and the hole-hole (for X^+), and electron-electron (for X^-) as $f_{same}(z) = \int dz_{h1} dz_{h2} |\chi(z_{h1}, z_{h2})|^2 \delta[z - (z_{h1} - z_{h2})]$. The Coulomb hole in the hole-hole correlation in X^+ is much larger than for electrons in X^- but at the expense of slightly weaker electron-hole localization.

The binding energies of the exciton and the trions for $L = 0.2$ are plotted as functions of σ in Fig. 4. All the binding energies are increasing functions of σ . In bulk the first excited state of the positive trion is antisymmetric with respect to the hole interchange,²⁷ possess the P symmetry and is bound for $\sigma > 4.2$. The critical value of the mass ratio is much smaller for quasi 1D confinement.⁹ Here, for $L = 0.2$ the excited X^+ state is bound for $\sigma > 1.2$ (see Fig. 3). For quasi 1D confinement the lowest excited state has the S symmetry with respect to the axis of the wire but is of odd spatial parity, i.e., it is antisymmetric with respect to simultaneous change of sign of all the z coordinates (see Fig. 2). The ground-state of X^+ becomes degenerate with respect to the symmetry of the wave function, i.e., the hole interchange, for large σ for which tunnelling through the diagonal potential barrier (cf. Fig. 1) disappears. At large σ also the probability density of the excited X^+ level becomes identical to the ground-state probability density (cf. Fig. 2). X^- does not possess a bound excited state for $\sigma > 1$.

The inset to Fig. 5 shows the ground-state energy for $\sigma = 15.2$ as function of the lateral confinement length. In the $L = 0$ limit the average interparticle distances decrease to zero and the energies diverge to minus infinity. This is a consequence of the Coulomb interaction singularity in one dimension.²⁸ The main part of Fig. 5 shows the shifts of the trion PL lines with respect to the exciton line (calculated as the difference of the eigenvalues

presented in the inset) for different values of σ . It turns out that the binding energies have a power law dependence on L , i.e. L^{-q} , for the X^- and X^+ ground state presented in this figure q changes from 0.83 ($\sigma = 1$) to 0.91 (X^+ for $\sigma = 15.2$).

B. Effect of different electron and hole lateral confinement

Let us now consider the interaction potential for stronger hole confinement. Figs. 6(a) and (b) show the interaction potentials for $l_e = 1$ as in Fig. 1 but for smaller $l_h = 0.5$. For both the negative [cf. Fig. 6(a)] and the positive trion [cf. Fig. 6(b)] the potential minima at $z_{h1} = 0$ and $z_{h2} = 0$ become deeper with respect to the $l_e = l_h$ case presented in Fig. 1. For X^- the electron-electron interaction (the diagonal potential barrier) is not affected by the change of l_h [compare Fig. 1 and Fig. 6(a)]. On the other hand the hole-hole repulsive interaction for X^+ is strongly increased.

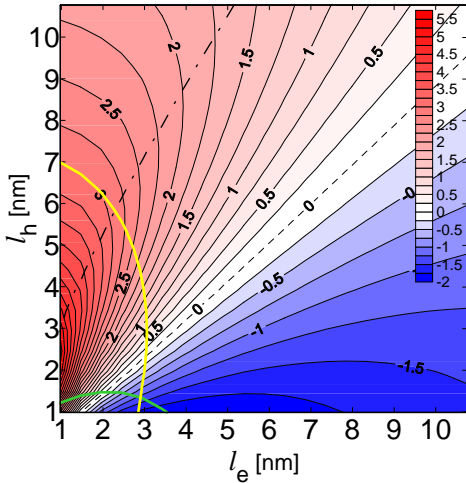


FIG. 8: [color online] Difference of the positive and negative trion binding energies (in meV) as function of the electron and hole confinement lengths for GaAs material parameters. Blue (red) regions correspond to more stable negative (positive) trion. Above the dashed-dotted line the negative trion is unbound. The green line corresponds to $E_B(X^-) = 4.2$ meV and the yellow line to $E_B(X^+) = 2.9$ meV.

The effect of the hole localization on the trion binding energies is plotted in Fig. 7 for GaAs material parameters and fixed values of the electron lateral confinement. Consistently with the results of section III.A for $l_e = l_h$ the positive trion is more stable than the negative trion. A decrease of l_h below the value of l_e results in the interchange of the X^- and X^+ energy lines.²⁹ This is due to the enhanced hole-hole interaction shown in Fig. 6 (b). The negative trion binding energy is a monotonous function of the hole confinement length, the larger l_h the smaller is the electron-hole interaction stabilizing X^- .

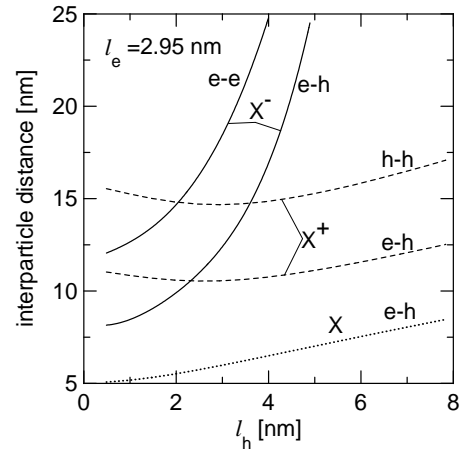


FIG. 9: Interparticle distances for the negative (solid lines) and positive trions (dashed lines) and for the exciton (dotted line) for GaAs material parameters and $l_e = 2.95$ nm. (e-e), (e-h), and (h-h) stand for the electron-electron, the electron-hole and the hole-hole distance.

The situation is more complex for X^+ , since with increasing l_h also the destabilizing hole-hole interaction decreases. As a consequence the positive trion binding energy possesses a maximum as function of l_h .

The difference of the positive and negative trion binding energies is plotted in Fig. 8. Both the trions are equally stable for $l_h = 0.92l_e - 0.38$ nm. For l_h larger (smaller) than $0.92l_e - 0.38$ nm X^+ is more (less) stable than X^- . The maximum of the X^+ binding energy presented in Fig. 7 follows a path that is nearly linear for $l_e > 2$ nm and is approximately parametrized by $l_h = 1.62l_e - 1.98$ nm. For the points at the left of the dash-dotted line the electron-hole attractive interaction stabilizing the trion is so weak with respect to the electron-electron repulsive interaction destabilizing the complex that the negative trion stops to be bound (see also the line for X^- at $l_e = 2.95$ nm in Fig. 7). The absence of the negative trion binding requires a substantially weaker hole localization than the localization of the electron which is rather impossible to obtain in the presently produced quantum wires and would require the valence band offset between the wire and the matrix to be much smaller than the conduction band offset. Moreover, the present modelling based on the assumption that the lateral wave functions are not affected by the interaction is likely to fail since the hole wave function is very likely to become more localized due to the attraction by strongly confined electrons.

The fit of the calculated X^- and X^+ binding energies to the experimental data is obtained at the crossing of the green and yellow lines, i.e., for $l_e = 2.95$ nm and $l_h = 1.3$ nm. The obtained fit corresponds to realistic values which give a general idea on the particle localization in the wire (the measurements¹¹ were performed on a V-groove GaAs/AlGaAs quantum wire with a thickness of the GaAs crescent of 3 nm at the center). Obviously, a

more realistic model is required to extract details of the confinement from the experimental data.

The dependence of the size of the trion, i.e., the interparticle distance as function of the hole confinement length, is shown in Fig. 9 for $l_e = 2.95$ nm. The electron-hole distance for the trions and the exciton have been calculated as $\sqrt{\langle z_{h1}^2 \rangle}$, and $\sqrt{\langle z_{eh}^2 \rangle}$, respectively. The hole-hole distance for X^+ and the electron-electron distance for X^- are determined as $\sqrt{\langle (z_{h1} - z_{h2})^2 \rangle}$. The size of the exciton increases as l_h increases which is due to the reduced value of the electron-hole interaction. Much stronger dependence on l_h is observed for X^- , which becomes unbound for $l_h > 7$ nm [cf. Fig. 7]. The dependence of the X^+ size on the hole confinement is non-monotonous. The positively charged complex has the smallest size near $l_h = 3$ nm when it is the most strongly bound [cf. Fig. 7]. For $l_h = l_e = 2.95$ nm the order of the interparticle distances in the two complexes is the same as in two-dimensional quantum wells (compare Fig. 4 of Ref. [13]). In spite of the fact that the probability of finding both holes in X^+ in the same position is much smaller than for electrons in X^- (cf. Fig. 3) the longer tail of the electron-electron correlation function results in a larger electron-electron distance than hole-hole distance.

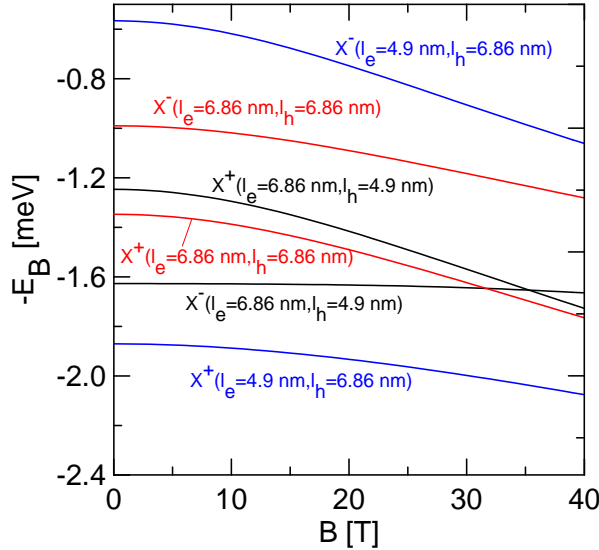


FIG. 10: [color online] Magnetic field dependence of the trion binding energies in GaAs for different values of the electron and hole oscillator lengths.

C. Magnetic field parallel to the wire

In the present approach it is straightforward to include a magnetic field oriented parallel to the axis of the wire. It simply scales down the electron and hole oscillator lengths according to the formula $l(B) = (1/l^4(0) + 1/l_c^4)^{-1/4}$, where $l_c = \sqrt{2\hbar/eB}$ is the magnetic field

length ($l_c = 36.28/\sqrt{B}$ nm \sqrt{T}). Since $l(B)$ for high magnetic fields decreases to l_c , the magnetic field tends to equalize the electron and hole localization. The binding energy of the trions can be obtained following paths of $(l_h(B), l_e(B))$ on Fig. (8). The modification of the binding energies of the trions by the magnetic field is presented in Fig. 10 for different oscillator lengths. In a magnetic field of 40 T, $l(B=0) = 4.9$ nm is decreased to $l(B=40T) = 4.4$ nm and $l(B=0) = 6.86$ nm to $l(B=40T) = 5.19$ nm. For $l_e = l_h = 6.86$ nm (see the red curves in Fig. 10) the magnetic field decreases the length of confinement exactly as in the case presented in Fig. 5. In the more realistic case of stronger hole confinement, i.e., for $l_e = 6.86$ nm and $l_h = 4.9$ nm (see the black lines in Fig. 10) the magnetic field increases the binding energy of the positive trion more strongly. This is because the magnetic field more strongly affects the larger l_e value than the smaller hole localization length l_h which increases the electron-hole interaction more strongly than the repulsive hole-hole potential. For X^- the effect of the increased electron-hole interaction is nearly cancelled by the increase of the electron-electron potential value. Near 35 T a crossing of the black lines is observed, which corresponds to passing from the "blue" to the "red" region on the phase diagram of Fig. 8. This crossing is qualitatively opposite to the one obtained for two-dimensional quantum wells,¹³ in which a small magnetic field (around 1 T) increased the X^- stability over the X^+ binding energy. In quantum wells the magnetic-field related increase of the single-particle energy is smaller for electrons and holes bound in the trion complex than for the lowest Landau level in the final state of the free electron and hole after the trion dissociation. The crossing of the binding energies observed in quantum wires¹³ is therefore at least partially due to the stronger dependence of the electron lowest Landau level – note an almost linear magnetic field dependence of the trion binding energies in Fig. 2 of Ref. [13]. In the present calculations the free electron and the free hole are strongly localized in the plane perpendicular to the field and the single-particle magnetic field effects cancel due to the assumption of the frozen-lateral degrees of freedom, so that the crossing is entirely due to the modified effective inter-particle interactions.

In the case of stronger electron confinement ($l_e = 4.9$ nm, $l_h = 6.86$ nm – the blue lines in Fig. 10) the situation is just opposite, the X^- is less strongly bound and the magnetic field acts more strongly on the negative trion decreasing the binding energy difference according to the mechanism described above. However, for the electron confinement equal or stronger than the hole confinement, the magnetic field does not lead to crossing of the trion energy lines and X^+ is more stable for any magnetic field.

IV. SUMMARY AND CONCLUSIONS

We studied the properties of the negative and positive trions in quantum wires with strong lateral confinement using the approximation of the lowest subband occupancy which allows for a numerically exact solution of the multi-particle Schrödinger equation. We investigated the relative stability of the positive and negative trions with respect to the dissociation into an exciton and a free carrier for different electron and hole confinement. We found that the order of the negative and positive trion PL lines is interchanged when the lateral confinement of the hole is stronger than the one for the electron. In a GaAs quantum wire with $l_e = 5$ nm we predict that when l_h is 20% smaller the positive and negative trion recombination lines interchange. The change in the order is due to modification of the effective interactions in the trion complexes. The present results provide an explanation

for the recently experimentally observed larger stability of the negative trion in quantum wires.¹¹ We predict that for larger X^- stability due to stronger hole confinement the magnetic field oriented parallel to the axis will tend to interchange the order of the X^+ and X^- energy lines.

Acknowledgments This paper was supported by the Flemish Science Foundation (FWO-VI), the Belgian Science Policy, the University of Antwerpen (VIS and GOA), the EU-NoE SANDiE and by the Polish Ministry of Scientific Research and Information Technology within the solicited grant PBZ-MEN-MIN-008/P03/2003. B.S. is supported by the EC Marie Curie IEF project MEIF-CT-2004-500157. We are thankful for Daniel Oberli, Bart Partoens and Yosip Sidor for helpful discussions.

-
- ¹ M.A. Lampert, Phys. Rev. Lett. **1**, 450 (1958).
 - ² B. Stébé and A. Ainane, Superlattices Microstruct. **5**, 545 (1989)
 - ³ C. Riva and F.M. Peeters, Phys. Rev. B **61**, 13873 (2000).
 - ⁴ B. Stébé, A. Moradi, and F. Dujardin, Phys. Rev. B **61**, 7231 (2000).
 - ⁵ S. Glasberg, G. Finkelstein, H. Shtrikman, and I. Bar-Joseph, Phys. Rev. B **59**, R10425 (1999).
 - ⁶ A. Wójs and P. Hawrylak, Phys. Rev. B **51**, 10 880 (1995).
 - ⁷ D.M. Whittaker and A.J. Shields, Phys. Rev. B **56**, 15185 (1997).
 - ⁸ J.R. Chapman, N.F. Johnson, and V. Nikos Nicopoulos, Phys. Rev. B **55**, R10221 (1997).
 - ⁹ A. Esser, R. Zimmermann, and E. Runge, Phys. Stat. Sol. (b) **227**, 317 (2001).
 - ¹⁰ T. Tsuchiya, Int. J. Mod. Phys. B **15**, 3985 (2001).
 - ¹¹ T. Otterburg, D.Y. Oberli, M.-A. Dupertois, N. Moret, E. Pelucchi, B. Dwir, K. Leifer, and E. Kapon, (2004) cond-mat/0410050.
 - ¹² B. Stébé and G. Munschy, Solid State Commun. **17**, 1051 (1975)
 - ¹³ C. Riva, F.M. Peeters and K. Varga, Phys. Rev. B **64**, 235301 (2001).
 - ¹⁴ G. Yusa, H. Shtrikman, and I. Bar-Joseph, Phys. Rev. Lett. **87**, 216402 (2001).
 - ¹⁵ A. V. Filinov, C. Riva, F. M. Peeters, Yu. E. Lozovik, and M. Bonitz, Phys. Rev. B **70**, 035323 (2004).
 - ¹⁶ B. Szafran, B. Stébé, J. Adamowski, and S. Bednarek, J. Phys.: Condens. Mat. **12**, 2453 (2000).
 - ¹⁷ B. Szafran, B. Stébé, J. Adamowski, and S. Bednarek, Phys. Rev. B **66**, 165331 (2002).
 - ¹⁸ D. Bellucci, F. Troiani, G. Goldoni, and E. Molinari, Phys. Rev. B **70**, 205332 (2004).
 - ¹⁹ F. Rossi, G. Goldoni, and E. Molinari, Phys. Rev. Lett. **78**, 3257 (1997).
 - ²⁰ J. Maes, M. Hayne, Y. Sidor, B. Partoens, F. M. Peeters, Y. González, L. González, D. Fuster, J. M. Garca, and V. V. Moshchalkov, Phys. Rev. B **70**, 155311 (2004).
 - ²¹ A. Gustafsson, F. Reinhardt, G. Biasiol, and E. Kapon Appl. Phys. Lett. **67**, 3673 (1995).
 - ²² L. González, J. M. García, R. García, F. Briones, J. Martínez-Pastor, and C. Ballesteros, Appl. Phys. Lett. **76**, 1104 (2000).
 - ²³ T.W. Kim, E.H. Lee, K.H. Lee, J.S. Kim, and H.L. Park, Appl. Phys. Lett. **83**, 4235 (2003).
 - ²⁴ J.-B. Xia and K.W. Cheah, Phys. Rev. B **55**, 1596 (1997).
 - ²⁵ S. Bednarek, B. Szafran, T. Chwiej, and J. Adamowski, Phys. Rev. B **68**, 045328 (2003).
 - ²⁶ K.T. Davies, H. Flocard, S. Kreger, and M.S. Weiss, Nucl. Phys. A **342**, 112 (1980).
 - ²⁷ A.M. Frolov, and A. Yu. Yerebin, J. Phys. B: At. Mol. Opt. Phys. **22**, 1263 (1989).
 - ²⁸ R. Loudon, Am. J. Phys. **27** 649 (1959).
 - ²⁹ The crossing point occurs exactly at $l_e = l_h$ only for $\sigma = 1$.