

Complex regulatory control in Boolean networks

L. Correale,^{1,2} M. Leone,² A. Pagnani,² M. Weigt,² and R. Zecchina³

¹Politecnico di Torino, Corso Duca degli Abruzzi 24, I-10129 Torino, Italy

²ISI Foundation, Viale Settimio Severo 65, Villa Gualino, I-10133 Torino, Italy

³International Centre for Theoretical Physics, Strada Costiera 11, P.O. Box 586, I-34100 Trieste, Italy

(Dated: January 27, 2020)

We explore the static behavior of large Boolean networks with methods recasting Boolean regulation into a constraint satisfaction problem. Our analysis includes a modified version of the leaf-removal algorithm as well as belief and survey propagation. This allows to explore the complex solution-space structure of the problem. We find a phase transition from simple to complex regulatory control, and identify relevant regulatory variables which select the fixed points of the network within the global solution space.

PACS numbers: 05.20.-y, 05.70.-a, 87.16.-b, 02.50.-r, 02.70.-c

In the last two decades a large wealth of new data about the organization of gene-regulatory networks (RNs) has been and is still being collected [1]. It has become clear that in many cases biological functions cannot be identified at the level of single genes and proteins. Constructing a detailed biochemical model of an entire cell by analyzing each gene and its interactions with others one by one appears to be a formidable task. Even in the case of a relatively simple cell like yeast, the number of genes is of the order of 6000. To make progress in the understanding of the combinatorial aspects of genes regulation it appears crucial to model these systems on a coarse-grained level [2], and to encode the interactions in a so-called RNs: Nodes of this network represent individual genes, and directed connections genetic interactions. Such models can be expected to give insight into the collective large-scale behavior of the gene regulatory mechanism, and to infer emergent cooperative phenomena which cannot be understood at the level of single genes. Statistical physics may provide important tools for the analysis of such complex systems and in turn find in them new technical challenges [3, 4].

A possible way of (coarse grain) modeling RNs is to consider them as *bipartite factor graphs* made of N genes (circles in Fig. 1) that are regulated by a set M function nodes (squares in Fig. 1). Gene expression is modeled by variables taking a discrete set of activity levels $x_i \in \{0, 1, \dots, q\}$. A function node directed from factors (genes, proteins, regulatory regions, etc.) $I(i) = \{j_1, \dots, j_K\}$ to factor i implies that the factors coded for by j_1, \dots, j_K play some regulatory role in the transcription process of i : The function $F_i(\{x_j\}_{j \in I(i)})$ determines the expression level x_i . One function node regulates one gene, *i.e.* we assume the out-degree of each function node to be one. Its input includes all transcription factors for i , *i.e.* the in-degree of a variable x_i is at most one [5]. External inputs (chemical concentrations, extracellular signals...) can be modeled by variables of in-degree zero, *i.e.* appearing only as regulating variables (*cf.* x_1, x_2 and x_7 in Fig. 1). The binary case of $q = 1$ is well-known as

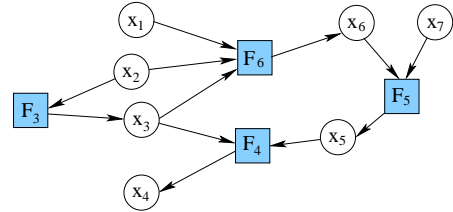


FIG. 1: Pictorial example of a factor graph representing a small coarse grained RN.

Boolean networks (or Kauffman networks) [6] and has been repeatedly applied to mimic the dynamical behavior of many kinds of biological regulation mechanisms, from the already cited transcription to metabolic and to protein-protein interaction networks. In general the x_i will be time dependent. So far, most of the attention has been devoted to study the structure of limit cycles under deterministic parallel update of the spins [6, 7]. The real nature of the dynamic in living cells is, however, mostly unknown. In absence of reliable knowledge on the time evolution rules of the network, we are, as a first approach, interested in studying the *fixed points of the dynamics*: *i.e.* those variable configurations $\{x_i^*\}$ satisfying simultaneously all interactions $x_i^* = F_i(\{x_j^*\}_{j \in I(i)})$. Different fixed points would then correspond to different *states of activity* of a cell, triggered by external inputs. This structural approach will allow us to distinguish phases of trivial and complex regulatory control, and to identify relevant regulatory variables being directly involved in the complex control mechanism. Determining number and nature of such stationary states is in general a complex problem that amounts to calculate the statistical properties of zero-energy ground states of the Hamiltonian

$$H = \sum x_i \oplus F_i(\{x_j\}_{j \in I(i)}), \quad (1)$$

where \oplus is the logical XOR operation, and the sum runs over all regulated i . In the spirit of the statistical physics of disordered systems, the x_i are dynamical variables, and both graph topology and function nodes F_i play the role

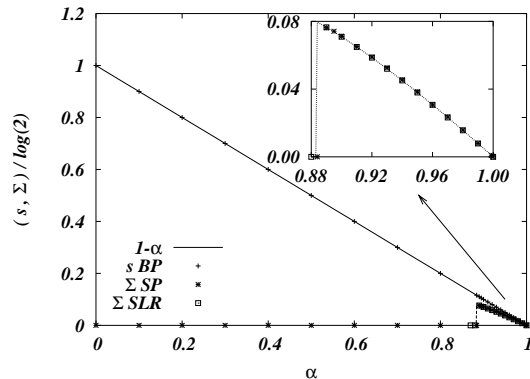


FIG. 2: Entropy S and complexity Σ for $K = 2$ and non-canalizing functions. A blow-up of the complexity is shown in the inset. The stars represent SP results for the complexity, the squares simple leaf removal (SLR) results [11] averaging over single samples, while the dotted line gives the analytical SLR average. The three results superimpose exactly.

of quenched disorder. Finding the ground-states of this H is in general NP-hard [8], but recently very powerful statistical-mechanics techniques have been developed for this kind of problem.

As a first-case study we consider *random factor graphs* subjected to two conditions: (a) Function nodes F_i have fixed in-degree K and out-degree one. (b) Variables x_i have in-degree at most one. Setting $\alpha \equiv M/N$, the out-degree distribution of variable nodes becomes $\rho^{out}(d_{out}) = e^{-K\alpha}(K\alpha)^{d_{out}}/d_{out}!$, *i.e.* a Poissonian of mean $K\alpha$, while their in-degree distribution is bimodal, $\rho^{in}(d_{in}) = \alpha\delta_{d_{in},1} + (1-\alpha)\delta_{d_{in},0}$. It is clear from the very definition of the model that $M \leq N$, *i.e.* $\alpha \leq 1$, otherwise there would be multiply regulated sites, at odds with condition (b). Random factor graphs are obviously a drastic oversimplification for a true gene RN, since the available data show evidence for a scale-free $\rho^{out}(d_{out})$ and a large but concentrated in-degree distribution of function nodes more compatible with an exponential-like form [3, 9]. Nevertheless, this simplified model allows for many detailed analytic predictions that can guide our comprehension in more realistic and interesting cases, and is a well-controlled testing ground for techniques borrowed from statistical mechanics. Such techniques are not limited to random graphs and can be easily extended to deal with more realistic families of graphs. To completely specify the model, we must also define the type of function nodes present in the network. There are 2^{2^K} different Boolean functions with K inputs. Following [7], one can further denote a function as *canalizing* when there exists at least one value of one input variable that fully fixes the output value, disregarding all other input values. Straightforward examples are AND and OR. The notion can be extended to l -*canalizing* nodes, where at least one configuration of a minimal subset of l input vari-

ables determines the output value. A node will be called totally non-canalizing iff $l = K$; the only examples turn out to be the XOR function, $F(x_1, \dots, x_K) = \bigoplus_{j=1}^K x_j$, and its negation. In the present work, we concentrate on these non-canalizing function nodes, in order to elucidate their key role for the onset of a complex regulatory phase. The energetic cost assigned by Hamiltonian (1) gets an overall XOR-SAT form. However, as it will become clear in the following, the topology induced by the original directed factor graph shifts the transition points of the same model defined over undirected random graphs [10, 11].

The total solution-entropy density can be easily calculated via the Bethe-Peierls method, it equals $s(\alpha) = (1 - \alpha) \ln 2$. Each Boolean function subtracts $\ln 2$ from the entropy, *i.e.* it divides the number of solutions by two because it restricts the output value. We conclude that each configuration of the external, *i.e.* non-regulated variables allows for one global configuration satisfying all Boolean functions. But how are these solutions organized in the space of all configurations? Before answering to this, we will first identify a regulatory core of the Boolean network, containing the set all non-trivially regulated variables.

Propagation of external regulation (PER): At first we identify those variables whose values are direct logical consequences of external regulation. Imagine that all inputs to a Boolean function are external variables. Then the output variable will be trivially fixed by the external ones. This external regulation propagates into the graph, also descendants of the newly fixed variable may be fixed, cf. the left graph in Fig. 4. The probability π_{PER} that a regulated variable is fixed in this way equals the probability that all inputs to its regulating function are fixed simultaneously. For each one this may happen either because it is an external input (prob. $(1 - \alpha)$) or a fixed regulated variable (prob. $\alpha\pi_{PER}$). We thus get

$$\pi_{PER} = (1 - \alpha + \alpha\pi_{PER})^K. \quad (2)$$

This equation has only the single solution $\pi_{PER} = 1$ for $\alpha < 1/K$, signaling that *all* variable values in a globally satisfying assignment are direct logical consequences of the externally regulated variables. At the threshold $\alpha = 1/K$ of directed percolation of the Boolean net, a non-trivial solution for π_{PER} is born continuously and decreases monotonously to $\pi_{PER} = 0$ for $\alpha = 1$, see Fig. 3. In the α -interval $(1/K, 1)$ the globally satisfying assignments are thus not a trivial consequence of the external condition - which gives us a first hint toward the existence of complex regulatory control in the network.

Note that the above probabilistic argument changes slightly if canalizing functions are included. In this case, the output can be fixed by appropriately setting a subset of input variables. This means that the set of variables fixed by PER depends crucially on the external condition. A statistical analysis of this fact will be given in [12].

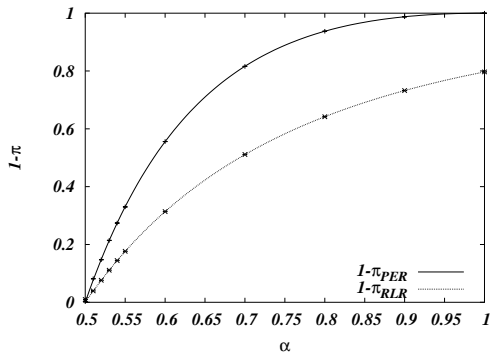


FIG. 3: Fraction of variables *not* fixed via PER, and fraction of function nodes belonging to the RLR core, versus α , for $K = 2$.

Regulated-leaf removal (RLR): There are other variables which do not take part in any kind of complex control. The simplest example is a regulated leaf, *i.e.* a variable with in-degree one and out-degree zero. This function node can be trivially satisfied without risking to produce contradictions in other nodes, and thus it obviously does not belong to the regulatory core. RLR removes these function nodes from the graph. This may produce new regulated leaves in the reduced subnetwork, whose function nodes are removed. We iterate RLR until no regulated leaves are left. The size of the remaining

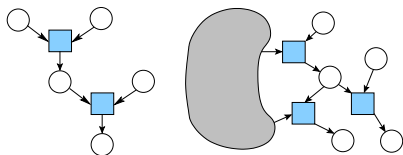


FIG. 4: The left figure shows an example of a small subtree which is trivially fixed by PER. The two uppermost variables fix the value of the left medium one, together with the right medium one they fix the lowest variable. The right figure shows an example of a small regulatory subtree which is removed by RLR. The remaining network is symbolized by the shaded cloud. Due to the inclusion of two external variables, the small cluster contributes $2 \ln 2$ to the entropy of each solution cluster (provided the function nodes are not canalizing).

Boolean net can be calculated easily for a random input instance. There is a simple iterative formula for the probability π_{RLR} that a function node F is removed from the graph: It happens if and only if all successive function nodes (those depending on the output variable of F) are also removed. We thus find

$$\begin{aligned} \pi_{RLR} &= \sum_{d_{out}=0}^{\infty} e^{-K\alpha} \frac{[K\alpha]^{d_{out}}}{d_{out}!} \pi_{RLR}^{d_{out}} \\ &= \exp\{-K\alpha(1 - \pi_{RLR})\}. \end{aligned} \quad (3)$$

The number of non-isolated variable nodes now equals $N_{RLR} = (1 - \pi_{RLR})N$, and the number of remaining function nodes $M_{RLR} = (1 - \pi_{RLR})\alpha N$.

Again for $\alpha < 1/K$, the only solution of Eq. (3) is given by $\pi_{RLR} = 1$, *i.e.* all function nodes are removed. At the percolation transition of the network, also the RLR-core starts to grow. It reaches its maximum at $\alpha = 1$, where we maintain, *e.g.* for $K = 2$, 79.7% of all Boolean functions, see Fig. 3.

Solution space clustering and complexity: From PER and RLR we see that for $\alpha > 1/K$ a non-trivial regulatory core exists which includes a finite fraction of all variables and Boolean functions. Is this, however, sufficient for complex regulatory control? How are the solutions organized - which, according to the above-mentioned entropy, are uniquely determined by the external condition?

To answer this, we exploit the embedding of the problem into the class of constraint-satisfaction problems, and use the survey-propagation algorithm (SP) [13] which is a single-sample implementation of the cavity method developed for disordered systems in phases characterized by the coexistence of many states (the 1-step replica symmetry breaking phase). Here we use a modified form of the SP equations which apply to directed graphs (details will be given in [12]). We note that our SP implementation allows us to analyze Boolean nets as large as $N = 10^5$. For definiteness we use again non-canalizing functions so that the problem under consideration is an instance of XOR-SAT [10]. We stress that the same one-step replica-symmetry broken result can be computed analytically as will be presented in [12]

In the considered case of totally non-canalizing function, the onset of the clustered phase can also be determined by the *simple leaf-removal* algorithm (SLR) of [11], which cuts not only regulated leaves but also regulating ones, *i.e.* external variables of out-degree one. Cutting leaves may produce new leaves etc., and the removal process is iterated until no leaves are left. Note, however, that this algorithm is extremely related to the specific case that the function nodes have no canalizing subset, and that there are only two such functions for each K . The use of SP is not restricted to this case, as it can be formulated for general constraint-satisfaction problems [14]. Even if the results in this letter are derived for totally non-canalizing functions, SP results on a mixture with canalizing ones show that the main phenomenon, the existence of complex regulatory control phases, survives also in the mixed ensemble [12].

The results are the following: Up to some threshold $\alpha_d(K) > 1/K$, the solutions are paramagnetic. This means that flipping a single external variable requires only a *finite number* of other variables to be flipped even in the large- N limit. By analogy with the results of ref. [15], we expect this number to diverge algebraically if we approach $\alpha_d(K)$. Above this value, the fixed points of the Boolean network start to be organized in a clustered way,

i.e. there are $e^{N\Sigma(\alpha)}$ macroscopically separated solution clusters of internal entropy $s(\alpha) - \Sigma(\alpha)$, see Fig. 2. A flip of one appropriately chosen external variable (there are $\mathcal{O}(N)$ of these variables) requires a global rearrangement of the configuration in order to satisfy again all Boolean constraints. This last aspect could be one of the main trigger mechanisms for the selection of the relevant subset of states in a realistic regulatory system. The quantity $\Sigma(\alpha)$ is usually called *complexity*, or configurational entropy. Surprisingly, it equals

$$N\Sigma(\alpha) = (N_{RLR} - M_{RLR}) \ln 2, \quad (4)$$

i.e. the number of clusters is given by the number of configurations of the external variables belonging to the RLR core. The RLR algorithm is thus able to identify those external nodes, which take part in the complex regulatory control of the Boolean network. The external nodes which are removed by the RLR algorithm contribute to the intra-cluster entropy, they only influence a finite number of internally regulated variables. An example is drawn in Fig. 4: The two external nodes have only a finite number of descendants which are regulated by them. The regulation cascades starting in these variables have to finish after a finite number of steps in a regulated leaf, and are thus cut in inverse order by RLR. The clustering transition takes place for all $K \geq 2$, we find $\alpha_d(2) = 0.884$, $\alpha_d(3) = 0.782$, $\alpha_d(4) = 0.699$, *i.e.* the complex regulatory regime is growing with increasing K . Asymptotically the onset goes down to zero as $\alpha_d(K) \simeq (\ln K + \ln \ln K + \ln \ln \ln K)/K$, *i.e.* there is a logarithmic prefactor compared to the directed percolation threshold $1/K$. It is important to notice that in totally non-canalizing Boolean networks (with $\alpha < 1$ by definition), the transition point in α where some of the constraints start to be violated is located only at the extremal position $\alpha_c = 1$, not allowing for a region where not all Boolean functions can be satisfied simultaneously. This is a noticeable difference with the case of XOR-SAT instances randomly constructed as in [10, 11], and it is a consequence of the directed factor graph topology.

Note that the coincidence of left- and right-hand side of Eq. (4) is a peculiarity of non-canalizing function nodes. We do not expect the behavior of any realistic RN to be sufficiently captured by XOR nodes only. In the case $K = 2$ the clustering transition appears only due to a sufficiently large concentration of XOR nodes. This may not be true in the presence of nodes of different nature and size. It is thus crucial to understand the role of higher Boolean functions for the clustering transition. In the more general setting leaf removal techniques may fail to give correct results for the complexity, as opposed to survey propagation.

Besides the already mentioned further research lines, the next fundamental problems to be addressed are: First, the accessibility of fixed points in the clustered

phase, and the dynamical approach from a given set of initial off-equilibrium conditions. Given a Boolean network has an exponential number of fixed points, how can we determine the nature of the equilibrium configurations the network chooses dynamically? What is the stability level of relevant fixed points under random perturbation compared to non relevant ones? A first approach to this problem from a biological standpoint can be found in [4], however in the case of a small backbone network where complete transient states enumeration is possible. Second, the role of geometrical and spatial organization of the RN components within the cell, in relation to possible restrictions in the dynamical process. Further work is certainly needed to elucidate the connection between the formal regulatory models discussed so far, and their biological counterparts.

While writing this letter, we became aware of another group working on overlapping subjects [16].

We deeply thank Alfredo Braunstein for allowing us to use his implementation of the SP algorithm.

-
- [1] D.J. Lockhart, E.A. Winzeler, *Nature*, **405**, 827-936, (2000).
 - [2] M. Kaerns, W. J. Blake and J. J. Collins, *Ann. Rev. Biomed. Eng.* **5** 179-206, (2003).
 - [3] R. Albert and H.G. Othmer, *Journal of Theoretical Biology* **223**, 1-18 (2003); [q-bio.MN/0312012](https://arxiv.org/abs/q-bio.MN/0312012).
 - [4] F. Li, T. Long, Y. Lu, Q. Ouyang, and Ch. Tang, *PNAS* **101** 4781, (2004).
 - [5] N. E. Buchler, U. Gerland and T. Hwa, *PNAS* **100**(9), 5136-5141, (2003).
 - [6] S. Kauffman, *The Origins of order*, Oxford University Press, NY, (1993).
 - [7] S. Kauffman, C. Peterson, B. Samuelsson, and C. Troein, *PNAS* **100** 14796-14799, (2003) and *PNAS* **101** 17102-17107, (2004).
 - [8] C.H. Papadimitriou, *Computational Complexity*, Addison-Wesley, (1994).
 - [9] F. Képès, private communication.
 - [10] F. Ricci-Tersenghi, M. Weigt and R. Zecchina, *Phys. Rev. E* **63**, 026702 (2001).
 - [11] M. Mezard, F. Ricci-Tersenghi, and R. Zecchina, *J. Stat. Phys.* **111**, 505 (2003); S. Cocco, O. Dubois, J. Mandler, and R. Monasson, *Phys. Rev. Lett.* **90**, 047205 (2003).
 - [12] L. Correale, M. Leone, A. Pagnani, M. Weigt and R. Zecchina, in preparation.
 - [13] M. Mezard, G. Parisi, and R. Zecchina, *Science* **297**, 812 (2002); A. Braunstein, M. Mezard, R. Zecchina, *Random Structures and Algorithms*, in press, [cs.CC/0212002](https://arxiv.org/abs/cs.CC/0212002)
 - [14] A. Braunstein, M. Mezard, M. Weigt, R. Zecchina, to app. in *Computational Complexity and Statistical Physics*, Eds.: A. Percus, G. Istrate and C. Moore (2005).
 - [15] A. Montanari and G. Semerjian, preprint [cond-mat/0412023](https://arxiv.org/abs/cond-mat/0412023).
 - [16] M. C. Lagomarsino, P. Jona and B. Bassetti, preprint [q-bio.MN/0412020](https://arxiv.org/abs/q-bio.MN/0412020).