

Enhancement of rare-earth–transition-metal exchange interaction in $\text{Pr}_2\text{Fe}_{17}$ probed by inelastic neutron scattering

N. Magnani, S. Carretta, and G. Amoretti
*Istituto Nazionale per la Fisica della Materia, Università di Parma,
 Parco Area delle Scienze 7/A, I-43100 Parma, Italy*

L. Pareti and A. Paoluzi
*Istituto I.M.E.M. del Consiglio Nazionale delle Ricerche,
 Parco Area delle Scienze 37/A, I-43010 Fontanini (PR), Italy*

R. Caciuffo
Istituto Nazionale per la Fisica della Materia, Università Politecnica delle Marche, Via Brecce Bianche, I-60131 Ancona, Italy

J. A. Stride
Institut Laue-Langevin, Boite Postale 220 X, F-38042 Grenoble Cedex, France
 (Dated: July 31, 2021)

The fundamental magnetic interactions of $\text{Pr}_2\text{Fe}_{17}$ are studied by inelastic neutron scattering and anisotropy field measurements. Data analysis confirms the presence of three magnetically inequivalent sites, and reveals an exceptionally large value of the exchange field. The unexpected importance of J -mixing effects in the description of the ground-state properties of $\text{Pr}_2\text{Fe}_{17}$ is evidenced, and possible applications of related compounds are envisaged.

Rare-earth–transition-metal (RE–TM) intermetallic compounds have been extensively studied during the last decades,¹ allowing to design and produce high-performance permanent magnets for industrial use such as $\text{Sm}_2\text{Co}_{17}$ and $\text{Nd}_2\text{Fe}_{14}\text{B}$. The mean-field Hamiltonian which describes the RE quantum state in these compounds can be written as

$$\hat{H}_{RE} = \Lambda \hat{\mathbf{L}} \cdot \hat{\mathbf{S}} + 2\mu_B \mathbf{H}_{\text{ex}} \cdot \hat{\mathbf{S}} + \sum_{k,q} B_{kq} \hat{C}_q^{(k)}, \quad (1)$$

where the first term on the right-hand side is the spin-orbit coupling, the second is the exchange interaction treated in mean-field and the third is the crystal field (CF). It has been shown that the leading anisotropy constant K_1 is approximately proportional to $\alpha B_{20} H_{ex}^2$ at high temperatures (where α is the second-order Stevens factor for the considered RE ion);² therefore, as a general rule, the exchange field H_{ex} should be large and the product αB_{20} must be negative in order to obtain the high easy-axis anisotropy required to make good permanent magnets. While much work was made to tailor the CF potential as needed (which led to the discovery that, in some cases, the insertion of small amounts of interstitial nitrogen or carbon gives rise to a strong easy-axis anisotropy¹), fewer efforts have been devoted to study the exchange interaction, which is essential in determining the magnetic behavior of the RE sublattice. In particular, while a large enhancement of the RE-TM exchange has been envisaged going from heavier towards lighter rare-earths (due to the different spatial extent of the $4f$ electronic wavefunctions), only indirect experimental evidences are available (*i.e.* the exchange constant n_{RT} is determined by measurements of the Curie temperature T_C).³

Since neutrons are excellent probes of the microscopic magnetization, inelastic neutron scattering (INS) offers the most direct and reliable experimental method for the determination of CF and exchange interactions in rare-earth intermetallics.^{4,5,6,7} The eigenstates of Eq. (1) are mainly determined by the exchange term, so they can be labelled by quantum numbers as $|J, M\rangle$; at low temperature, the selection rules for magnetic dipole allow only one intramultiplet transition ($|J, -J\rangle \rightarrow |J, -J + 1\rangle$) from the ground state. In the present work, INS experiments have been performed on $\text{Pr}_2\text{Fe}_{17}$. Recent investigations have definitely put into question the apparently simple structural features of this compound;⁸ in particular, the unusual frequency of obverse-reverse twinning results in the presence of three distinct RE sites, which are not equivalent from the crystallographic point of view (Fig. 1). Multiple competing contributions to the anisotropy have been identified as one of the sources of the complex magnetic phase diagram and transitions observed for the $\text{Pr}_2(\text{Fe}_{1-x}\text{Co}_x)_{17}$ series.^{9,10} Moreover, a INS determination of the exchange interaction for $\text{Sm}_2\text{Fe}_{17}$ has been recently published,¹¹ allowing for a direct comparison of the results.

Polycrystalline samples of $\text{Pr}_2\text{Fe}_{17}$ and Y_2Fe_{17} were obtained from high-purity (99.99%) elements by arc-melting technique in a water-cooled copper crucible under Ar pressure. The ingots were remelted three times to insure homogeneity, wrapped in Ta foil, annealed under Ar atmosphere at 950°C for three days, and quenched in water; the samples were then hand-crushed into fine powders, under protective atmosphere. Thermomagnetic analysis⁹ and X-ray diffraction showed the presence of the 2:17 phase only. Inelastic neutron scattering (INS) experiments for both compounds were performed

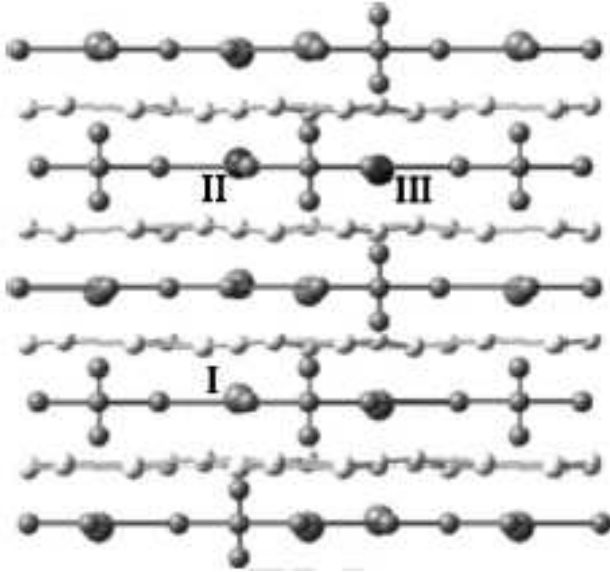


FIG. 1: Crystallographic structure of $\text{Pr}_2\text{Fe}_{17}$ (after Ref. 8). Large dark spheres are Pr atoms, while the smaller spheres representing Fe atoms are indicated in two different colors (darker for those atoms belonging to a Pr-Fe plane, lighter for those belonging to a Fe-only plane). The three inequivalent RE sites are indicated by Roman numerals.

on the IN4 time-of-flight spectrometer at the Institut Laue-Langevin; in order to detect the intramultiplet excitation, the incident energy value was fixed at 38 meV. The low-scattering-angle spectra obtained for both compounds are shown in Fig. 2. The data collected on Y_2Fe_{17} were used to estimate the phonon scattering. This was properly renormalized and subtracted to the INS spectra of $\text{Pr}_2\text{Fe}_{17}$ in order to obtain the pure magnetic contribution, which is found to be significant only between 19 and 24 meV; its almost non-dispersive character¹² was checked by examining several scans taken at different Q values.

The fitting results, shown in Fig. 3, display the presence of three equally spaced peaks. In fact, it is straightforward to prove that the three crystallographically inequivalent sites are also expected to be different from the point of view of fundamental magnetic interactions by working out an estimate of the relative exchange-field strength. Considering the Hamiltonian

$$\hat{H}_{\text{exchange}} = -2 \sum_T J_{RT} \hat{\mathbf{S}}_R \cdot \hat{\mathbf{S}}_T \quad (2)$$

which describes the RE-TM exchange interaction and using a mean-field model,¹ one finds that the molecular field experienced by the RE moment (which, in turn, is proportional to the so-called exchange field \mathbf{H}_{ex}) is $n_{RT}\mathbf{M}_T$, where \mathbf{M}_T is the TM sublattice magnetization and

$$n_{RT} = \sum_T J_{RT} \simeq zJ_{RT} \quad (3)$$

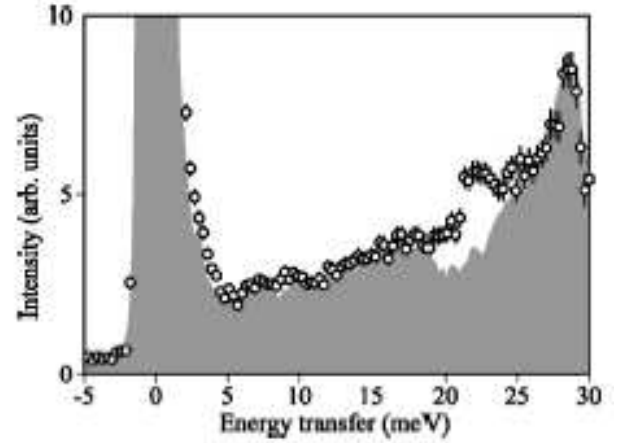


FIG. 2: Dots: low-angle INS spectra of $\text{Pr}_2\text{Fe}_{17}$. Grey area: phonon background, as estimated by Y_2Fe_{17} measurements.

where z , the number of nearest Fe neighbors, is different for each site (19 for site I, 18 for site II, and 20 for site III). Hence,

$$H_{ex}^{(I)} = \frac{19}{18} H_{ex}^{(II)} = \frac{19}{20} H_{ex}^{(III)}. \quad (4)$$

Each detected peak should then correspond to the allowed intramultiplet transition of one RE site. The obtained linewidths are equal (for the central peak) or very slightly larger (for the two side peaks) than the instrumental resolution; this line broadening may be due to crystallographic disorder (not uncommon for 2:17 phases¹³) or to a weak dispersion of the localized modes.¹⁴ The relative transition intensities are roughly consistent with the estimated twinning volume fraction determined by X-ray diffraction.⁸

The energy Δ of the intramultiplet transition corresponding to a single RE site can be written as⁷

$$\Delta = \Delta_{ex} + \Delta_{CF} \simeq 2\mu_B H_{ex} \times \left[\frac{1}{5} - \frac{84\mu_B H_{ex}}{1375\Lambda} + \frac{84}{34375} \left(\frac{2\mu_B H_{ex}}{\Lambda} \right)^2 \right] - \frac{91}{825} B_{20} + \Delta_{4,6} \quad (5)$$

where the dominant terms proportional to H_{ex} and B_{20} have been explicitly separated from the smaller contribution of the fourth- and sixth-rank CF parameters. The latter was estimated as $\Delta_{4,6} = 3.7 \pm 2.5$ meV, using an average of the literature parameters for other $R_2\text{Fe}_{17}$ compounds ($R = \text{Sm}, \text{Dy}, \text{Ho}, \text{Er}$)^{15,16,17} after rescaling them to account for the different $4f$ -wavefunction radii between Pr^{3+} and other ions ($B_{40} = -330 \pm 80$ K; $B_{60} = 40 \pm 60$ K; $B_{66} = -410 \pm 100$ K). It must be noticed that J mixing terms are included up to the second order in $1/\Lambda$.

The correct values of H_{ex} and B_{20} cannot be simultaneously obtained with Eq. (5) alone; however, another

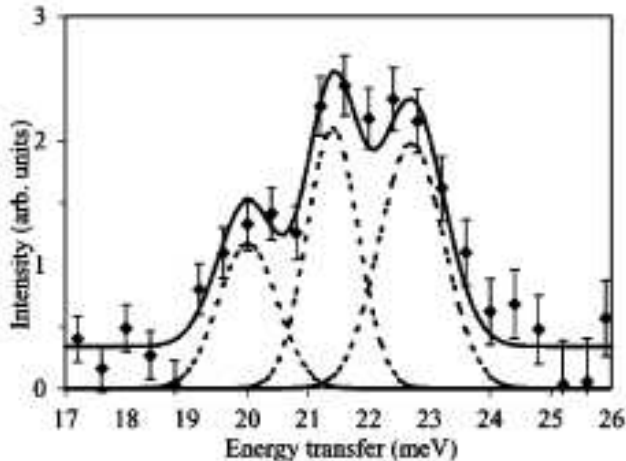


FIG. 3: INS spectrum of $\text{Pr}_2\text{Fe}_{17}$. All the nonmagnetic contributions have been estimated and subtracted by analyzing the corresponding Y_2Fe_{17} measurements. The solid line is a fit with three gaussians, centered respectively at 20.0, 21.4, and 22.8 meV.

independent equation linking these parameters can be derived if the temperature dependence of the anisotropy field H_A is known. The second-order anisotropy constant can be obtained by the formula $K_1 = H_A M_S / 2$ and, just below T_C ,^{18,19}

$$K_1 = -\frac{11}{25}\alpha B_{20} (2\mu_B H_{ex})^2 \times \left[\frac{7}{2}(k_B T)^{-2} + \frac{6}{\Delta_{SO}}(k_B T)^{-1} \right]. \quad (6)$$

where the spin-orbit gap is $\Delta_{SO} = 267$ meV.¹⁸ Again, J -mixing is taken into account perturbatively.¹⁹ Although bulk techniques such as magnetization and anisotropy field measurements do not allow to separate the contribution of different sites, contrarily to spectroscopic data, it can be proved that Eq. (6) remains valid if one replaces B_{20} and H_{ex} with their weighted averages

$$\tilde{B}_{20} = c_{(I)}B_{20}^{(I)} + c_{(II)}B_{20}^{(II)} + c_{(III)}B_{20}^{(III)} \quad (7)$$

and

$$\tilde{H}_{ex} = c_{(I)}H_{ex}^{(I)} + c_{(II)}H_{ex}^{(II)} + c_{(III)}H_{ex}^{(III)}, \quad (8)$$

where $c_{(i)}$ is the relative abundance of site i within the crystal; moreover, from Eq. (4) and considering that $c_{(II)} = c_{(III)}$,⁸ one immediately has $\tilde{H}_{ex} = H_{ex}^{(I)}$.²⁰

Anisotropy-field measurements have been performed on oriented $\text{Pr}_2\text{Fe}_{17}$ and Y_2Fe_{17} powders by the Singular Point Detection (SPD) technique;²¹ the results for the Pr compound are consistent with those published by Kou *et al.* (Ref. 10). The data for the Y compound have been used as a ‘blank’ in order to estimate and

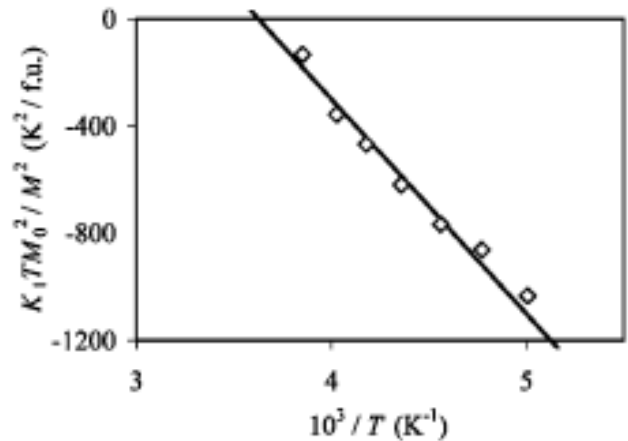


FIG. 4: Linear dependence of $K_1 T [M_S(0)/M_S(T)]^2$ as a function of $1/T$ above 200 K.

subtract the $3d$ -electron contribution to K_1 . Only the anisotropy field data above 200 K were considered in order to be sure of the validity of Eq. (6). Assuming that the temperature dependence of H_{ex} follows that of M_S ,¹¹ a linear dependence of $K_1 T [M_S(0)/M_S(T)]^2$ as a function of $1/T$ is actually found (Fig. 4), and the linear fit gave the value $\tilde{B}_{20} (2\mu_B H_{ex}^{(I)})^2 k_B^{-3} \simeq -2.47 \times 10^7 \text{ K}^3$. As for the INS results, Eq. (5) can also be generalized to the case of three sublattices, by substituting B_{20} , Δ and H_{ex} with their weighted averages.²² $\tilde{\Delta} = c_{(I)}\Delta^{(I)} + c_{(II)}\Delta^{(II)} + c_{(III)}\Delta^{(III)}$ depends on the attribution of each INS transition to one RE sublattice; the average value $\tilde{\Delta} = 21.4$ meV is a good estimate as far as the abundance of sites II and III in the crystal is not too different from that of site I.²³ (The latter hypothesis was verified by observing the relative transition strengths.) The values $H_{ex}^{(I)} = 1050 \pm 150$ T and $\tilde{B}_{20} = -12 \pm 7$ K were obtained from the \tilde{B}_{20} -vs- $H_{ex}^{(I)}$ curves as derived by INS [Eq. (5)] and SPD [Eq. (6)]. The small value obtained for \tilde{B}_{20} is in line with the hypothesis made to interpret the anisotropy data down to 78 K, *i.e.* that the average value results from competing anisotropy contributions of different sublattices.^{24,25}

In conclusion, the value of the exchange field obtained for $\text{Pr}_2\text{Fe}_{17}$ largely outweighs that of $\text{Sm}_2\text{Fe}_{17}$ (380 T)¹¹ as well as those of other common RE-TM compounds (520 T for $\text{Nd}_2\text{Fe}_{14}\text{B}$, 270 T for $\text{Sm}_2\text{Co}_{17}$, and 450 T for $\text{Pr}_2\text{Co}_{17}$).^{7,26,27} An implication of the strong exchange field is that the contributions of excited J states to the calculated wavefunctions are of the same order of magnitude than those found in $\text{SmFe}_{11}\text{Ti}$ and in $\text{Sm}_2\text{Co}_{17}$, two RE-TM intermetallics in which the important role of J mixing was recognized.^{28,29} This is opposite to what is expected for Pr^{3+} compounds, where J -mixing effects are usually neglected. Moreover, since a large exchange field strongly enhances anisotropy and reduces the loss of performance at increasing temperatures, this

feature could potentially make Pr-Fe alloys more interesting than their Nd- and Sm-based counterparts, assum-

ing that their CF and T_C could be suitably tailored by chemical substitutions.³⁰

-
- ¹ K. H. J. Buschow, Rep. Prog. Phys. **54**, 1123 (1991).
- ² M. D. Kuz'min, Phys. Rev. B **51**, 8904 (1995).
- ³ E. Belorizky, M. A. Fremy, J. P. Gavigan, D. Givord, and H. S. Li, J. Appl. Phys. **61**, 3971 (1987).
- ⁴ O. Moze, in *Handbook of Magnetic Materials* Vol. 11, edited by K. H. J. Buschow (Elsevier, Amsterdam, 1998).
- ⁵ P. Tils, M. Loewenhaupt, K. H. J. Buschow, and R. S. Eccleston, J. Alloys Compd. **289**, 28 (1999).
- ⁶ O. Isnard, A. Sippel, M. Loewenhaupt, and R. Bewley, J. Phys.: Condens. Matter **13**, 3533 (2001).
- ⁷ M. D. Kuz'min, L. Steinbeck, and M. Richter, Phys. Rev. B **65**, 064409 (2002).
- ⁸ G. Calestani, N. Magnani, A. Paoluzi, L. Pareti, and C. Rizzoli, Phys. Rev. B **68**, 054424 (2003).
- ⁹ L. Pareti, A. Paoluzi, and N. Magnani, J. Magn. Magn. Mater. **251**, 178 (2002).
- ¹⁰ X. C. Kou, F. R. de Boer, R. Grossinger, G. Wiesinger, H. Suzuki, H. Kitazawa, T. Takamasu, and G. Kido, J. Magn. Magn. Mater. **177-181**, 1002 (1998).
- ¹¹ A. Solodovnikov, M. Loewenhaupt, O. Moze, M. D. Kuz'min, and R. Bewley, J. Alloys Compd. **346**, 38 (2002).
- ¹² K. Clausen and B. Lebech, J. Phys. C: Solid State Phys. **15**, 5095 (1982).
- ¹³ O. Moze, R. Caciuffo, B. Gillon, G. Calestani, F. E. Kayzel, and J. J. M. Franse, Phys. Rev. B **50**, 9293 (1994).
- ¹⁴ J. H. P. Colpa, S. Sinnema, P. H. Frings, J. J. M. Franse, and R. J. Radwański, J. Phys.: Condens. Matter **1**, 2047 (1989).
- ¹⁵ X. F. Han, H. M. Jin, T. S. Zhao, and C. C. Sun, J. Phys.: Condens. Matter **5**, 8603 (1993).
- ¹⁶ L. Steinbeck, M. Richter, U. Nitzsche, and H. Eschrig, Phys. Rev. B **53**, 7111 (1996).
- ¹⁷ B. García-Landa, P. A. Algarabel, M. R. Ibarra, F. E. Kayzel, and J. J. M. Franse, Phys. Rev. B **55**, 8313 (1997).
- ¹⁸ M. D. Kuz'min, J. Appl. Phys. **92**, 6693 (2002).
- ¹⁹ N. Magnani, S. Carretta, E. Livioti, and G. Amoretti, Phys. Rev. B **67**, 144411 (2003).
- ²⁰ This is a good approximation if the exchange field is almost the same for the three sites, as proved by Eq. (4).
- ²¹ G. Asti and S. Rinaldi, Phys. Rev. Lett. **28**, 1584 (1972); J. Appl. Phys. **45**, 3600 (1974).
- ²² In principle the numerical coefficient which multiplies H_{ex}^2 in the original Eq. 5 should be corrected, but it can be proved that this correction does not exceed 0.3%, and is therefore negligible with respect to other sources of uncertainties which are considered in this work.
- ²³ It can be shown that the proposed value of $\tilde{\Delta}$ is exact in the case that the central INS peak can be attributed to sublattice I or if the three sites are equally abundant within the crystal.
- ²⁴ F. Albertini, F. Bolzoni, A. Paoluzi, L. Pareti, and E. Zannoni, Physica B **294-295**, 172 (2001).
- ²⁵ A. Paoluzi, L. Pareti, F. Bolzoni, E. Zannoni, and N. Magnani, J. Magn. Magn. Mater. **242-245**, 1362 (2002).
- ²⁶ M. Yamada, H. Kato, H. Yamamoto, and Y. Nakagawa, Phys. Rev. B **38**, 620 (1988).
- ²⁷ X. F. Han, H. M. Jin, Z. J. Wang, T. S. Zhao, and C. C. Sun, Phys. Rev. B **47**, 3248 (1993).
- ²⁸ O. Moze, R. Caciuffo, H. Li, B. Hu, J. M. D. Coey, R. Osborn, and A. D. Taylor, Phys. Rev. B **42**, 1940 (1990).
- ²⁹ N. Magnani, G. Amoretti, A. Paoluzi, and L. Pareti, Phys. Rev. B **62**, 9453 (2000).
- ³⁰ For example, T_C can be increased from 282 to 501 K by a 10% substitution of iron by cobalt (Ref. 9), and the insertion of small amounts of interstitial nitrogen or carbon is known to give rise to a strong easy-axis CF anisotropy in several RE-based compounds.