

Microwave photoconductivity of two-dimensional electron systems with unidirectional periodic modulation

Jürgen Dietel

Institut für Theoretische Physik, Freie Universität Berlin, Arnimallee 14, 14195 Berlin, Germany

Leonid I. Glazman

W.I. Fine Theoretical Physics Institute, University of Minnesota, Minneapolis, Minnesota 55454, USA

Frank W.J. Hekking

*Laboratoire de Physique et Modélisation des Milieux Condensés, CNRS
Université Joseph Fourier, BP 166, 38042 Grenoble CEDEX 9, France*

Felix von Oppen

*Department of Condensed Matter Physics, Weizmann Institute of Science, Rehovot 76100, Israel
Institut für Theoretische Physik, Freie Universität Berlin, Arnimallee 14, 14195 Berlin, Germany**

(Dated: June 12, 2018)

Motivated by the recently discovered microwave-induced “zero-resistance” states in two-dimensional electron systems, we study the microwave photoconductivity of a two-dimensional electron gas (2DEG) subject to a unidirectional static periodic potential. The combination of this potential, the classically strong magnetic field, and the microwave radiation may result in an anisotropic negative conductivity of the 2DEG. Similar to the case of a smooth random potential, two mechanisms contribute to the negative photoconductivity. The *displacement mechanism* arises from electron transitions due to disorder-assisted microwave absorption and emission. The *distribution-function mechanism* arises from microwave-induced changes in the electron distribution. However, the replacement of a smooth random potential by the unidirectional one, leads to different relative strengths of the two contributions to the photoconductivity. The distribution function mechanism dominates the photoconductivity in the direction of the static potential modulation, while both mechanisms contribute equally strongly to the photoconductivity in the perpendicular direction. Moreover, the functional dependence of the negative photoconductivity on the microwave frequency is different for the two mechanisms, which may help to distinguish between them. In another marked difference from the case of smooth disorder, the unidirectionality of the static potential simplifies greatly the evaluation of the photoconductivities, which follow directly from Fermi’s golden rule.

PACS numbers: 73.40.-c, 73.50.Pz, 73.43.Qt, 73.50.Fq

I. INTRODUCTION

Recent experiments^{1,2,3,4,5} on a two-dimensional electron gas (2DEG) in weak magnetic fields under microwave irradiation have led to the unexpected discovery of regions in magnetic field where the longitudinal resistance is very close to zero. Unlike for quantized Hall states, the Hall resistance remains essentially classical and non-quantized for these novel “zero-resistance states.” These states occur near magnetic fields where, up to an additive constant, the microwave frequency ω is an integer multiple of the cyclotron frequency ω_c .

This discovery initiated a flurry of theoretical activity from which the following basic picture emerges. It has been argued^{6,7} that under microwave irradiation, the microscopic diagonal conductivity can become negative. This would lead to a (macroscopic) instability towards a current carrying state. Macroscopic resistance measurements on this state show zero resistance because current can be made to flow through the sample by a rearrangement of large current domains. Different microscopic mechanisms for a negative contribution to the microwave-induced photoconductivity have been proposed. One mechanism relies on disorder-assisted absorption and emission of microwaves^{8,9,10,11} (see also Ref. 12). Depending on the detuning $\Delta\omega = \omega_c - \omega$, the displacement in real space associated with these processes is preferentially in or against the direction of the applied *dc* electric field. In an alternative mechanism, microwave absorption leads to a change in the electron distribution function, which can result in a negative photoconductivity.^{4,13,14} Detailed calculations within the self-consistent Born approximation suggest that the latter mechanism is larger by a factor $\tau_{\text{in}}/\tau_s^*$ where τ_{in} is the inelastic relaxation time and τ_s^* denotes the single-particle elastic scattering time in a

* Permanent address

magnetic field.

In the present paper, we study the microwave-induced photoconductivity within a model in which the 2DEG is subjected to a unidirectional and static periodic potential. Our motivation for doing so is twofold. First, the study of periodically modulated 2DEGs in a perpendicular magnetic field has led to the discovery of a number of interesting effects such as transport anisotropies¹⁵ and commensurability effects such as the Weiss oscillations of the conductivity.^{16,17,18,19} In addition, the periodic potential lifts the Landau level (LL) degeneracy. This allows one to exploit the familiar relation between momentum transfer and distance in real space in high magnetic fields to compute the current by applying Fermi's golden rule. In this way, one finds in the absence of microwaves that scattering from the disorder potential U leads to a current

$$j_x = \frac{\pi e}{L_x L_y} \sum_{nn'} \sum_{kk'} (k' - k) \ell_B^2 |\langle n'k' | U | nk \rangle|^2 [f_{nk}^0 - f_{n'k'}^0] \delta(\epsilon_{nk} - \epsilon_{n'k'}) \quad (1)$$

for an applied dc electric field in the x -direction. Here, f_{nk}^0 is the Fermi-Dirac distribution function of the Landau level states $|nk\rangle$ which remain approximate eigenstates even in the presence of the periodic potential (n is the LL index). The δ -function involves the energies ϵ_{nk} of these states including the effect of both periodic potential and dc electric field.

It is evident from Eq. (1) that the microwaves will affect the current in two ways. (i) The joint effect of disorder and microwaves can give additional contributions to the transition matrix elements. This is the origin of the *displacement photocurrent* which relies on the displacements in real space associated with disorder-assisted absorption and emission of microwaves. In more conventional terms, this contribution can be associated with the effect of the microwaves on the collision integral in a kinetic equation. (ii) The microwaves will also result in a redistribution of electrons, changing the electron distribution function f_{nk} away from its equilibrium form f_{nk}^0 . This *distribution-function contribution* to the photocurrent will be important if inelastic relaxation is sufficiently slow. Our model allows us to compute the various contributions to the photocurrent straight-forwardly within Fermi's golden rule.

For the parallel photocurrent (i.e., parallel to the wavevector of the static periodic modulation) we find that the distribution-function mechanism gives a larger contribution than the displacement mechanism, by a factor $\tau_{\text{in}}/\tau_s^*$. In addition, we find in this case that our results, with suitable identifications, are parametrically consistent with earlier results for disorder broadened Landau levels in the self-consistent Born approximation.^{11,14} By contrast, we find a strong enhancement of the displacement mechanism for the perpendicular photocurrent so that in this case, both contributions are of the same order.

This paper is organized as follows. In Sec. II, we introduce the model and collect the relevant background material. In Sec. III, we compute the dark conductivity. The displacement mechanism for the photocurrent is discussed in Sec. IV, while the distribution-function mechanism is worked out in Sec. V. Sec. V also contains a discussion of the Weiss oscillations of the photocurrent. The polarization dependence is considered in Sec. VI. We summarize in Sec. VII. Some technical details are given in a number of appendices. In the remainder of this paper, we set $\hbar = 1$.

II. THE MODEL

A. Basics

In this section, we specify our model and review some relevant background material. We consider a two-dimensional electron gas (2DEG) subject to a perpendicular magnetic field B and a unidirectional static periodic potential

$$V(\mathbf{r}) = \tilde{V} \cos(Qx) \quad (2)$$

with period $a = 2\pi/Q$. The periodic potential which lifts the Landau level degeneracy, is assumed to be stronger than the residual disorder potential $U(\mathbf{r})$. The disorder potential is characterized by zero average and variance

$$\langle U(\mathbf{r})U(\mathbf{r}') \rangle = W(\mathbf{r} - \mathbf{r}'). \quad (3)$$

For white-noise disorder, $W(\mathbf{r} - \mathbf{r}') = \frac{1}{2\pi\nu\tau} \delta(\mathbf{r} - \mathbf{r}')$ with Fourier transform $\tilde{W}(\mathbf{q}) = 1/2\pi\nu\tau$. Here, ν denotes the density of states at the Fermi energy in zero magnetic field and τ is the zero-field elastic scattering time. For smooth disorder potentials, the correlator $W(\mathbf{r})$ falls off isotropically on the scale of the correlation length ξ of the disorder potential ($\xi \gg \lambda_F$ for smooth disorder; λ_F denotes the zero-field Fermi wavelength). We also note that the impurity average of the disorder matrix element between oscillator states $|nk\rangle$ for electrons in a magnetic field in the Landau gauge is

$$|\langle nk' | U | nk \rangle|^2 = \int \frac{d^2q}{(2\pi)^2} \delta_{qy, k' - k} e^{-\frac{q^2 \ell_B^2}{2}} [L_n(\frac{q^2 \ell_B^2}{2})]^2 \tilde{W}(\mathbf{q}). \quad (4)$$

Here, n denotes the LL quantum number and k the momentum in the y direction. $L_n(x)$ denotes the Laguerre polynomial and $\ell_B = (\hbar/eB)^{1/2}$ the magnetic length.

In this paper, we focus on the regime of high Landau levels so that $\lambda_F \ll \ell_B \ll R_c$. (Here, R_c denotes the cyclotron radius.) We assume that the period a of the modulation satisfies the condition

$$\lambda_F \ll a \ll R_c. \quad (5)$$

This is essentially a technical condition, which simplifies some of the calculations. For smooth disorder, we assume, in addition, that the correlation length ξ of the disorder potential satisfies the inequality

$$\lambda_F \ll \xi \ll \ell_B^2/a. \quad (6)$$

Here, the first inequality reflects the fact that the disorder is smooth, while the second inequality ensures that the typical jump in real space of length ℓ_B^2/ξ associated with a disorder scattering event is large compared to the period a of the periodic modulation.

The 2DEG is irradiated by microwaves described by the electric potential

$$\phi(\mathbf{r}, t) = -\frac{e}{2}\mathbf{r}(\mathbf{E}^* e^{i\omega t} + \mathbf{E} e^{-i\omega t}) = \phi_+ e^{-i\omega t} + \phi_- e^{i\omega t}, \quad (7)$$

where $\phi_+ = [\phi_-]^* = -e\mathbf{E}\mathbf{r}/2$. The complex vector \mathbf{E} contains both strength and polarization of the microwaves.

In the absence of disorder and microwaves, and for sufficiently weak periodic potential, the single-particle spectrum of the electrons can be obtained by treating the periodic potential perturbatively. Starting with the oscillator states $|nk\rangle$, one obtains

$$\epsilon_{nk}^0 \simeq \omega_c(n + \frac{1}{2}) + V_n \cos(Qk\ell_B^2). \quad (8)$$

The amplitude V_n is given by

$$V_n = \tilde{V} e^{-Q^2\ell_B^2/4} L_n(Q^2\ell_B^2/2). \quad (9)$$

In the limit of high Landau levels, V_n can be approximated as $V_n \simeq \tilde{V} J_0(QR_c)$ and thus exhibits slow oscillations with period $k_F a \gg 1$ as a function of LL index n . (The LL index n enters via the cyclotron radius.) This also implies oscillations of V_n as function of the magnetic field. It is these oscillations of V_n which are responsible for the Weiss oscillations¹⁷ of the conductivity.

If in addition, a dc electric field E_{dc} is applied in the x -direction, the eigenenergies take the form

$$\epsilon_{nk} \simeq \epsilon_{nk}^0 - eE_{dc}k\ell_B^2. \quad (10)$$

It is useful to define the density of states (DOS) of a periodic potential broadened LL by

$$\nu^*(\epsilon) = \nu^* \tilde{\nu}^*(\epsilon) \quad (11)$$

with the density of states at the band center

$$\nu^* = \frac{1}{2\pi\ell_B^2} \frac{1}{\pi V_n} \quad (12)$$

and the normalized density of states

$$\tilde{\nu}^*(\epsilon) = \frac{1}{\sqrt{1 - [(\epsilon - E_n)/V_n]^2}}. \quad (13)$$

Here, n and ϵ satisfy $|\epsilon - E_n| < V_n$ (with the LL energy $E_n = \omega_c(n + 1/2)$). Note that the DOS can also be expressed as $\nu^* \sim \nu(\omega_c/V_n)$, reflecting the increased density of states due to the Landau quantization.

B. Kinetic equation

We now turn to setting up the kinetic equation for the non-equilibrium electronic distribution function f_{nk} which describes the occupation of the LL oscillator eigenstates $|nk\rangle$. These occupations change due to disorder scattering,

disorder-assisted microwave absorption and emission, as well as inelastic relaxation which we include within the relaxation-time approximation. Note that in principle this distribution function depends also on the spatial coordinate y . However, it will be sufficient throughout this work to consider distribution functions which are uniform in the y direction. (The dependence on x , on the other hand, is included, as the momentum k also plays the role of a position in the x -direction.)

If the dc electric field points in the x -direction, the kinetic equation takes the form

$$\frac{\partial f_{nk}}{\partial t} = \left(\frac{\partial f_{nk}}{\partial t} \right)_{\text{dis}} + \left(\frac{\partial f_{nk}}{\partial t} \right)_{\text{mw}} - \frac{f_{nk} - f_{nk}^0}{\tau_{\text{in}}}. \quad (14)$$

In principle, there should also be a term which describes the drift in the y -direction induced by the dc electric field. However, this term has no consequences when considering distribution functions which are independent of y . In the last term on the right-hand side, f_{nk}^0 denotes the equilibrium Fermi-Dirac distribution and τ_{in} denotes a phenomenological inelastic relaxation rate. The collision integral for disorder scattering is explicitly given by

$$\left(\frac{\partial f_{nk}}{\partial t} \right)_{\text{dis}} = \sum_{n'k'} 2\pi |\langle n'k' | U | nk \rangle|^2 [f_{n'k'} - f_{nk}] \delta(\epsilon_{nk} - \epsilon_{n'k'}). \quad (15)$$

The collision integral for disorder-assisted microwave absorption and emission is

$$\left(\frac{\partial f_{nk}}{\partial t} \right)_{\text{mw}} = \sum_{n'k'} \sum_{\sigma=\pm} 2\pi |\langle n'k' | T_{\sigma} | nk \rangle|^2 [f_{n'k'} - f_{nk}] \delta(\epsilon_{nk} - \epsilon_{n'k'} + \sigma\omega). \quad (16)$$

The precise nature of the operator T_{σ} will be given in Eq. (42) below. Note that these collision integrals involve the electron energies including the effects of the dc electric field.

If the dc electric field points along the y -direction, we can no longer include it in the eigenenergies. Instead, it enters the kinetic equation through an additional term describing the associated drift in the x -direction,

$$\frac{\partial f_{nk}}{\partial t} = -eE_{\text{dc}} \frac{\partial f_{nk}}{\partial k} + \left(\frac{\partial f_{nk}}{\partial t} \right)_{\text{dis}} + \left(\frac{\partial f_{nk}}{\partial t} \right)_{\text{mw}} - \frac{f_{nk} - f_{nk}^0}{\tau_{\text{in}}}. \quad (17)$$

The collision integrals are given by the expressions in Eqs. (15) and (16) with the energies in the δ -functions taken in the absence of the dc electric field.

We close this section with a calculation of the elastic scattering rate $1/\tau^*$ in high magnetic fields. The motivation for doing this is twofold. First, τ^* is a natural parameter in terms of which to write our final results for the conductivity. On a more technical note, computing τ^* gives us the opportunity to introduce a convenient way of dealing with integrals involving Laguerre polynomials, which will be used repeatedly throughout this paper. From the collision integral for elastic disorder scattering, we obtain

$$\frac{1}{\tau^*(\epsilon)} = \sum_{n'k'} 2\pi |\langle n'k' | U | nk \rangle|^2 \delta(\epsilon - \epsilon_{n'k'}) \quad (18)$$

with $\epsilon = \epsilon_{nk}$. Noting that $n = n'$ and inserting the expression (4) for the matrix element, we obtain

$$\frac{1}{\tau^*(\epsilon)} = 2\pi \int \frac{d^2q}{(2\pi)^2} e^{-\frac{q^2 \ell_B^2}{2}} [L_n(\frac{q^2 \ell_B^2}{2})]^2 \tilde{W}(\mathbf{q}) \delta(\epsilon - \epsilon_{nk+q_y}). \quad (19)$$

The Laguerre-polynomial factor arising from the matrix elements of the disorder potential decays as a function of $q\ell_B^2$ on the scale of the cyclotron radius R_c , in addition to fast oscillations on the scale of the zero-field Fermi wavelength λ_F . On the other hand, the argument of the δ -function changes with $k\ell_B^2$ on the scale of the period a of the periodic potential. Thus, for white-noise disorder and in the limit $\lambda_F \ll a \ll R_c$, we can average the δ -function separately over q_y . Using the identity

$$\langle \delta(\epsilon - \epsilon_{nk'}) \rangle_{k'} = 2\pi \ell_B^2 \nu^*(\epsilon) \quad (20)$$

and performing the remaining integral over the Laguerre polynomial,

$$\int \frac{d^2q}{(2\pi)^2} e^{-\frac{q^2 \ell_B^2}{2}} [L_n(\frac{q^2 \ell_B^2}{2})]^2 = \frac{1}{2\pi \ell_B^2}, \quad (21)$$

we find the result

$$\frac{1}{\tau^*(\epsilon)} = \frac{1}{\tau} \frac{\nu^*(\epsilon)}{\nu}. \quad (22)$$

In the following, we will also use the notation $\tau^* = \tau^*(\epsilon = E_n)$, i.e.

$$\tau^* = \tau \frac{\pi V_n}{\omega_c}. \quad (23)$$

This result reflects the increased density of final states in the limit of well-separated Landau levels.

For smooth disorder, we need to distinguish between the single-particle scattering time and the transport scattering time. Their zero-field values τ_s and τ_{tr} are related to the finite field values $\tau_s^*(\epsilon)$ and $\tau_{\text{tr}}^*(\epsilon)$ in analogy to Eq. (22), i.e., $\tau_s^*(\epsilon) = \tau_s \nu / \nu^*(\epsilon)$ and $\tau_{\text{tr}}^*(\epsilon) = \tau_{\text{tr}} \nu / \nu^*(\epsilon)$. Some details of the calculation are given in App. A.

III. DARK CONDUCTIVITY

A. Conductivity σ_{xx} along the modulation direction

In this section, we compute the dark conductivity, i.e., the conductivity in the absence of microwaves. We start with the situation in which the *dc* electric field is applied in the *x*-direction, i.e. parallel to the wavevector of the static periodic modulation. We assume that the *dc* electric field is sufficiently weak so that heating effects can be ignored. In this case, the distribution function remains in equilibrium, $f_{nk} = f_{nk}^0$, and the system responds to the *dc* electric field with a current in the *x*-direction.

This current can be expressed by counting the number of disorder scattering events that take an electron from a state k , localized in the *x*-direction at $k\ell_B^2$ to the left of an imaginary line x_0 parallel to the *y*-axis, to a state k' , localized at $k'\ell_B^2$ to the right of this imaginary line, and vice versa. Due to current conservation, the current is independent of the particular choice of x_0 and it turns out to be useful to average over all possible x_0 . This results in the expression

$$j_x = \frac{e}{L_y} \int_{-L_x/2}^{L_x/2} \frac{dx_0}{L_x} \sum_{nn'} \sum_{k < \frac{x_0}{\ell_B^2}} \sum_{k' > \frac{x_0}{\ell_B^2}} 2\pi |\langle n'k' | U | nk \rangle|^2 [f_{nk}^0 - f_{n'k'}^0] \delta(\epsilon_{nk} - \epsilon_{n'k'}) \quad (24)$$

for the current in the *x*-direction. Performing the integral over x_0 gives

$$j_x = \frac{\pi e}{L_x L_y} \sum_{nn'} \sum_{kk'} (k' - k) \ell_B^2 |\langle n'k' | U | nk \rangle|^2 [f_{nk}^0 - f_{n'k'}^0] \delta(\epsilon_{nk} - \epsilon_{n'k'}). \quad (25)$$

Inserting the explicit expression (4) for the disorder-averaged matrix element and performing the sum over k' , one obtains

$$j_x = \frac{\pi e}{L_x L_y} \sum_{nk} \int \frac{d^2 q}{(2\pi)^2} q_y \ell_B^2 e^{-\frac{q^2 \ell_B^2}{2}} [L_n(\frac{q^2 \ell_B^2}{2})]^2 \tilde{W}(\mathbf{q}) [f_{nk}^0 - f_{nk+q_y}^0] \delta(\epsilon_{nk}^0 - \epsilon_{nk+q_y}^0 + eE_{\text{dc}} q_y \ell_B^2). \quad (26)$$

Expanding to linear order in the *dc* electric field, one obtains for the conductivity

$$\sigma_{xx} = \frac{\pi e^2}{L_x L_y} \sum_{nk} \left(-\frac{\partial f_{nk}^0}{\partial \epsilon_{nk}^0} \right) \int \frac{d^2 q}{(2\pi)^2} (q_y \ell_B^2)^2 e^{-\frac{q^2 \ell_B^2}{2}} [L_n(\frac{q^2 \ell_B^2}{2})]^2 \tilde{W}(\mathbf{q}) \delta(\epsilon_{nk}^0 - \epsilon_{nk+q_y}^0). \quad (27)$$

For white-noise disorder and $\lambda_F \ll a \ll R_c$, the Laguerre-polynomial integral can be computed in analogy with the evaluation of Eq. (19) above. Using

$$\int \frac{d^2 q}{(2\pi)^2} (q_y \ell_B^2)^2 e^{-\frac{q^2 \ell_B^2}{2}} [L_n(\frac{q^2 \ell_B^2}{2})]^2 = \frac{N}{\pi}, \quad (28)$$

this yields

$$\sigma_{xx} = \frac{e^2 N}{L_x L_y} \frac{1}{2\pi \nu \tau} \sum_{nk} \left(-\frac{\partial f_{nk}^0}{\partial \epsilon_{nk}^0} \right) 2\pi \ell_B^2 \nu^*(\epsilon_k^0). \quad (29)$$

Expressing the sum by an integral involving the density of states, we can cast this result in the final form

$$\sigma_{xx} = \int d\epsilon \left(-\frac{\partial f(\epsilon)}{\partial \epsilon} \right) \sigma_{xx}(\epsilon) \quad (30)$$

in terms of

$$\sigma_{xx}(\epsilon) = e^2 \left(\frac{R_c^2}{2\tau_{\text{tr}}^*(\epsilon)} \right) \nu^*(\epsilon). \quad (31)$$

This equation is written such that it includes both types of disorder. For white-noise disorder $\tau_{\text{tr}}^* = \tau_s^* = \tau^*$, while for smooth disorder $\tau_{\text{tr}}^* \neq \tau_s^*$. The derivation of the result for smooth disorder is sketched in App. A.

This result for the dark conductivity can be interpreted as follows. The bare rate for disorder scattering is $1/\tau_s^*$, where each scattering event is associated with a momentum transfer $1/\xi$. This momentum transfer translates into a jump of magnitude ℓ_B^2/ξ in real space so that the electron diffuses in the x -direction with a diffusion constant $D_{xx} \sim (\ell_B^2/\xi)^2/\tau_s^*$. Alternatively, this diffusion constant can be written in terms of the transport time as $D_{xx} = R_c^2/2\tau_{\text{tr}}^*$ (using that $\tau_{\text{tr}}^*/\tau_s^* \sim (k_F\xi)^2$). By the Einstein relation, this diffusion constant translates into the conductivity given in Eq. (31). The conductivity (31) can also be expressed in terms of the zero-B conductivity $\sigma_{xx}(B=0)$ as $\sigma_{xx} = \sigma_{xx}(B=0)/(\omega_c\tau_{\text{tr}}^*)^2$. We also note that $\sigma_{xx} \sim 1/V_n^2$ so that the oscillations of V with magnetic field B (cf. Eq. (9) above) lead to Weiss oscillations of the conductivity, in agreement with previous results.¹⁷

The energy integral in Eq. (30) is formally logarithmically divergent due to the square-root singularity of the density of states $\nu^*(\epsilon)$ at the band edge. This singularity is cut off by smearing of the band edge by disorder or by the applied dc electric field, when the latter is kept beyond linear order.

B. Conductivity σ_{yy} perpendicular to the modulation direction

An applied dc electric field in the y -direction leads to a non-equilibrium distribution function f_{nk} due to the drift term in the kinetic equation (17). In the absence of microwaves, linearizing the stationary kinetic equation in the applied dc electric field yields

$$eE_{\text{dc}} \frac{\partial f_{nk}^0}{\partial k} = 2\pi \int \frac{d^2q}{(2\pi)^2} e^{-\frac{q^2 \ell_B^2}{2}} [L_n(\frac{q^2 \ell_B^2}{2})]^2 \tilde{W}(\mathbf{q}) [\delta f_{nk+q_y} - \delta f_{nk}] \delta(\epsilon_{nk}^0 - \epsilon_{nk+q_y}^0). \quad (32)$$

Here, $\delta f_{nk} = f_{nk} - f_{nk}^0$ denotes the deviation from the equilibrium distribution function, and we have neglected inelastic processes relative to elastic disorder scattering. Due to the periodicity in the x -direction, $\delta f_{nk} = \delta f_{nk+a/\ell_B^2}$. Moreover, if k and $k+q_y$ are two momenta with the same energy ϵ_{nk}^0 , but opposite signs of the derivative $\partial \epsilon_{nk}^0/\partial k$, then $\delta f_{nk} = -\delta f_{nk+q_y}$. Using that for white-noise disorder and $\lambda_F \ll a \ll R_c$, we can split the q -integration as in the evaluation of (19) and obtain

$$\delta f_{nk} = -eE_{\text{dc}} \tau^*(\epsilon_{nk}^0) \frac{\partial f_{nk}^0}{\partial k}. \quad (33)$$

In terms of the distribution function, the current in the y -direction is given by

$$j_y = e \frac{1}{L_x L_y} \sum_{nk} \frac{\partial \epsilon_{nk}^0}{\partial k} \delta f_{nk}. \quad (34)$$

Inserting the expression for the distribution function gives for the conductivity

$$\sigma_{yy} = -\frac{e^2}{L_x L_y} \sum_{nk} \left(\frac{\partial \epsilon_{nk}^0}{\partial k} \right)^2 \tau^*(\epsilon_{nk}^0) \frac{\partial f_{nk}^0}{\partial \epsilon_{nk}^0}. \quad (35)$$

Expressing the sum over nk as an energy integral involving the DOS, we obtain

$$\sigma_{yy} = \int d\epsilon \left(-\frac{\partial f^0(\epsilon)}{\partial \epsilon} \right) \sigma_{yy}(\epsilon) \quad (36)$$

with

$$\sigma_{yy}(\epsilon) = e^2 ([v_y(\epsilon)]^2 \tau_s^*(\epsilon)) \nu^*(\epsilon). \quad (37)$$

As above for σ_{xx} , this result is written such that it includes both the case of white-noise and of smooth disorder. The derivation for the case of smooth disorder is sketched in App. A. We have defined the drift velocity

$$|v_y(\epsilon)| = \left| \frac{\partial \epsilon_{nk}^0}{\partial k} \right| = \frac{1}{\pi a \nu^*(\epsilon)} \quad (38)$$

in the y -direction, induced by the periodic modulation.

The result (37) can be interpreted as follows. With respect to the motion in the y -direction, a partially filled LL consists effectively of a set of two ‘‘internal edge channels’’ parallel to the y -axis per period a . Neighboring channels flow in opposite directions so that disorder scattering randomizes the direction of the motion in the y -direction after time τ_s^* . The factor $D_{yy} = v_y^2 \tau_s^*$ can thus be interpreted as the diffusion constant of the resulting diffusion process. We note that unlike $\sigma_{xx}(\epsilon)$, the conductivity $\sigma_{yy}(\epsilon)$ remains finite at the band edge. The anisotropy σ_{yy}/σ_{xx} of the dark conductivity is thus of order $(v_y \tau_s^*/R_c)^2 (k_F \xi)^2$, where both factors are larger than unity. The dark conductivity σ_{yy} depends on the modulation-induced LL broadening as $\sigma_{xx} \sim V_n^2$, so that the Weiss oscillations in σ_{yy} are phase shifted by π relative to the oscillations in σ_{xx} , in agreement with standard results.¹⁷

The dc electric field also leads to heating of the electron system. The characteristic field E_{dc}^* where this becomes relevant, can be estimated as follows. The dc electric field causes a drift in the x -direction with drift velocity (E_{dc}/B) , changing the potential energy of the electron by $(V/a)(E_{dc}/B)\tau_s^*$. This gives rise to a diffusion constant in energy of $D_\epsilon \sim (V/a)^2 (E_{dc}/B)^2 \tau_s^*$. Heating can be neglected as long as the typical energy change $(D_\epsilon \tau_{in})^{1/2}$ is small compared to V . This gives the condition

$$E_{dc} \ll E_{dc}^* = \frac{Ba}{2\pi\sqrt{\tau_{in}\tau_s^*}} \quad (39)$$

for the dc electric field. It is only for these electric fields that the result (37) is valid. A more formal derivation of this result is given in App. B.

For larger dc electric fields $E_{dc} \gg E_{dc}^*$, the effect of heating needs to be taken into account. Following the arguments given in App. B, one expects that the conductivity is suppressed by heating effects and behaves in magnitude as

$$\sigma_{yy} \sim \left(\frac{E_{dc}^*}{E_{dc}} \right)^2 e^2 D_{yy} \nu^*. \quad (40)$$

The reason for this suppression is that heating reduces the k -dependence of the distribution function.

IV. DISPLACEMENT PHOTOCURRENT

A. t -matrix elements

The microwaves lead to additional contributions to the transition matrix element between LL oscillator states which enters into the current expression (1). Direct microwave absorption or emission does not contribute to the current, because the microwaves do not transfer momentum to the electrons so that such processes are not associated with displacements in real space. In addition, such processes occur only for $\omega = \omega_c$. On the other hand, disorder-assisted microwave absorption and emission is associated with displacements in real space of the order of R_c (ℓ_B^2/ξ for smooth disorder). This process is allowed for microwave frequencies away from ω_c . In this section, we compute the contribution of this displacement mechanism to the photoconductivity within our model.

The transition rate between LL oscillator states involves the t -matrix

$$T = (U + \phi) + (U + \phi)G_0(U + \phi) + \dots, \quad (41)$$

where G_0 denotes the retarded Green function of the unperturbed system. The dark conductivity, computed in the previous section, follows in the approximation $T \simeq U$. Disorder-assisted microwave absorption T_+ and emission T_- is given by

$$T_\pm = [UG_0\phi_\pm + \phi_\pm G_0U]. \quad (42)$$

Note that T_+ and T_- contribute incoherently. Assuming that ω couples only neighboring LLs and that the microwaves are linearly polarized in the x -direction, the corresponding matrix elements between LL oscillator states are

$$\langle n \pm 1k' | T_\pm | nk \rangle = \pm \left(\frac{eER_c}{4\Delta\omega} \right) [\langle n \pm 1k' | U | n \pm 1k \rangle - \langle nk' | U | nk \rangle], \quad (43)$$

where we used

$$\begin{aligned} G_{0,n\pm 1k}(\epsilon_{nk} \pm \omega) &= \frac{1}{\epsilon_{nk} \pm \omega - \epsilon_{n\pm 1k}} = \mp \frac{1}{\Delta\omega} \\ G_{0,nk'}(\epsilon_{nk}) &= \frac{1}{\epsilon_{nk} - \epsilon_{nk'}} = \pm \frac{1}{\Delta\omega}. \end{aligned} \quad (44)$$

Using the disorder matrix elements and neglecting corrections of order $1/n$, one finds

$$|\langle n \pm 1k' | T_{\pm} | nk \rangle|^2 \simeq \left(\frac{eER_c}{4\Delta\omega} \right)^2 \int \frac{d^2q}{(2\pi)^2} \delta_{q_y, k' - k} e^{-\frac{q^2 \ell_B^2}{2}} [L_{n+1}(\frac{q^2 \ell_B^2}{2}) - L_n(\frac{q^2 \ell_B^2}{2})]^2 \tilde{W}(\mathbf{q}). \quad (45)$$

Thus in this approximation, the matrix elements are identical for absorption and emission and depend only on the absolute value of $k - k'$. It is worthwhile to point out that the difference between the two Laguerre polynomials reflects the fact that disorder-assisted microwave absorption involves a coherent sum of two processes: In one process, a microwave photon is first absorbed, resulting in a transition from the n th to the $(n+1)$ th LL, with disorder subsequently inducing a transition between states in the $(n+1)$ th LL. In the second process, disorder first leads to a transition between states in the n th LL with a subsequent absorption of a microwave photon. The divergence of the matrix element for $\Delta\omega \rightarrow 0$ is an artefact of low-order perturbation theory in the disorder potential U . In a more accurate treatment, this divergence would be removed by disorder broadening.

B. Displacement photocurrent j_x along the modulation direction

In this section, we compute the displacement contribution to the photocurrent in the modulation direction. The current in the x -direction can now be computed in terms of Fermi's golden rule in the same manner as for the dark current in Sec. III. In this way, one obtains

$$j_x^{\text{photoI}} = \frac{2\pi e}{L_x L_y} \sum_n \sum_{kk'} (k' - k) \ell_B^2 |\langle n + 1k' | T_+ | nk \rangle|^2 [f_{nk}^0 - f_{n+1k'}^0] \delta(\epsilon_{nk} - \epsilon_{n+1k'} + \omega). \quad (46)$$

Here, we assume that the microwaves frequency $\omega > 0$ is such that it couples neighboring LLs.

In order not to complicate the calculations unnecessarily, we will consider temperatures $T \gg V$. In this regime, the temperature smearing is over an energy range large compared to the LL width and the distribution function depends only on the LL index n , but not on the momentum k . Inserting the explicit expression (45) for the t -matrix element, we obtain

$$\begin{aligned} j_x^{\text{photoI}} &= \frac{2\pi \ell_B^2 e}{L_x L_y} \left(\frac{eER_c}{4\Delta\omega} \right)^2 \sum_n [f_n - f_{n+1}] \\ &\times \sum_k \int \frac{d^2q}{(2\pi)^2} q_y e^{-\frac{q^2 \ell_B^2}{2}} [L_{n+1}(\frac{q^2 \ell_B^2}{2}) - L_n(\frac{q^2 \ell_B^2}{2})]^2 \tilde{W}(\mathbf{q}) \delta(\epsilon_{n+1k} - \epsilon_{nk+q_y} - \omega). \end{aligned} \quad (47)$$

The k -summation gives

$$\sum_k \delta(\epsilon_{n+1k} - \epsilon_{nk+q_y} - \omega) = \frac{L_x L_y}{2\pi \ell_B^2 2\pi V_n} \frac{1}{[\sin^2 \frac{Qq_y}{2} - (\frac{\Delta\tilde{\omega}}{2V_n})^2]^{1/2}}, \quad (48)$$

where we introduced $\Delta\tilde{\omega} = \Delta\omega - eE_{\text{dc}} q_y \ell_B^2$. Thus, we obtain for the current

$$\begin{aligned} j_x^{\text{photoI}} &= \frac{e}{2\pi \ell_B^2} \left(\frac{eER_c}{4\Delta\omega} \right)^2 \sum_n [f_n - f_{n+1}] \\ &\times \int \frac{d^2q}{(2\pi)^2} q_y \ell_B^2 e^{-\frac{q^2 \ell_B^2}{2}} [L_{n+1}(\frac{q^2 \ell_B^2}{2}) - L_n(\frac{q^2 \ell_B^2}{2})]^2 \frac{\tilde{W}(\mathbf{q})}{V_n [\sin^2 \frac{Qq_y}{2} - (\frac{\Delta\tilde{\omega}}{2V_n})^2]^{1/2}}, \end{aligned} \quad (49)$$

where the integral is only over the region where the square root in the denominator is real. It is useful to interpret the various factors in this expression. It consists of a charge density per LL $e/2\pi \ell_B^2$, and a rate (per LL) for jumps in the

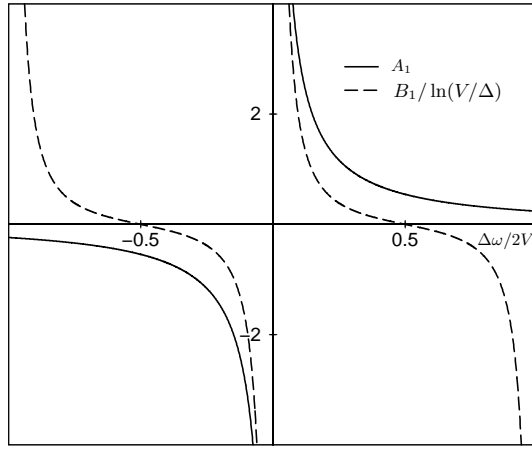


FIG. 1: The functions $A_1(\Delta\omega/2V_N)$ (full line) and $B_1(\Delta\omega/2V_N)/\ln(V_N/\Delta)$ (dashed line), describing the dependence of the parallel photoconductivity on the microwave frequency, cf. Eqs. (52) and (68).

x -direction with lengths between $q_y\ell_B^2$ and $(q_y + dq_y)\ell_B^2$, multiplied by the jump lengths $q_y\ell_B^2$. Finally, the expression is integrated over all jump lengths q_y and summed over all LLs.

The sum over LLs n is trivial and for white-noise disorder, the integral over q can again be decoupled for $\lambda_F \ll a \ll R_c$. Expanding to linear order in the dc electric field and using the integral

$$\int \frac{d^2q}{(2\pi)^2} (q_y\ell_B^2)^2 e^{-\frac{q^2\ell_B^2}{2}} [L_{n+1}(\frac{q^2\ell_B^2}{2}) - L_n(\frac{q^2\ell_B^2}{2})]^2 = \frac{3n}{\pi}, \quad (50)$$

we obtain the linear-response conductivity

$$\sigma_{xx}^{\text{photoI}} = [e^2 D_{xx} \nu^*] \frac{\tau_s^*}{\tau_{\text{tr}}^*} \left(\frac{eER_c}{4\Delta\omega} \right)^2 A_1(\Delta\omega/2V_N) \quad (51)$$

with the function (cf. Fig. 1)

$$A_1(x) = -\frac{3}{\pi^2} \frac{\partial}{\partial x} K(\sqrt{1-x^2}), \quad (52)$$

expressed in terms of the complete elliptic function K . Note that the first factor in Eq. (51) is just the dark conductivity σ_{xx} [cf. Eq. (31)] and that the result includes the case of smooth disorder. (Strictly speaking, the result for smooth disorder is valid only up to a numerical prefactor that depends on the precise nature of the smooth disorder potential, cf. App. A for details.) The behavior of this displacement photocurrent for $\Delta\omega \ll 2V_N$ and $\Delta\omega \sim 2V_N$ follows from the asymptotic expressions

$$K(\sqrt{1-(\Delta\omega/2V_N)^2}) \simeq \begin{cases} -\ln(|\Delta\omega|/8V_N) & |\Delta\omega/2V_N| \ll 1 \\ \frac{\pi}{4}(1 + \frac{\alpha}{4}) & \alpha = 1 - (\frac{\Delta\omega}{2V_N})^2 \ll 1 \end{cases} \quad (53)$$

This implies that $A_1(\Delta\omega/2V_N)$ remains finite for $|\Delta\omega/2V_N| \rightarrow 1$ (cf. Fig. 2) and is proportional to $1/\Delta\omega$ for small $|\Delta\omega/2V_N|$. The sign of the displacement photocurrent is given by $\text{sgn}(\omega_c - \omega)$, similar to previous work on disorder-broadened LLs.^{8,11}

The magnitude of the displacement contribution (51) to the photoconductivity can be understood as follows. The bare rate of disorder-induced microwave absorption is $(1/\tau_s^*)(eER_c/\Delta\omega)^2$, where the second factor is the dipole coupling of the microwave field for Landau states divided by the relevant energy denominator of the intermediate state. Each of these scattering events is associated with a jump in real space of the order of ℓ_B^2/ξ , resulting in an effective diffusion constant $D_{xx}(eER_c/\Delta\omega)^2$. An additional factor $(\tau_s^*/\tau_{\text{tr}}^*)$ arises because of the partially destructive interference of the two contributions which were discussed below Eq. (45). This interference leads to the difference of Laguerre polynomials in Eq. (49) which introduces an additional quantity $(q/k_F)^2$ into the integral. This factor is of order $1/(k_F\xi)^2 \sim (\tau_s^*/\tau_{\text{tr}}^*)$.

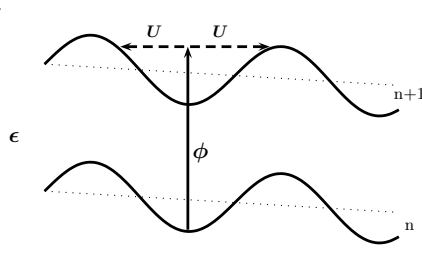


FIG. 2: Illustration of disorder-assisted microwave absorption for $\Delta\omega \simeq 2V_N$. In the x -direction, the Landau levels are modulated by the periodic potential and tilted by the dc field. The square-root singularity of the Landau level DOS (13) at the band edge leads to the singular behavior of the photocurrent for these detunings $\Delta\omega$, cf. Fig. 1.

C. Displacement photocurrent j_y perpendicular to the modulation direction

The current in the y -direction can also be computed in a semiclassical approach. If a dc electric field is applied in the y -direction, the equipotential lines of energy \mathcal{E} are "meander" lines defined by $\mathcal{E} = V_n \cos(Qx) - eE_{dc}y$. This gives

$$y = \frac{1}{eE_{dc}} [V_n \cos(Qx) - \mathcal{E}] \quad (54)$$

with an average y -value $\bar{y} = -\mathcal{E}/eE_{dc}$. Quantum-mechanically, we can think of these equipotential lines as states. This relation as well as the calculation sketched in this section is worked out more formally in App. C. Scattering between such meander states that differ in energy by $\Delta\omega = \omega_c - \omega$ (ignoring the LL energy) involves jumping a distance $\Delta\omega/eE_{dc}$ in the y -direction. Thus, we can again compute the current by Fermi's golden rule. It is important to observe that the direction of the jumps is fixed by the sign of the energy difference. Below, we will comment on the limits of validity of this approach.

The current expression involves the rate of jumps. If E_{dc} is sufficiently weak, the amplitude of the meander line is very large compared to the scale R_c over which jumps occur. On the scale of the jump, the meander lines are therefore essentially indistinguishable from the equipotential lines in the absence of the dc -field. This allows us to employ the rate of jumps which we obtained from the calculation of the current in x -direction. (We have to set $E_{dc} = 0$ in the formulas obtained there, cf. Eq. (49)). In this way, we obtain for the displacement photocurrent in the y direction

$$j_y^{\text{photoI}} = \frac{e}{2\pi\ell_B^2} \left(\frac{eER_c}{4\Delta\omega} \right)^2 \sum_n [f_n - f_{n+1}] \times \frac{\Delta\omega}{eE_{dc}} \int \frac{d^2q}{(2\pi)^2} e^{-\frac{q^2\ell_B^2}{2}} [L_{n+1}(\frac{q^2\ell_B^2}{2}) - L_n(\frac{q^2\ell_B^2}{2})]^2 \frac{\tilde{W}(\mathbf{q})}{V_n [\sin^2 \frac{Qq_y}{2} - (\frac{\Delta\omega}{2V_n})^2]^{1/2}}. \quad (55)$$

As mentioned above, we derive this expression more formally in App. C. Computing the integral for white-noise disorder, we obtain the result

$$j_y^{\text{photoI}} = \frac{8\Delta\omega}{(2\pi)^3 V_N \ell_B^4 E_{dc}} \left(\frac{eER_c}{4\Delta\omega} \right)^2 \frac{1}{2\pi\nu\tau} K(\sqrt{1 - (\Delta\omega/2V_N)^2}), \quad (56)$$

valid for $\lambda_F \ll a \ll R_c$ and $T \gg V_N$. Note that the current is *not* linear in the applied dc electric field but rather diverges as $1/E_{dc}$. This anomalous behavior is associated with the fact that the length of the jumps diverges with decreasing dc electric field and that the direction of all jumps is the same, fixed by the sign of $\Delta\omega$. Rewriting the result in terms of a conductivity, we obtain

$$\sigma_{yy}^{\text{photoI}} = [e^2 D_{yy} \nu^*] \left(\frac{aB/\pi \sqrt{\tau_s^* \tau_{tr}^*}}{E_{dc}} \right)^2 \left(\frac{eER_c}{4\Delta\omega} \right)^2 A_2(\Delta\omega/2V_N). \quad (57)$$

Note that the first factor is just the dark conductivity σ_{yy} . The derivation of the result for smooth disorder is sketched in App. A. The function $A_2(x)$ is defined by

$$A_2(x) = 2xK(\sqrt{1-x^2}) \quad (58)$$

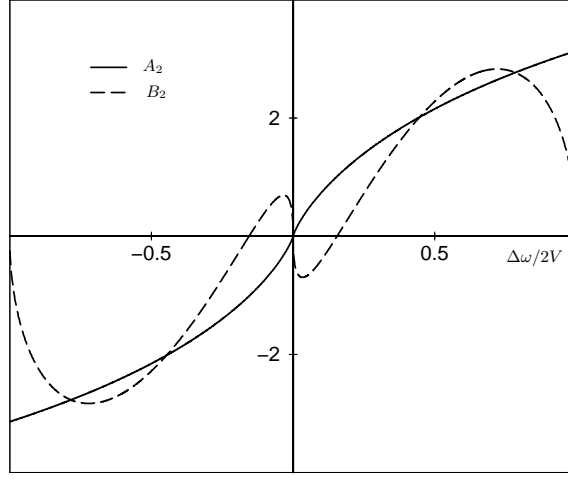


FIG. 3: The functions $A_2(\Delta\omega/2V_N)$ (full line) and $B_2(\Delta\omega/2V_N)$ (dashed line) describing the dependence of the perpendicular photoconductivity on the microwave frequency, cf. Eqs. (58) and (71).

and plotted in Fig. 3. The sign of the photocurrent is given by $\text{sgn}(\omega_c - \omega)$, as in the case of $\sigma_{xx}^{\text{photoI}}$.

The magnitude of $\sigma_{yy}^{\text{photo}}$ can be understood as follows. Since all jumps are in the same direction, we estimate the current density directly. Effectively one LL contributes so that the relevant density of electrons is $1/2\pi\ell_B^2$. The step length is $\Delta\omega/eE_{\text{dc}}$ and the rate of jumps is given by $(1/\tau_s^*)(eER_c/\Delta\omega)^2(\tau_s^*/\tau_{\text{tr}}^*)$ where the first two factors are the bare rate and the last factor again reflects the partially destructive interference between the two contributions to disorder-assisted microwave absorption. Thus, we find a current of order $j_y^{\text{photoI}} \sim (e/2\pi\ell_B^2)(\Delta\omega/eE_{\text{dc}})(1/\tau_s^*)(eER_c/\Delta\omega)^2(\tau_s^*/\tau_{\text{tr}}^*)$, in agreement with Eq. (57).

The limits of validity of this result are most naturally discussed in terms of a semiclassical picture. Semiclassically, the individual scattering events such as disorder-assisted microwave absorption leave the y -coordinate of the electron essentially unchanged (to an accuracy of R_c). The full jump by $\Delta\omega/eE_{\text{dc}}$ is realized only if the electron remains in the meander state it scattered into for sufficiently long times to explore its entire y -range. Under the condition $\tau_s^* \ll \tau_{\text{in}}$, the electron will diffuse on the meander line before equilibrating by inelastic processes. The typical diffusion distance $\sqrt{D_{yy}\tau_{\text{in}}}$ in the y -direction should be larger than the amplitude V_N/eE_{dc} of the meander line. Thus, we find that the condition for the validity of the expression (57) is

$$E_{\text{dc}} \gg E_{\text{dc}}^* = \frac{aB}{2\pi\sqrt{\tau^*\tau_{\text{in}}}} \quad (59)$$

Note that this is just the opposite of the range of validity of the dark conductivity σ_{yy} computed in Eq. (37).

For smaller dc electric fields, the jumps are no longer all in the same direction and we can estimate the displacement photoconductivity as follows. The disorder-induced microwave absorption excites the electrons to a meander (equipotential) line which is shifted in the y -direction by $\Delta\omega/eE_{\text{dc}}$ relative to the initial state. For definiteness, assume that this shift is in the positive y -direction. Since quasiclassically, the jump itself leaves the y -coordinate of the electrons unchanged (to an accuracy of R_c), the electrons will initially populate only those parts of the excited meander line, which are at least a distance $\Delta\omega/eE_{\text{dc}}$ from its top (in the y -direction). After the excitation, the electrons begin to diffuse on the equipotential line due to disorder scattering, typically a distance $\sqrt{D_{yy}\tau_{\text{in}}}$ before they relax back. Thus, after time τ_{in} , the population of the excited meander line will extend further in the positive y -direction by a distance $\sqrt{D_{yy}\tau_{\text{in}}}$, and the average *positive* drift per electron is $[\sqrt{D_{yy}\tau_{\text{in}}}/(V_N/eE_{\text{dc}})]\sqrt{D_{yy}\tau_{\text{in}}}$. These arguments lead to a displacement photoconductivity of

$$\sigma_{yy}^{\text{photoI}} \sim [e^2 D_{yy} \nu^*] \left(\frac{eER_c}{\Delta\omega} \right)^2 \left(\frac{\tau_{\text{in}}}{\tau_{\text{tr}}^*} \right) \quad (60)$$

valid for $E_{\text{dc}} \ll E_{\text{dc}}^*$. Note that this result matches with Eq. (57) for $E_{\text{dc}} = E_{\text{dc}}^*$. It is interesting to note that even the linear-response displacement photoconductivity involves the inelastic relaxation time τ_{in} .

V. THE EFFECT OF A NON-EQUILIBRIUM ELECTRON DISTRIBUTION ON THE PHOTOCURRENT

A. Distribution function

For non-zero inelastic relaxation time τ_{in} , the microwave irradiation changes the electron distribution function, away from the equilibrium Fermi-Dirac distribution. In this section, we consider the contribution to the photocurrent arising from this change in f_{nk} .

The microwave-induced change in the distribution function can be computed from the stationary kinetic equation in the absence of the dc electric field. Elastic disorder scattering contributes only when states of the same energy have different occupations. Since this is not the case for $E_{\text{dc}} = 0$, we can ignore elastic disorder scattering when computing the microwave-induced change in f_{nk} . Thus, the kinetic equation reduces to a balance between the microwave-induced collision integral and inelastic relaxation which yields to linear order in the microwave intensity

$$\delta f_{nk} = f_{nk} - f_{nk}^0 = \tau_{\text{in}} \sum_{n'k'} \sum_{\sigma=\pm} 2\pi |\langle n'k' | T_{\sigma} | nk \rangle|^2 [f_{n'k'}^0 - f_{nk}^0] \delta(\epsilon_{nk}^0 - \epsilon_{n'k'}^0 + \sigma\omega). \quad (61)$$

As before, we restrict attention to temperatures $T \gg V$ so that $f_{nk}^0 \simeq f_n^0$, independent of k . Inserting the explicit expression (45) for the t -matrix element for white-noise disorder and using the decoupling of the q -integration for $\lambda_F \ll a \ll R_c$, we obtain for the change in the distribution function

$$\delta f_{nk} = 2 \left(\frac{eER_c}{4\Delta\omega} \right)^2 \sum_{\sigma=\pm} [f_{n+\sigma}^0 - f_n^0] \frac{\tau_{\text{in}}}{\tau_{\text{tr}}^*(\epsilon_{nk}^0 - \sigma\Delta\omega)} \theta(V - |\epsilon_{nk}^0 - \sigma\Delta\omega|). \quad (62)$$

Note that k enters this expression only through ϵ_{nk}^0 . Strictly speaking, this expression breaks down when $\epsilon_{nk}^0 - \sigma\Delta\omega$ approaches the band edge. In this limit, it is no longer sufficient to treat the microwave field to linear order in the intensity. Effectively, this divergence is cut off when δf_{nk} becomes of order unity, i.e., for distances $\Delta\epsilon$ from the band edge satisfying

$$\Delta\epsilon \ll V \left[\left(\frac{eER_c}{\Delta\omega} \right)^2 \left(\frac{\tau_{\text{in}}}{\tau_{\text{tr}}^*} \right)^2 \right] \quad (63)$$

Here, we used that the DOS has a square-root divergence at the band edge. We also note that our linear approximation in the microwave intensity breaks down completely beyond microwave intensities given by $(eER_c/\Delta\omega)^2 (\tau_{\text{in}}/\tau_{\text{tr}}^*) \sim 1$.

In the estimate

$$\delta f_{nk} \sim (1/\tau_s^*) (eER_c/\Delta\omega)^2 (\tau_s^*/\tau_{\text{tr}}^*) \tau_{\text{in}} \quad (64)$$

for the magnitude of δf_{nk} , the first three factors are the rate for disorder-assisted microwave absorption and emission. The last factor τ_{in} represents the time interval during which electrons are excited. The expression (62) will form the basis of our calculation of the distribution-function mechanism for the photocurrent to which we now turn.

B. Distribution-function contribution to the photoconductivity along the modulation direction

Going through the same steps as in the derivation of the dark current in the x -direction, one finds that Eq. (29) for σ_{xx} remains valid even for a non-equilibrium distribution function, as long as it depends on k through ϵ_{nk}^0 only. Thus, we find for the distribution-function contribution to the photoconductivity

$$\sigma_{xx}^{\text{photo II}} = \frac{e^2 N}{L_x L_y} 2\pi \ell_B^2 \frac{1}{2\pi\nu\tau} \sum_{nk} \left(-\frac{\partial \delta f(\epsilon_{nk}^0)}{\partial \epsilon_{nk}^0} \right) \nu^*(\epsilon_k^0). \quad (65)$$

Inserting δf_{nk} from Eq. (62), performing the sum over the LL index n , and rewriting the sum over k as an energy integral involving the density of states, we obtain our result

$$\sigma_{xx}^{\text{photo II}} = 4 \left(\frac{\tau_{\text{in}}}{\tau_{\text{tr}}^*} \right) \left(\frac{eER_c}{4\Delta\omega} \right)^2 [e^2 D_{xx} \nu^*] B_1(\Delta\omega/2V_N) \quad (66)$$

for the distribution-function contribution to the photoconductivity. The function

$$B_1(\Delta\omega/2V_N) = -\frac{\partial}{\partial\Delta\omega} \int_{-V_N}^{V_N-|\Delta\omega|} d\epsilon \tilde{\nu}^*(\epsilon + |\Delta\omega|) [\tilde{\nu}^*(\epsilon)]^2. \quad (67)$$

is of order unity for $\Delta\omega \sim V_N$. This result shows that for the parallel photocurrent, the distribution-function contribution is larger than the displacement contribution (51) by a large parameter $\tau_{\text{in}}/\tau_s^*$. This result is consistent with earlier results for disorder-broadened Landau levels.^{11,14}

The integral (67) has a logarithmic singularity at the lower limit, which has the same origin as the divergence as the dark conductivity σ_{xx} in Eq. (31). Thus, the singularity is cut off in the same way as for the dark conductivity. (For small $\Delta\omega$, one may seemingly have a more serious singularity. However, we should remember that the DOS arising from δf never really becomes singular, cf. the discussion above around Eq. (63).) Since the logarithmic singularity dominates the integral (67), we can replace ϵ by the lower limit in the DOS $\tilde{\nu}^*(\epsilon + |\Delta\omega|)$. In this way, we obtain the result (cf. Figs. 1)

$$B_1(x) = \frac{1}{16} \frac{1-2|x|}{(|x|-|x|^2)^{3/2}} \ln \frac{V_N}{\Delta} \text{sgn}x. \quad (68)$$

Here, Δ denotes an effective broadening in energy of the band edge, either due to disorder or a finite dc electric field, which cuts off the logarithmic singularity. Interestingly, this shows that the sign of the photocurrent is given by $\text{sgn}(\omega_c - \omega)$ for $|\Delta\omega| < V_N$ only. For $|\Delta\omega| = V_N$, we find additional sign changes which are associated with the singular nature of the DOS at the Landau level edge, cf. Eq. (13).

C. Distribution function contribution to the photocurrent perpendicular to the modulation direction

To compute the distribution-function contribution to the photoconductivity σ_{yy} , we note that Eq. (35) remains valid for non-equilibrium distribution functions which depend on k through ϵ_{nk}^0 , only. Thus, our starting point is

$$\sigma_{yy}^{\text{photoII}} = -\frac{e^2}{2\pi} (2\pi\nu\tau) \frac{1}{L_x L_y} \sum_{nk} \left(\frac{\partial \epsilon_{nk}^0}{\partial k} \right)^2 \frac{1}{\nu^*(\epsilon_{nk}^0)} \frac{\partial \delta f_{nk}}{\partial \epsilon_{nk}}. \quad (69)$$

Inserting δf_{nk} from Eq. (62) and rewriting the sum over nk as an integral, we obtain the final result

$$\sigma_{yy}^{\text{photoII}} = 4 \left(\frac{\tau_{\text{in}}}{\tau_{\text{tr}}^*} \right) \left(\frac{eER_c}{4\Delta\omega} \right)^2 [e^2 D_{yy} \nu^*] B_2(\Delta\omega/2V_N). \quad (70)$$

The expression (70) is given in terms of the function

$$B_2(\Delta\omega/2V_N) = -\frac{\partial}{\partial\Delta\omega} \int_{-V_N+|\Delta\omega|}^{V_N} d\epsilon \frac{1}{[\tilde{\nu}^*(\epsilon)]^2} \tilde{\nu}^*(\epsilon - |\Delta\omega|). \quad (71)$$

This integral is elementary and we obtain (cf. Fig. 3)

$$B_2(x) = \left[8|x| \left(\arcsin(1-2|x|) + \frac{\pi}{2} \right) - 8\sqrt{|x|-|x|^2} \right] \text{sgn}x. \quad (72)$$

Asymptotically, this function behaves as

$$B_2(x) \simeq \begin{cases} -8\sqrt{|x|} \text{sgn}x & |x| \ll 1, \\ 4\sqrt{1-|x|} \text{sgn}x & 1-|x| \ll 1. \end{cases} \quad (73)$$

Interestingly, $B_2(x)$ has different signs in these two limits, implying that the function $B_2(x)$ must have a node between the arguments $x=0$ and $x=1$. This node is approximately at $|\Delta\omega| \approx 2V_N/\pi^2 \approx 0.2V$. As a result, the distribution-function contribution to the photoconductivity $\sigma_{yy}^{\text{photoII}}$ has the same sign as $\sigma_{yy}^{\text{photoI}}$ only in the range $|\Delta\omega| \gtrsim 0.2V_N$. Again, we associate this behavior with the anomalous behavior of the DOS.

The magnitude is, apart from a function of $\Delta\omega/V_N$, of order $\sigma_{yy}\delta f$. Remarkably, in this case the magnitude is of the same order as the displacement contribution in Eq. (60). The reason for this is that the displacement mechanism exhibits a singular, non-Ohmic dependence on the dc electric field which is cut off at small fields by inelastic processes only. A more detailed analysis beyond this order of magnitude comparison would require an accurate calculation of the displacement contribution to the photocurrent in the linear-response regime. Such a calculation is beyond the scope of this paper and the result may in any case be sensitive to details of the model for inelastic relaxation.

D. Weiss oscillations of the photocurrent

The Weiss oscillations arising from the oscillatory behavior of the V_n as function of LL index n or magnetic field have two effects on the photocurrent. First, they lead to a modulation of the amplitude of the photocurrent. This amplitude modulation is similar to that of the dark conductivity as the photoconductivity is proportional to the dark conductivity. A difference may arise from the additional prefactor $\tau_{\text{in}}/\tau_{\text{tr}}^*$ entering the photocurrents, cf. Eqs. (66) and (70). Specifically, if the inelastic relaxation rate τ_{in} depends in a different way on the LL DOS ν^* compared to the transport time τ_{tr} , there may be a distinct difference between the Weiss oscillations in the dark and the photoconductivity. Depending on whether the Weiss oscillations in the photoconductivity are more or less pronounced than those in the dark conductivity, this may help or impede reaching negative conductivities and hence observing the zero-resistance state.

A second effect of the Weiss oscillations is associated with the modulation of the LL width V_n . The expressions for the photocurrent (66) and (70) involve a factor which depends on the ratio of the detuning $\Delta\omega$ and the LL width V_N at the Fermi energy. This implies that in the limit of well-separated LLs considered here, the range in the detuning over which there is a significant photoconductivity also oscillates with magnetic field or Fermi energy.

In the photoconductivity, the $1/B$ -periodic Weiss oscillations are superimposed on the microwave-induced oscillations which are also periodic in $1/B$. The periods in $1/B$ of these oscillations are ea/mv_F and $e/m\omega$, respectively, which can be of comparable magnitude.

VI. POLARIZATION DEPENDENCE OF THE PHOTOCONDUCTIVITY

In this section, we discuss the dependence of the photoconductivity on the polarization of the microwave field \mathbf{E} . We begin by calculating the transition matrix elements for a microwave field polarized in the y -direction. In this case

$$\phi = -\frac{eE}{2}y(e^{i\omega t} + e^{-i\omega t}) = \phi_+e^{-i\omega t} + \phi_-e^{i\omega t}. \quad (74)$$

The matrix elements of the operator ϕ_{\pm} are given by

$$\begin{aligned} \langle n \pm mk' | \phi_{\pm} | nk \rangle &= -\left(\frac{1}{i} \frac{\partial}{\partial k} \delta(k' - k)\right) e^{-(k-k')^2 \ell_B^2 / 4} \\ &\left\{ \delta_{m,0} L_n^0 \left(\frac{(k' - k)^2 \ell_B^2}{2}\right) \mp \delta_{m,\pm 1} \frac{(k' - k) \ell_B}{\sqrt{2n}} L_n^1 \left(\frac{(k' - k)^2 \ell_B^2}{2}\right) \right\} \end{aligned} \quad (75)$$

for $m \geq 0$. Using $L_n^1(0) = 1$ and $L_n^1(0) = n + 1$, we obtain for the transition matrix element T_{\pm} the large- n result

$$\langle n \pm 1k' | T_{\pm} | nk \rangle = -\frac{1}{i} \left(\frac{eER_c}{4\Delta\omega}\right) [\langle n \pm 1k' | U | n \pm 1k \rangle - \langle nk' | U | nk \rangle] \quad (76)$$

valid for $\Delta\omega \ll \omega_c$. This matrix element differs from the corresponding matrix element for polarization in the x -direction by a multiplicative prefactor of unit modulus. As the photoconductivity depends only on the modulus of the transition matrix elements, we find that the photoconductivity is the same for microwave fields linearly polarized in the x and y -directions. One also readily concludes that more generally, the photoconductivity remains unchanged for any linear polarization of the microwaves.

We now turn to irradiation by circularly polarized microwave fields which are described by

$$\phi_{\sigma_{\pm}} = -\frac{eE}{2\sqrt{2}} ((x \pm iy)e^{-i\omega t} + (x \mp iy)e^{i\omega t}). \quad (77)$$

Combining the transition matrix elements for microwaves linearly polarized in the x and y -directions, one finds zero photoconductivity for ϕ_{σ_+} . In this case, the \mathbf{E} -vector rotates opposite to the circular cyclotron motion of the electrons in the magnetic field. For ϕ_{σ_-} , both \mathbf{E} and the cyclotron motion rotate in the same direction and the photoconductivity is double that for linearly polarized microwave fields.

VII. CONCLUSIONS

We have computed the microwave-induced photocurrent in the regime of high Landau level filling factors, in a model in which the Landau levels are broadened into a band due to a static periodic modulation. Assuming that

the static modulation is small compared to the spacing between LLs, the eigenstates are still given by the Landau level oscillator states in the Landau gauge. The localization properties of these states allow us to compute the dark conductivity as well as the microwave-induced photoconductivity using Fermi's golden rule. The Fermi's golden rule expression for the current directly suggests that there are two distinct mechanisms contributing to the photocurrent, analogous to previous results^{11,14} for disorder-broadened Landau levels. (i) The displacement mechanism relies on the spatial displacements associated with disorder-assisted microwave absorption and emission. This contribution can be associated with an additional, microwave-induced contribution to the transition matrix element in the Fermi's golden rule expression. (ii) The distribution-function mechanism by contrast, relies on the microwave-induced change in the electronic distribution function, again due to disorder-assisted microwave absorption and emission.

For the photocurrent parallel to the modulation direction, we find that the distribution-function mechanism [cf. Eq. (66)] dominates by a large factor $\tau_{\text{in}}/\tau_s^*$ over the displacement contribution [cf. Eq. (51)], in agreement with earlier results for disorder broadened Landau levels.^{11,14} The sign of the photocurrent changes with the sign of the detuning $\Delta\omega = \omega_c - \omega$ of the microwaves. For the dominant distribution function mechanism, there are additional sign changes associated with the divergence of the density of states at the edge of the Landau level. Remarkably, the situation is rather different for the transverse photocurrent perpendicular to the modulation direction. In this case, we find that the displacement mechanism is in some sense singular with the result that both contributions to the photocurrent [cf. Eqs. (57) and (70)] are of the same order. We find that our results remain unchanged for any linear microwave polarization. For circular polarization, we find a nonzero photoconductivity only when the microwave electric field rotates in the same direction as the cyclotron rotation of the electrons in the magnetic field.

Acknowledgments

We thank M.E. Raikh for illuminating discussions. LIG thanks the Free University of Berlin and FvO the Weizmann Institut for hospitality (supported by LSF and the Einstein Center) while part of this work has been performed. This work has been supported by NSF grants DMR02-37296 and EIA02-10736 (LIG), the Institut Universitaire de France (FWJH), the DFG-Schwerpunkt Quanten-Hall-Systeme (JD and FvO), and the Junge Akademie (FvO).

APPENDIX A: SMOOTH DISORDER POTENTIALS

As opposed to a white-noise potential, the (zero-magnetic-field) single particle time τ_s is different from the transport time τ_{tr} for a smooth disorder potential. Specifically, the single-particle time can be expressed in terms of the correlator W as

$$\frac{1}{\tau_s} = 2\pi \sum_{\mathbf{q}} \tilde{W}(\mathbf{q}) \langle \delta(\epsilon_k - \epsilon_{k+q}) \rangle_{\text{FS}} = \frac{1}{\pi v_F} \int_0^\infty dq \tilde{W}(\mathbf{q}), \quad (\text{A1})$$

where the average is over the Fermi surface and ϵ_k denotes the zero-field dispersion. Likewise, the transport time can be expressed as

$$\frac{1}{\tau_{\text{tr}}} = 2\pi \sum_{\mathbf{q}} (1 - \cos \theta_{\mathbf{q}}) \tilde{W}(\mathbf{q}) \langle \delta(\epsilon_k - \epsilon_{k+q}) \rangle_{\text{FS}} = \frac{1}{\pi v_F} \int_0^\infty dq (q^2/2k_F^2) \tilde{W}(\mathbf{q}), \quad (\text{A2})$$

where $\theta_{\mathbf{q}}$ denotes the scattering angle. Note that $\tau_{\text{tr}}/\tau_s \sim (k_F \xi)^2$.

We start by considering the elastic scattering times for smooth disorder. For τ_s^* , we need to reconsider the \mathbf{q} -integration in Eq. (19),

$$I_0 = \int \frac{d^2 q}{(2\pi)^2} e^{-\frac{q^2 \ell_B^2}{2}} [L_n(\frac{q^2 \ell_B^2}{2})]^2 \tilde{W}(\mathbf{q}) \delta(\epsilon_{nk}^0 - \epsilon_{nk+q_y}^0). \quad (\text{A3})$$

In the limit of large N , the Laguerre polynomial has oscillations on the q -scale of λ_F/ℓ_B^2 and falls off on the scale of R_c/ℓ_B^2 . The correlator falls off on the scale $1/\xi$ and finally, the characteristic scale of the argument of the δ -function is a/ℓ_B^2 . Thus, unlike for white-noise potential, it is now the correlator $\tilde{W}(\mathbf{q})$ which cuts off the integral at large q . Under the condition $\lambda_F \ll a \ll \ell_B^2/\xi$, we can still factorize the q -integration as

$$I_0 = \int \frac{d^2 q}{(2\pi)^2} e^{-\frac{q^2 \ell_B^2}{2}} [L_n(\frac{q^2 \ell_B^2}{2})]^2 \tilde{W}(\mathbf{q}) \langle \delta(\epsilon_{nk}^0 - \epsilon_{nk'}^0) \rangle_{k'}. \quad (\text{A4})$$

Since the integral is now cut off at large q by W , it is sufficient to employ the semiclassical equation

$$e^{\frac{-q^2 \ell_B^2}{4}} L_n\left(\frac{q^2 \ell_B^2}{2}\right) \simeq \sqrt{\frac{2}{\pi q R_c}} \cos(q R_c - \pi/4) \quad (\text{A5})$$

in the remaining integral. (Strictly speaking, we need a slightly more accurate approximation. However, this changes only the argument of the cosine²⁰ which does not affect the results.) This yields

$$I_0 = \frac{1}{2\pi^2 R_c} \int_0^\infty dq \tilde{W}(\mathbf{q}) \langle \delta(\epsilon_{nk}^0 - \epsilon_{nk'}^0) \rangle_{k'} = \frac{\nu^*(\epsilon)}{\nu} \frac{1}{2\pi\tau_s}. \quad (\text{A6})$$

The same integral is involved in the computation of the dark conductivity σ_{yy} .

The transport time involves the integral

$$I_2 = \int \frac{d^2 q}{(2\pi)^2} \frac{q^2}{2k_F^2} e^{\frac{-q^2 \ell_B^2}{2}} [L_n\left(\frac{q^2 \ell_B^2}{2}\right)]^2 \tilde{W}(\mathbf{q}) \delta(\epsilon_{nk}^0 - \epsilon_{nk+q_y}^0), \quad (\text{A7})$$

where we used that $1 - \cos\theta_{\mathbf{q}} \simeq q^2/2k_F^2$ for $q \ll k_F$. An analogous analysis as for I_0 above gives the result

$$I_2 = \frac{\nu^*(\epsilon)}{\nu} \frac{1}{2\pi\tau_{\text{tr}}}. \quad (\text{A8})$$

The same integral appears in the calculation for the dark conductivity σ_{xx} .

A similar integral appears in the calculation for the displacement photocurrent $\sigma_{yy}^{\text{photoI}}$, namely

$$J_0 = \int \frac{d^2 q}{(2\pi)^2} e^{\frac{-q^2 \ell_B^2}{2}} [L_{n+1}\left(\frac{q^2 \ell_B^2}{2}\right) - L_n\left(\frac{q^2 \ell_B^2}{2}\right)]^2 \tilde{W}(\mathbf{q}) \delta(\epsilon_{nk}^0 - \epsilon_{nk+q_y}^0). \quad (\text{A9})$$

For smooth disorder, the difference of Laguerre-polynomials is suppressed relative to a single Laguerre-polynomial. Using that $qR_c^{(n+1)} \simeq qR_c^{(n)} + q/k_F$, we find that the difference effectively introduces a small factor q^2/k_F^2 into the integrand and thus (cp. the calculation for I_2 above)

$$J_0 = \frac{\nu^*(\epsilon)}{\nu} \frac{1}{\pi\tau_{\text{tr}}}. \quad (\text{A10})$$

For the displacement photocurrent $\sigma_{xx}^{\text{photoI}}$, we need to consider

$$J_2 = \int \frac{d^2 q}{(2\pi)^2} (q^2/2k_F^2) e^{\frac{-q^2 \ell_B^2}{2}} [L_{n+1}\left(\frac{q^2 \ell_B^2}{2}\right) - L_n\left(\frac{q^2 \ell_B^2}{2}\right)]^2 \tilde{W}(\mathbf{q}) \delta(\epsilon_{nk}^0 - \epsilon_{nk+q_y}^0). \quad (\text{A11})$$

Again, the difference of Laguerre polynomials introduces a small factor q^2/k_F^2 into the integrand. The resulting integral can no longer be related directly to either τ_{tr} or τ_s . However, noting that every factor $(q/k_F)^2$ reduces the integral by a factor of order $1/(k_F\xi)^2$, we can estimate

$$J_2 \sim \frac{\nu^*(\epsilon)}{\nu} \frac{1}{\pi\tau_{\text{tr}}} \frac{1}{(k_F\xi)^2} \sim \frac{1}{\pi\tau_{\text{tr}}^*} \frac{\tau_s^*}{\tau_{\text{tr}}^*}. \quad (\text{A12})$$

The precise numerical prefactor depends on the detailed nature of the smooth potential.

APPENDIX B: DISTRIBUTION FUNCTION FOR LARGE dc ELECTRIC FIELDS

For large dc electric fields, $E_{\text{dc}} \gg E_{\text{dc}}^*$, Joule heating effects become important. In this appendix, we study the distribution function in this limit. We start by decomposing the distribution function f_{nk} into symmetric and antisymmetric parts σ_{nk} and α_{nk} under $k \rightarrow -k$, i.e.

$$f_{nk} = \sigma_{nk} + \alpha_{nk}. \quad (\text{B1})$$

(Recall that the electron dispersion is symmetric under this transformation.) Specifically, we can write $\sigma_{nk} = (1/2)[f_{nk} + f_{n-k}]$ and $\alpha_{nk} = (1/2)[f_{nk} - f_{n-k}]$. Inserting this decomposition into the kinetic equation in the presence of a dc electric field in the y -direction (and without microwaves), we obtain the two equations

$$\begin{aligned} -eE_{dc} \frac{\partial \alpha_{nk}}{\partial k} &= \frac{\sigma_{nk} - \sigma_{nk}^0}{\tau_{in}} \\ -eE_{dc} \frac{\partial \sigma_{nk}}{\partial k} &= \frac{\alpha_{nk}}{\tau_s^*(\epsilon_{nk})}. \end{aligned} \quad (\text{B2})$$

Here, we have used the inequality $\tau_{in} \gg \tau_s^*$ and the fact that the disorder collision integral vanishes for the symmetric part σ_{nk} . In addition, we have rewritten the collision integral for the antisymmetric part as $(\partial\alpha/\partial t)_{dis} = -\alpha_{nk}/\tau_s^*(\epsilon_{nk})$. Inserting the second of these equations into the first, we obtain

$$(eE_{dc})^2 \tau_s^*(\epsilon_{nk}) \frac{\partial^2 \sigma_{nk}}{\partial k^2} = \frac{\sigma_{nk} - \sigma_{nk}^0}{\tau_{in}}. \quad (\text{B3})$$

Note that this equation reproduces the estimate of the characteristic electric field E_{dc}^* . This follows immediately from the fact that the characteristic scale of the k dependence is a/ℓ_B^2 .

For $E_{dc} \ll E_{dc}^*$, we therefore find $\sigma_{nk} \simeq \sigma_{nk}^0$. This is the starting point of the calculation leading to the expression (37) for the dark conductivity σ_{yy} . In the opposite limit $E_{dc} \gg E_{dc}^*$, we write $\sigma_{nk} = \bar{\sigma}_n + \delta\sigma_{nk}$, where $\bar{\sigma}_n$ is the average of σ_{nk} over k . Note that α_{nk} which determines the current and hence the conductivity is directly related to $\delta\sigma_{nk}$. Then, Eq. (B3) shows that in magnitude $\delta\sigma_{nk} \sim (E_{dc}^*/E_{dc})^2 \sigma_{nk}^0$. As a result, we expect that heating reduces the dark conductivity according to Eq. (40) in Sec. III.

APPENDIX C: EXPLICIT CALCULATION OF DISPLACEMENT PHOTOCURRENT j_y

In this appendix, we derive the displacement photocurrent in the y -direction more formally. In order to derive the quantum version of the meandering equipotential lines, we consider the Schrödinger equation, including the dc electric field in the y -direction, in LL representation

$$\langle nk|H_0|n'k'\rangle = \epsilon_{nk}^0 \delta_{nn'} \delta_{kk'} - eE_{dc}(-i) \left(\frac{\partial}{\partial k} \delta_{kk'} \right) f_{nn'}(k-k') \quad (\text{C1})$$

with

$$f_{nn'}(k-k') = \begin{cases} \left(\frac{2^n n!}{2^{n'} n'!} \right)^{1/2} (k-k')^{n'-n} e^{-(k-k')^2/4} L_n^{n'-n} \left(\frac{(k-k')^2}{2} \right) & \text{if } n' \geq n \\ \left(\frac{2^{n'} n'!}{2^n n!} \right)^{1/2} (k-k')^{n-n'} e^{-(k-k')^2/4} L_{n'}^{n-n'} \left(\frac{(k-k')^2}{2} \right) & \text{if } n \geq n' \end{cases}. \quad (\text{C2})$$

Neglecting LL mixing, we find the Schrödinger equation in the quasiclassical limit

$$\epsilon_{nk}^0 \psi_{nk} + eE_{dc}(-i) \frac{\partial}{\partial k} \psi_{nk} = \mathcal{E} \psi_{nk} \quad (\text{C3})$$

with

$$|n\mathcal{E}\rangle = \sum_k \psi_{nk} |nk\rangle. \quad (\text{C4})$$

This is readily solved and gives the quasiclassical meander states

$$\psi_{nk} = \psi_{0n} \exp \left\{ i \int_0^k dk' \frac{\mathcal{E} - \epsilon_{nk'}}{eE_{dc}} \right\} \quad (\text{C5})$$

To count the number of such states, we assume periodic boundary conditions in the x -direction, $\psi_{nk+L_x/\ell_B^2} = \psi_{nk}$, and thus (with $l \in \mathbf{Z}$)

$$\mathcal{E}_l = \frac{2\pi l e E_{dc} \ell_B^2}{L_x}, \quad (\text{C6})$$

where \mathcal{E}_l is measured relative to the LL energy. As the energies \mathcal{E}_l fall into the range $eE_{\text{dc}}L_y$, the total number of states is $L_xL_y/2\pi\ell_B^2$, in agreement with the LL degeneracy. Requiring $1 = \langle n\mathcal{E}_l | n\mathcal{E}_l \rangle$, we find the normalized meander states

$$\psi_{nk} = \langle nk | n\mathcal{E}_l \rangle = \sqrt{\frac{2\pi\ell_B^2}{L_xL_y}} \exp \left\{ i \int_0^k dk' \frac{\mathcal{E} - \epsilon_{nk'}^0}{eE_{\text{dc}}} \right\}. \quad (\text{C7})$$

To verify that these states are indeed the meander states, we evaluate the expectation value of $y = i\partial/\partial k$, and find

$$\langle n\mathcal{E}_l | y | n\mathcal{E}_l \rangle = \frac{2\pi\ell_B^2}{L_xL_y} \sum_k \left(-\frac{\mathcal{E}_{nl} - \epsilon_{nk}^0}{eE_{\text{dc}}} \right) = -\frac{\mathcal{E}_l}{eE_{\text{dc}}} \quad (\text{C8})$$

with $\mathcal{E}_{nl} = \omega_c(n + 1/2) + \mathcal{E}_l$, in agreement with the classical expectation.

Following the same arguments as for the displacement photocurrent in the x -direction, the current in the y -direction can now be expressed as

$$j_y^{\text{photoI}} = \frac{e}{L_xL_y} \sum_{nn'} \sum_{\mathcal{E}_l, \mathcal{E}_{l'}} |\gamma_{n\mathcal{E}_l \rightarrow n'\mathcal{E}_{l'}}^\omega|^2 (\bar{y}(\mathcal{E}_{l'}) - \bar{y}(\mathcal{E}_l)) [f(\mathcal{E}_{nl}) - f(\mathcal{E}_{n'l'})] \delta(\mathcal{E}_{nl} - \mathcal{E}_{n'l'} - \omega), \quad (\text{C9})$$

where the transition matrix element is given by

$$|\gamma_{n\mathcal{E}_l \rightarrow n'\mathcal{E}_{l'}}^\omega|^2 = 2\pi |\langle n'\mathcal{E}_{l'} | T_\sigma | n\mathcal{E}_l \rangle|^2. \quad (\text{C10})$$

By carrying out the summation over n, n' for $\omega_c \gg T \gg V$ we get

$$j_y^{\text{photoI}} = \frac{e}{L_xL_y} \frac{\Delta\omega}{eE_{\text{dc}}} \sum_{\mathcal{E}_l, \mathcal{E}_{l'}} |\gamma_{N\mathcal{E}_l \rightarrow N+1\mathcal{E}_{l'}}^\omega|^2 \delta(\mathcal{E}_l - \mathcal{E}_{l'} + \Delta\omega). \quad (\text{C11})$$

The relevant transition matrix element is

$$|\gamma_{N\mathcal{E}_l \rightarrow N+1\mathcal{E}_{l'}}^\omega|^2 = 2\pi \left(\frac{eER_c}{4\Delta\omega} \right)^2 |\langle N\mathcal{E}_l | U | N\mathcal{E}_{l'} \rangle - \langle N+1\mathcal{E}_l | U | N+1\mathcal{E}_{l'} \rangle|^2. \quad (\text{C12})$$

After disorder averaging, the matrix element becomes

$$\begin{aligned} & |\langle N\mathcal{E}_l | U | N\mathcal{E}_{l'} \rangle - \langle N+1\mathcal{E}_l | U | N+1\mathcal{E}_{l'} \rangle|^2 \\ &= \frac{1}{2\pi\nu\tau} \int \frac{d^2q}{(2\pi)^2} \left| \sum_k \psi_{k+q_y}^{(\mathcal{E}_l)*} \psi_k^{(\mathcal{E}_{l'})} e^{iq_x(k+q_y/2)} \right|^2 e^{-q^2/2} [L_{N+1}(q^2/2) - L_N(q^2/2)]^2 \end{aligned} \quad (\text{C13})$$

Inserting this into the expression for the current, we obtain

$$\begin{aligned} j_y^{\text{photoI}} &= \frac{e}{L_xL_y} \frac{2\pi\Delta\omega}{eE_{\text{dc}}} \left(\frac{eER_c}{4\Delta\omega} \right)^2 \frac{1}{2\pi\nu\tau} \int \frac{d^2q}{(2\pi)^2} e^{-q^2/2} [L_{N+1}(q^2/2) - L_N(q^2/2)]^2 \\ &\quad \times \sum_{\mathcal{E}_l, \mathcal{E}_{l'}} \left| \sum_k \psi_{k+q_y}^{(\mathcal{E}_l)*} \psi_k^{(\mathcal{E}_{l'})} e^{iq_x(k+q_y/2)} \right|^2 \delta(\mathcal{E}_l - \mathcal{E}_{l'} + \Delta\omega) \end{aligned} \quad (\text{C14})$$

Performing the energy sums yields

$$\sum_{\mathcal{E}_l, \mathcal{E}_{l'}} \left| \sum_k \psi_{k+q_y}^{(\mathcal{E}_l)*} \psi_k^{(\mathcal{E}_{l'})} e^{iq_x(k+q_y/2)} \right|^2 \delta(\mathcal{E}_l - \mathcal{E}_{l'} + \Delta\omega) = \frac{L_y}{eE_{\text{dc}}} \left| \int \frac{dk}{2\pi} e^{\frac{iV}{eE_{\text{dc}}}} \int_k^{k+q_y} d\bar{k} \cos(Q\bar{k}) + \frac{i\Delta\omega\bar{k}}{eE_{\text{dc}}} + iq_x(k + \frac{q_y}{2}) \right|^2. \quad (\text{C15})$$

The k -sum can be turned into an integral which in the limit $E_{\text{dc}} \rightarrow 0$ can be evaluated in the stationary-phase approximation. This gives the result

$$\sum_{\mathcal{E}_l, \mathcal{E}_{l'}} \left| \sum_k \psi_{k+q_y}^{(\mathcal{E}_l)*} \psi_k^{(\mathcal{E}_{l'})} e^{iq_x(k+q_y/2)} \right|^2 \delta(\mathcal{E}_l - \mathcal{E}_{l'} + \Delta\omega) = \frac{L_xL_y}{(2\pi)^2 V \ell_B^2} \frac{1}{[\sin^2 \frac{Qq_y}{2} - (\frac{\Delta\omega}{2V})^2]^{1/2}} \quad (\text{C16})$$

Note that E_{dc} drops out of this expression. This can be interpreted as follows. The length over which the electron can jump between meander lines is proportional to $1/E_{\text{dc}}$. On the other hand, the electron density along the meander

line is proportional to E_{dc} . Thus, the overall probability to jump is independent of the dc electric field. In this way, we finally arrive at

$$j_y^{\text{photoI}} = \frac{\Delta\omega}{2\pi V \ell_B^2 E_{dc}} \left(\frac{eER_c}{4\Delta\omega} \right)^2 \frac{1}{2\pi\nu\tau} \int \frac{d^2q}{(2\pi)^2} e^{-q^2/2} [L_{N+1}(q^2/2) - L_N(q^2/2)]^2 \frac{1}{[\sin^2 \frac{Qq_y}{2} - (\frac{\Delta\omega}{2V})^2]^{1/2}} \quad (\text{C17})$$

for the displacement photocurrent in the y -direction. Up to the sums over Landau levels, this is just the expression for the displacement photocurrent in the y -direction in Eq. (55).

-
- ¹ R. G. Mani, J. H. Smet, K. von Klitzing, V. Narayanamurti, W. B. Johnson, and V. Umansky, *Nature*, **420**, 646 (2002).
² M. A. Zudov, R. R. Du, L. N. Pfeiffer, and K. W. West, *Phys. Rev. Lett.* **90**, 046807 (2003).
³ C. L. Yang, M. A. Zudov, T. A. Knuttila, R. R. Du, L. N. Pfeiffer and K. W. West, *Phys. Rev. Lett.* **91**, 096803 (2003).
⁴ S. I. Dorozhkin, *JETP Lett.* **77**, 577 (2003).
⁵ R. L. Willett, K. W. West, L. N. Pfeiffer, *Bull. Am. Phys. Soc.* **48**, 459 (2003).
⁶ A. V. Andreev, I. L. Aleiner, and A. J. Millis, *Phys. Rev. Lett.* **91**, 056803 (2003).
⁷ F. S. Bergeret, B. Huckestein, and A. F. Volkov, *Phys. Rev. B* **67**, 241303 (2003).
⁸ A. Durst, S. Sachdev, N. Read, and S. M. Girvin, *Phys. Rev. Lett.* **91**, 086803 (2003).
⁹ J. Shi and X. C. Xie, *Phys. Rev. Lett.* **91**, 086801 (2003).
¹⁰ X. L. Lei and S. Y. Liu, *Phys. Rev. Lett.* **91**, 226805 (2003).
¹¹ M. G. Vavilov and I. L. Aleiner, *Phys. Rev. B*, **69**, 035303 (2004).
¹² V. I. Ryzhii, *Fiz. Tverd. Tela* **11**, 2577 (1969) [*Sov. Phys. Solid State* **11**, 2078 (1970)]; V. I. Ryzhii, R. A. Suris, and B. S. Shchamkhalova, *Fiz. Tekh. Poluprovodn.* **20**, 2078 (1986) [*Sov. Phys. Semicond.* **20**, 1299 (1986)].
¹³ I. A. Dmitriev, A. D. Mirlin and D. G. Polyakov, *Phys. Rev. Lett.* **91**, 226802 (2003).
¹⁴ I. A. Dmitriev, M.G.Vavilov, I. L. Aleiner, A .D. Mirlin and D. G. Polyakov, preprint cond-mat/03110668.
¹⁵ R.L. Willett, K.W. West, and L.N. Pfeiffer, *Phys. Rev. Lett.* **78**, 4478 (1997); J.H. Smet, K. von Klitzing, D. Weiss, and W. Wegscheider, *Phys. Rev. Lett.* **80**, 4538 (1998); F. von Oppen, A. Stern, and B.I. Halperin, *Phys. Rev. Lett.* **80**, 4494 (1998); A.D. Mirlin, P. Wlfle, Y. Levinson, and O. Entin-Wohlman, *Phys. Rev. Lett.* **81**, 1070 (1998).
¹⁶ D. Weiss, K. von Klitzing, K. Ploog, and G. Weimann, *Europhys. Lett.* **8**, 179 (1989).
¹⁷ R. R. Gerhardt, D. Weiss, and K. von Klitzing, *Phys. Rev. Lett.* **62**, 1173 (1989); C. Zhang and R. R. Gerhardt, *Phys. Rev. B* **41**, 12850 (1990) .
¹⁸ R. W. Winkler, J. P. Kotthaus, and K. Ploog, *Phys. Rev. Lett.* **62**, 1177 (1989).
¹⁹ C. W. J. Beenakker, *Phys. Rev. Lett.* **62**, 2020 (1989).
²⁰ A. Erdelyi et al., *Higher transcendental functions*, vol. II, (McGraw Hill, New York, 1953).