

Pressure effect on the in-plane magnetic penetration depth in $\text{YBa}_2\text{Cu}_4\text{O}_8$

R. Khasanov,^{1,2,3} J. Karpinski,⁴ and H. Keller³

¹ *Laboratory for Neutron Scattering, ETH Zürich and Paul Scherrer Institut, CH-5232 Villigen PSI, Switzerland*

² *DPMC, Université de Genève, 24 Quai Ernest-Ansermet, 1211 Genève 4, Switzerland*

³ *Physik-Institut der Universität Zürich, Winterthurerstrasse 190, CH-8057, Zürich, Switzerland*

⁴ *Solid State Physics Laboratory, ETH 8093 Zürich, Switzerland*

We report a study of the pressure effect (PE) on the in-plane magnetic field penetration depth λ_{ab} in $\text{YBa}_2\text{Cu}_4\text{O}_8$ by means of Meissner fraction measurements. A pronounced PE on $\lambda_{ab}^{-2}(0)$ was observed with a maximum relative shift of $\Delta\lambda_{ab}^{-2}/\lambda_{ab}^{-2} = 44(3)\%$ at a pressure of 10.2 kbar. It arises from the pressure dependence of the effective in-plane charge carrier mass and pressure induced charge carrier transfer from the CuO chains to the superconducting CuO_2 planes. The present results imply that the charge carriers in $\text{YBa}_2\text{Cu}_4\text{O}_8$ are coupled to the lattice.

PACS numbers: 74.72.Bk, 74.62.Fj, 74.25.Ha, 83.80.Fg

One of the fundamental questions concerning the physics of the cuprate high-temperature superconductors (HTS) is whether the electron-phonon interaction plays an essential role in these systems or not. The conventional phonon-mediated theory of superconductivity is based on the Migdal adiabatic approximation in which the effective supercarrier mass m^* is independent of the lattice vibrations. However, if the interaction between the carriers and the lattice is strong enough, the Migdal adiabatic approximation breaks down and m^* depends on the lattice degrees of freedom (see, *e.g.* [1]). One way to explore a possible coupling of the supercarriers to the lattice is a study how the magnetic field penetration depth λ is affected by the crystal lattice modifications. For cuprate superconductors (clean limit) the zero temperature in-plane penetration depth $\lambda_{ab}(0)$ is proportional to the superfluid density n_s/m_{ab}^* (n_s is the superconducting charge carrier density and m_{ab}^* is the in-plane effective mass of the superconducting charge carriers):

$$\lambda_{ab}^{-2}(0) \propto n_s/m_{ab}^*. \quad (1)$$

Under the assumption that one can separate the two quantities n_s and m^* , Eq. (1) implies that a change of λ_{ab} is due to a shift in n_s and/or m_{ab}^* :

$$\Delta\lambda_{ab}^{-2}(0)/\lambda_{ab}^{-2}(0) = \Delta n_s/n_s - \Delta m_{ab}^*/m_{ab}^*. \quad (2)$$

Therefore, if the contribution of n_s is known, λ measurements open an unique possibility to investigate an unusual (non-adiabatic) coupling of the charge carriers to the crystal lattice in HTS.

One way to explore the role of lattice vibrations in HTS is to perform the isotope effect experiments. Previous studies [2, 3, 4, 5, 6, 7] showed a substantial oxygen-isotope ($^{16}\text{O}/^{18}\text{O}$) effect on the in-plane penetration depth λ_{ab} , which indicates a non-adiabatic coupling of the electrons to phonon modes involving the movement of the isotope substituted atoms. An alternative

way to explore lattice effects in HTS is pressure experiments. The squeezing of the crystal lattice by external hydrostatic or uniaxial pressure affects the lattice parameters, the phonon spectrum and consequently the electron-lattice coupling. Surprisingly, the pressure effect (PE) on the magnetic field penetration depth has not attracted much attention. To our knowledge only one experiment related to this topic for the two-dimensional organic superconductor $\kappa - (\text{BEDT} - \text{TTF})_2\text{Cu}(\text{NCS})_2$ was reported so far [8]. It was shown that both $\lambda^{-2}(0)$ and the transition temperature T_c linearly decreases with pressure p . Furthermore, T_c vs. $\lambda^{-2}(0)$ measured for different p follows the universal "Uemura" line [9, 10].

In this letter we report the first investigation of the in-plane magnetic penetration depth λ_{ab} under high hydrostatic pressure (up to 10.2 kbar) in $\text{YBa}_2\text{Cu}_4\text{O}_8$ (Y124). The temperature dependence of λ_{ab}^{-2} was extracted from Meissner fraction measurements at low magnetic field. A pronounced pressure effect on λ_{ab} with a maximum relative shift $\Delta\lambda_{ab}^{-2}(0)/\lambda_{ab}^{-2}(0) = 44(3)\%$ at a hydrostatic pressure $p = 10.2$ kbar was observed. We demonstrate that this effect mainly ($\simeq 2/3$) arises from the pressure dependence of the in-plane charge carrier mass m_{ab}^* .

The polycrystalline $\text{YBa}_2\text{Cu}_4\text{O}_8$ samples were synthesized by solid-state reactions using high-purity Y_2O_3 , BaCO_3 and CuO . The powder samples were ground for about 60 min and then passed through the 10 μm sieve in order to obtain very small grains that are needed for the determination of λ from Meissner fraction measurements. The grain size distribution of the powder was then determined by analyzing SEM (scanning electron microscope) photographs. The measured particle radius distribution $N(R)$ is shown in the inset of Fig. 1(a). The hydrostatic pressure was generated in a copper-beryllium piston cylinder clamp that was especially designed for magnetization measurements under pressure [11]. The sample was mixed with Fluorient FC77 (pressure transmitting medium) with a sample to liquid volume ratio

of approximately 1/6. With this cell hydrostatic pressures up to 12 kbar can be achieved [11]. The pressure was measured in situ by monitoring the T_c shift of the small piece of In [$T_c(p=0) \simeq 3.4$ K] included in the pressure cell. The value of the Meissner fraction f was calculated from 0.5 mT field-cooled (FC) SQUID magnetization measurements. The absence of weak links between the grains was confirmed by the linear magnetic field dependence of the FC magnetization in low fields (0.25, 0.5, 0.75, and 10 mT) measured at 8 K for each pressure (0.0, 4.29, 7.52, and 10.2 kbar).

The temperature dependence of λ_{eff} (powder average) was calculated from f by using the Shoenberg model [12] modified for the known grain size distribution [13]. The in-plane penetration depth $\lambda_{ab}(T)$ [Fig. 1(a)] was determined from the measured $\lambda_{\text{eff}}(T)$ using the relation $\lambda_{\text{eff}} = 1.31\lambda_{ab}$, which holds for highly anisotropic superconductors ($\lambda_c/\lambda_{ab} > 5$) [14]. The values of T_c and $\lambda_{ab}^{-2}(0)$ at each particular pressure were defined as: T_c – from the intersect of the linearly extrapolated $\lambda_{ab}^{-2}(T)$ in the vicinity of the superconducting transition with the $\lambda_{ab}^{-2} = 0$ line; $\lambda_{ab}^{-2}(0)$ – from the intersect of the linear fit of $\lambda_{ab}^{-2}(T)$ at $T < 10$ K with the $T = 0$ line. Note that the value of $\lambda_{ab}(0)$ at ambient pressure was found to be $\lambda_{ab}(0) = 156$ nm in a good agreement with the literature data [15, 16]. The values of $\lambda_{ab}^{-2}(0)$ and T_c obtained from the experimental data presented in Fig. 1 are summarized in Table I. The errors in $\lambda_{ab}^{-2}(0)$ come from misalignments of the experimental setup after the cell was removed from the SQUID magnetometer and put back again. We checked this procedure with a set of measurements at constant pressure. The systematic scattering of the magnetization data is of about 0.5%, giving a relative error in $\lambda^{-2}(T)$ of about 2%.

Figure 1(b) shows a plot of the normalized superfluid density $\lambda_{ab}^{-2}(T)/\lambda_{ab}^{-2}(3.5\text{K})$ versus the reduced temperature T/T_c . For all pressures the temperature dependencies of λ_{ab}^{-2} are nearly the same. At low temperatures ($T/T_c < 0.5$) all curves appear to collapse, while by approaching T_c ($0.6 < T/T_c < 1.0$) they begin to separate. As it is shown in the inset of Fig. 1(b) $\lambda_{ab}^{-2}(T)/\lambda_{ab}^{-2}(3.5\text{K})$ decreases with increasing pressure. Note, that $\lambda_{ab}^{-2}(T)$ curves of the present work are very similar to those reported in Ref. [17] obtained for $\text{YBa}_2\text{Cu}_4\text{O}_8$ using the same experimental technique. The fast increase of λ_{ab}^{-2} close to T_c (see Fig. 1) in Ref. [17] was attributed to the contribution of the double chains to λ_{ab}^{-2} . Thus the decreasing of $\lambda_{ab}^{-2}(T)/\lambda_{ab}^{-2}(3.5\text{K})$ close to $T/T_c = 1$ [see inset in Fig. 1(b)] would imply that the contribution of the chains to λ_{ab}^{-2} decreases with increasing pressure.

Fig. 2 shows the pressure dependence of T_c and $\lambda_{ab}^{-2}(0)$ extracted from the data presented in Fig. 1. As it is seen $\lambda_{ab}^{-2}(0)$ as well as T_c increase with increasing pressure almost linearly. The linear fit yield $dT_c/dp =$

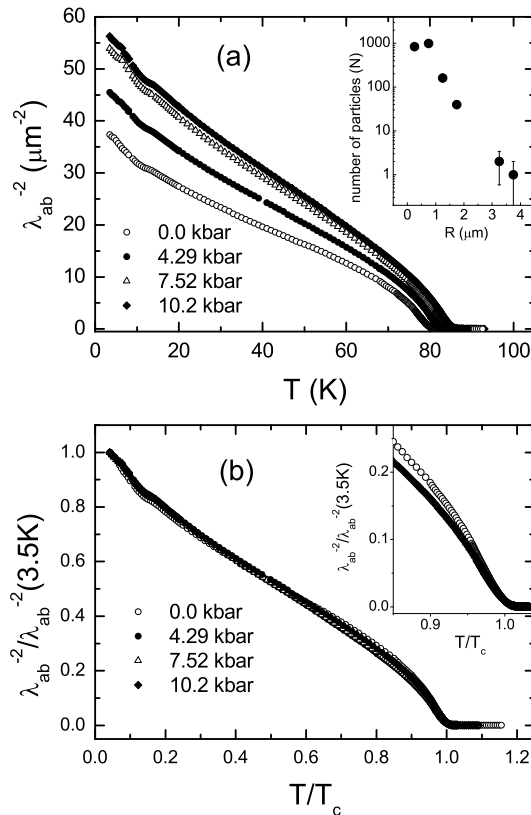


FIG. 1: (a) λ_{ab}^{-2} as a function of T for $\text{YBa}_2\text{Cu}_4\text{O}_8$ fine powder sample at hydrostatic pressures $p = 0.0, 4.29, 7.52$ and 10.2 kbar as obtained from low-field SQUID magnetization measurements. Inset shows the grain size distribution in a semilogarithmic scale. Errors are statistical. (b) Normalized superfluid density $\lambda_{ab}^{-2}(T)/\lambda_{ab}^{-2}(3.5\text{K})$ as a function of reduced temperature T/T_c for the same pressures. The inset shows the data for $p = 0.0$ kbar and 10.2 kbar close to $T/T_c = 1$.

$0.50(1)$ K/kbar and $d\lambda_{ab}^{-2}(0)/dp = 1.88(13)$ $\mu\text{m}^{-2}/\text{kbar}$ for $T_c(p)$ and λ_{ab}^{-2} , respectively. The value of dT_c/dp is in good agreement with the literature data (see e.g. [18]). The values of the relative pressure shifts $\Delta T_c/T_c$ and $\Delta\lambda_{ab}^{-2}(0)/\lambda_{ab}^{-2}(0)$ are summarized in Table I. The pressure shift of a physical quantity X is defined as: $\Delta X/X = [X_{p>0} - X_{p=0}]/X_{p=0}$.

Now we are turning to discuss the zero-temperature values of $\lambda_{ab}^{-2}(0)$. Fig. 3 shows T_c plotted versus $\lambda_{ab}^{-2}(0)$ for our $\text{YBa}_2\text{Cu}_4\text{O}_8$ sample at different pressures (see Table I), together with previous results of $\text{Y}_{1-x}\text{Ca}_x\text{Ba}_2\text{Cu}_4\text{O}_8$ and $\text{YBa}_{2-x}\text{La}_x\text{Cu}_4\text{O}_8$ [19, 20] and oxygen deficient $\text{YBa}_2\text{Cu}_3\text{O}_{7-\delta}$ (Y123) [19, 21]. We used the relation $\lambda_{ab}^{-2}(0)(\mu\text{m}^{-2}) = \sigma(0)(\mu\text{s}^{-1})/(0.266)^2$ [22] to calculate $\lambda_{ab}^{-2}(0)$ from the values of the zero-

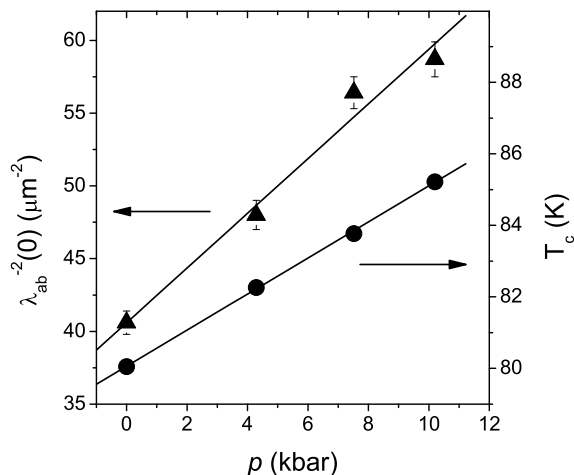


FIG. 2: Pressure dependence of the transition temperature T_c (●) and the zero temperature in-plane magnetic penetration depth $\lambda_{ab}^{-2}(0)$ (▲). The linear fits yield $dT_c/dp = 0.50(1)$ K/kbar and $d\lambda_{ab}^{-2}(0)/dp = 1.88(13)$ $\mu\text{m}^{-2}/\text{kbar}$. The errors in $\lambda_{ab}^{-2}(0)$ come from misalignments of the experimental setup (see text for an explanation).

TABLE I: Summary of the PE results for $\text{YBa}_2\text{Cu}_4\text{O}_8$ extracted from the experimental data (see text for an explanation).

p	T_c	$\frac{\Delta T_c}{T_c}$	$\lambda_{ab}^{-2}(0)$	$\frac{\Delta \lambda_{ab}^{-2}(0)}{\lambda_{ab}^{-2}(0)}$	$\frac{\Delta m_{ab}^*}{m_{ab}^*}$
(kbar)	(K)	(%)	(μm^{-2})	(%)	(%)
0.0	80.05(2)	-	40.6(8)	-	-
4.29	82.26(2)	2.8(4)	48.0(1.0)	18(3)	-13(2)
7.52	83.77(3)	4.1(5)	56.4(1.1)	39(3)	-29(3)
10.2	85.22(3)	6.5(5)	58.7(1.2)	44(3)	-32(3)

temperature muon-spin depolarization rate $\sigma(0)$ reported in Refs. [19, 20, 21]. In the underdoped regime T_c scales linearly with $\lambda_{ab}^{-2}(0)$ on a single universal line for most HTS families (dashed line in Fig. 3). This is a generic behavior expected for HTS that contain CuO_2 planes only [9, 10]. It was found that several HTS systems containing CuO chains exhibit enhanced values of $\lambda_{ab}^{-2}(0)$ compared to the "Uemura line" [19]. This deviation from the Uemura scaling was explained by an additional contribution to $\lambda_{ab}^{-2}(0)$ from the disorder free CuO chains [19].

Under the assumption that Eq. (2) is valid, there are two contributions which may cause a change of $\lambda_{ab}(0)$ under pressure: (i) the charge carrier concentration n_s and (ii) the in-plane charge carrier mass m_{ab}^* . In order to separate them, we use the following procedure. Doping of the parent compound $\text{YBa}_2\text{Cu}_4\text{O}_8$ with La or Ca

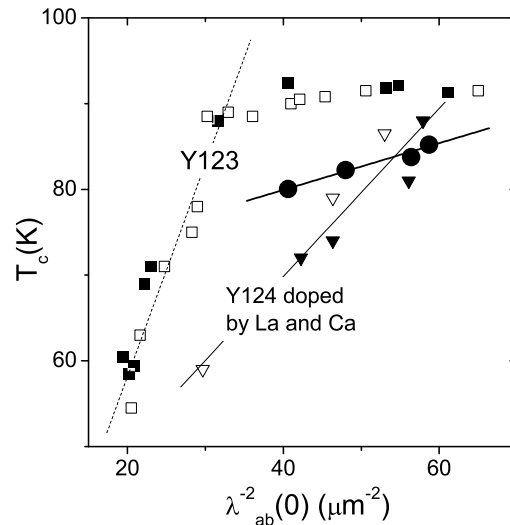


FIG. 3: T_c versus $\lambda_{ab}^{-2}(0)$ for various Y123 and Y124 samples. The dashed line corresponds to the "Uemura" line [9, 10]. The open and closed squares are Y123 data from Zimmermann *et al.* [21] and Tallon *et al.* [19]. Down and up open triangles are data of $\text{Y}_{1-x}\text{Ca}_x\text{Ba}_2\text{Cu}_4\text{O}_8$ and $\text{YBa}_{2-x}\text{La}_x\text{Cu}_4\text{O}_8$ taken from Shengelaya *et al.* [20] and Tallon *et al.* [19]. Closed circles are the pressure data of $\text{YBa}_2\text{Cu}_4\text{O}_8$ from the present study. The solid lines are linear fits of T_c vs $\lambda_{ab}^{-2}(0)$. While the slope of the linear fit to the doped samples is dominated by changes on n_s only, the slope of the $\text{YBa}_2\text{Cu}_4\text{O}_8$ pressure data is determined mostly ($\sim 70\%$) by changes in m_{ab}^* (see text for an explanation).

[16, 19, 20] leads mainly to a change of the charge carrier concentration n_s within superconducting CuO_2 planes [23, 24]. In addition, the change of the lattice parameters upon La or Ca doping in Y124 is negligibly small [23]. Therefore, doping does not affect m_{ab}^* very much. Combining these two arguments one can conclude that changes in λ_{ab} due to doping are determined mainly by n_s , and Eq. (2) yields:

$$\left. \frac{\Delta \lambda_{ab}^{-2}}{\lambda_{ab}^{-2}} \right|_d \simeq \frac{\Delta n_s}{n_s} \quad (3)$$

Here the index d stays for doping.

The PE on T_c observed in HTS is usually explained in terms of the so-called pressure-induced charge transfer model [18, 25, 26, 27]. In this model there are two pressure dependent parameters, one is the charge transfer to the superconducting CuO_2 planes, and the second is the maximum value of transition temperature at optimal doping [$T_c^{\text{max}}(p)$]. In underdoped $\text{YBa}_2\text{Cu}_4\text{O}_8$, pressure induces a charge carrier transfer from the chains to the

planes, and $dT_c^{max}(p)/dp$ is negligibly small compared to the charge transfer term [18]. This finding is further supported by NQR measurements under pressure [28] and by our $\lambda_{ab}^{-2}(T)$ data, indicating that the contributions from the chains to λ_{ab}^{-2} decreases with increasing pressure [see inset in Fig. 1 (b)]. Moreover, pressure changes the lattice parameters and, consequently, may affect n_s and m_{ab}^* . Therefore, in Eq. (2) both terms are pressure dependent. Furthermore, in HTS cuprates T_c is a universal function of doping. Assuming that the shift of T_c due to doping and pressure is caused by the same change of n_s ($\Delta n_s/n_s|_d = \Delta n_s/n_s|_p$), then from Eqs. (2) and (3) one readily obtains:

$$\frac{\Delta m_{ab}^*}{m_{ab}^*}\bigg|_p \simeq \frac{\Delta \lambda_{ab}^{-2}}{\lambda_{ab}^{-2}}\bigg|_d - \frac{\Delta \lambda_{ab}^{-2}}{\lambda_{ab}^{-2}}\bigg|_p. \quad (4)$$

Here the index p means pressure. Linear fits of $\lambda_{ab}^{-2}(0)$ vs. T_c (see Fig. 3) give: $\Delta \lambda_{ab}^{-2}(0)|_d = 1.0(1) \cdot \Delta T_c$ and $\Delta \lambda_{ab}^{-2}(0)|_p = 3.7(3) \cdot \Delta T_c$ for La and Ca doped Y124 and for YBa₂Cu₄O₈ under pressure, respectively. Thus the pressure dependence of the in-plane charge carrier mass may be written as

$$\frac{\Delta m_{ab}^*}{m_{ab}^*}\bigg|_p \simeq -0.72(6) \times \frac{\Delta \lambda_{ab}^{-2}(0)}{\lambda_{ab}^{-2}(0)}\bigg|_p. \quad (5)$$

The values of $\Delta m_{ab}^*/m_{ab}^*|_p$ obtained from Eq. (5) are summarized in Table I.

In summary, we report the first observation of the pressure effect on the zero temperature in-plane magnetic field penetration depth $\lambda_{ab}(0)$ in a cuprate superconductor. A pronounced PE on both the transition temperature T_c and $\lambda_{ab}^{-2}(0)$ is observed which increases with increasing pressure. The pressure shift on $\lambda_{ab}^{-2}(0)$ is attributed to (i) the pressure induced charge carrier transfer from chains to the planes and (ii) the decreasing of the in-plane charge carrier mass m_{ab}^* . At $p = 10.2$ kbar we observed $\Delta \lambda_{ab}^{-2}(0)/\lambda_{ab}^{-2}(0) = 44(3)\%$ and $\Delta m_{ab}^*/m_{ab}^* = -32(3)\%$. Such a large effect on m_{ab}^* implies that lattice effects play an essential role in cuprate superconductors.

We are grateful to D.Di Castro, D.G. Eshchenko, H. Luetkens, and J. Roos for fruitful discussions, K. Con-

der for help during sample preparation, T. Strässle for designing the pressure cell for magnetization measurements, and R. Brütsch and D. Gavillet for the measurements of the grain size distribution. This work was supported by the Swiss National Science Foundation and by the NCCR program *Materials with Novel Electronic Properties* (MaNEP) sponsored by the Swiss National Science Foundation.

-
- [1] A.S. Alexandrov and N.F. Mott, Int. J. Mod. Phys. **8**, 2075 (1994).
 - [2] G.-M. Zhao *et al.*, Nature (London) **385**, 236 (1997).
 - [3] G.-M. Zhao *et al.*, J. Phys.: Cond. Matt. **10**, 9055 (1998).
 - [4] G.-M. Zhao *et al.*, J. Phys.: Cond. Matt. **13**, R569 (2001).
 - [5] J. Hofer *et al.*, Phys. Rev. Lett. **84**, 4192 (2000).
 - [6] R. Khasanov *et al.*, J. Phys.: Condens. Matter **15**, L17 (2003).
 - [7] R. Khasanov *et al.*, Phys. Rev. Lett. **92**, 057602 (2004).
 - [8] M.I. Larkin *et al.*, Phys. Rev. B **64**, 144514 (2001).
 - [9] Y.J. Uemura *et al.*, Phys. Rev. Lett. **62**, 2317 (1989).
 - [10] Y.J. Uemura *et al.*, Phys. Rev. Lett. **66**, 2665 (1991).
 - [11] T. Straessle Ph.D thesis, ETH Zurich, 2001.
 - [12] D. Shoenberg, Proc. R. Soc. Lond. **A 175**, 49 (1940).
 - [13] A. Porch *et al.*, Physica C **214**, 350 (1993).
 - [14] V. I. Fesenko, V. N. Gorbunov and V. P. Smilga, Physica C **176**, 551 (1991).
 - [15] H. Keller *et al.*, Physica C **185-189**, 1089 (1991).
 - [16] C. Bernhard *et al.*, Phys. Rev. B **52**, 10488 (1995).
 - [17] C. Panagopoulos, J.L. Tallon, T. Xiang, Phys. Rev. B **59**, R6635 (1999).
 - [18] R.J. Wijngaarden, D.T. Jover and R. Griessen, Physica B **265**, 128 (1999).
 - [19] J.L. Tallon *et al.*, Phys. Rev. Lett. **74**, 1008 (1995).
 - [20] A. Shengelaya *et al.*, Phys. Rev. B **58**, 3457 (1998).
 - [21] P. Zimmermann *et al.*, Phys. Rev. B **52**, 541 (1995).
 - [22] Ch. Niedermayer *et al.*, Phys. Rev. B **65**, 094512 (2002).
 - [23] T. Sakurai *et al.*, Phys. Rev. B **42**, 8030 (1990).
 - [24] C. Chatterjee *et al.*, Physica C **312**, 55 (1999).
 - [25] C.C. Almasan *et al.*, Phys. Rev. Lett. **69**, 680 (1992).
 - [26] J.J. Neumeier and H.A. Zimmermann, Phys. Rev. B **47**, 8385 (1993).
 - [27] R.P. Gupta and M. Gupta, Phys. Rev. B **51**, 11760 (1995).
 - [28] H. Zimmermann *et al.*, J. Less-Comm. Met. **164-165**, 132 (1990).