

Transition from 3D to 1D in Bose Gases at Zero Temperature

L. Salasnich¹, A. Parola² and L. Reatto¹

¹*Dipartimento di Fisica and INFN, Università di Milano,
Via Celoria 16, 20133 Milano, Italy*

²*Dipartimento di Scienze Fisiche and INFN, Università dell'Insubria,
Via Valleggio 11, 23100 Como, Italy*

We investigate the effects of dimensional reduction in Bose gases induced by a strong harmonic confinement in the transverse cylindrical radial direction. By using a generalized Lieb-Liniger theory, based on a variational treatment of the transverse width of the Bose gas, we analyze the transition from a 3D Bose-Einstein condensate to the 1D Tonks-Girardeau gas. The sound velocity and the frequency of the lowest compressional mode give a clear signature of the regime involved. We study also the case of negative scattering length deriving the phase diagram of the Bose gas (uniform, single soliton, multi soliton and collapsed) in toroidal confinement.

PACS Numbers: 03.75.Kk

I. INTRODUCTION

Recently the 1D regime has been experimentally achieved for dilute Bose gases in optical traps at ultra-low temperatures by imposing a strong cylindrical radial confinement, which inhibits transverse excitations [1]. While a 3D dilute Bose gas is well described by the Gross-Pitaevskii (GP) theory [2], in the 1D regime quantum fluctuations become important and an appropriate theoretical description requires the many-body approach introduced by Lieb and Liniger many years ago [3] and recently extended by Lieb, Seiringer and Yngvason [4]. In particular, at sufficiently low densities the Bose gas enters in the so-called Tonks-Girardeau (TG) regime, where the system behaves as a gas of spinless Fermions (impenetrable Bosons) [5]. This TG regime has not been achieved yet, but is one of the main focus areas of experimental investigation.

In this article we develop a generalized Lieb-Liniger (GLL) theory to investigate the crossover from a 3D Bose-Einstein condensate (BEC) to a 1D TG gas. In GLL theory the N -body wave function is factorized in a cylindrical-longitudinal axial wave function and a cylindrical-radial transverse wave function as recently done by Das, Girardeau and Wright (DGW) [6]. While DGW have numerically calculated the transverse wave function, in our GLL approach the transverse wave function has a Gaussian shape with its width as variational parameter. In the case of an axially uniform Bose gas the GLL theory gives a ground-state energy very close to the one calculated in [6]. We use the GLL theory, which is computationally much less demanding than DGW method, to study dynamical properties of nonuniform gases extending our previous analysis of the 3D→1D transition with BECs [7] by taking into account 1D quantum correlations and also the effect of an attractive interaction.

II. BOSE GAS UNDER TRANSVERSE CONFINEMENT

The Hamiltonian of a gas of N interacting identical Bose atoms confined in the transverse cylindrical radial direction with a harmonic potential of frequency ω_{\perp} is given by

$$\hat{H} = \sum_{i=1}^N \left(-\frac{1}{2} \nabla_i^2 + \frac{1}{2} (x_i^2 + y_i^2) \right) + \sum_{i<j=1}^N V(\mathbf{r}_i, \mathbf{r}_j), \quad (1)$$

where $V(\mathbf{r}_i, \mathbf{r}_j)$ is the inter-atomic interaction. In the Hamiltonian we have used scaled units: energies are in units of the energy $\hbar\omega_{\perp}$ of the transverse confinement and lengths in units of the characteristic harmonic length $a_{\perp} = \sqrt{\hbar/(m\omega_{\perp})}$. We set $V(\mathbf{r}_i, \mathbf{r}_j) = g_{3D} \delta^{(3)}(\mathbf{r}_i - \mathbf{r}_j)$, where $g_{3D} = 4\pi a_s/a_{\perp}$ with a_s the s -wave scattering length of the inter-atomic potential. This Fermi pseudopotential gives the correct dilute gas limit and a well-posed variational problem by choosing a smooth trial wave function [6]. Note that a confinement-induced resonance (CIR) has been predicted at $a_s/a_{\perp} \simeq 1$ [8], i.e. when the absolute value $|E_B|$ of the highest bound-state energy $E_B \simeq -\hbar^2/(ma_s^2)$ of a realistic inter-atomic potential approaches the confining transverse energy $\hbar\omega_{\perp} = \hbar^2/(ma_{\perp}^2)$ [9]. Therefore our analysis will be limited to the range $|a_s|/a_{\perp} \lesssim 10^{-1}$, a regime where CIR effects are negligible [10].

The determination of the N -body wave function $\psi(\mathbf{r}_1, \dots, \mathbf{r}_N)$ that minimizes the energy $\langle \psi | \hat{H} | \psi \rangle$ of the system is a very difficult task. Nevertheless, due to the symmetry of the problem, a variational trial wave function can be written in the form

$$\psi(\mathbf{r}_1, \dots, \mathbf{r}_N) = f(z_1, \dots, z_N) \prod_{i=1}^N \frac{\exp\left(-\frac{x_i^2 + y_i^2}{2\sigma^2}\right)}{\sqrt{\pi}\sigma}, \quad (2)$$

where σ is a variational parameter that gives the effective transverse length of the Bose gas. For repulsive inter-atomic interaction one has $\sigma \geq 1$ and only in the case of very strong transverse confinement $\sigma = 1$ (1D system).

By using Eq. (2) and integrating over x and y , the total energy per unit of length reads $\mathcal{E} = \mathcal{E}_z + \mathcal{E}_\perp$, where the longitudinal axial energy is $\mathcal{E}_z = \langle f | \sum_{i=1}^N -\frac{1}{2} \frac{\partial^2}{\partial z_i^2} + g_{1D}(\sigma) \sum_{i<j=1}^N \delta(z_i - z_j) | f \rangle / L$, with $g_{1D}(\sigma) = g_{3D} / (2\pi\sigma^2)$ the effective one-dimensional inter-atomic strength, and the transverse radial energy is $\mathcal{E}_\perp = \frac{1}{2}(\frac{1}{\sigma^2} + \sigma^2)\rho$, with $\rho = N/L$ is the homogeneous linear density of the Bose gas.

Due to the Lieb-Liniger theorem [3], for $a_s > 0$ the axial energy per unit length \mathcal{E}_z can be written in terms of the axial density ρ only and the total energy \mathcal{E} can thus be rewritten as

$$\mathcal{E} = \frac{1}{2}\rho^3 e\left(\frac{\gamma}{\rho\sigma^2}\right) + \frac{1}{2}\left(\frac{1}{\sigma^2} + \sigma^2\right)\rho, \quad (3)$$

where $\gamma = 2a_s/a_\perp$ is the inter-atomic strength and $e(x)$ is the Lieb-Liniger function, which is defined as the solution of a Fredholm equation and it is such that $e(x) = x - 4/(3\pi)x^{3/2}$ for $x \ll 1$ and $e(x) = (\pi^2/3)(x/(x+2))^2$ for $x \gg 1$ [3,11].

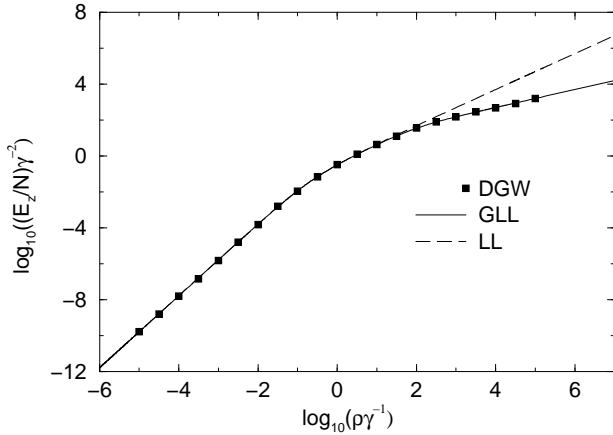


Fig. 1. Axial energy per particle E_z/N versus axial density ρ for a Bose gas under transverse harmonic confinement of frequency ω_\perp with $\gamma = 2a_s/a_\perp = 0.1$. Comparison between Lieb-Liniger (LL), generalized Lieb-Liniger (GLL) and Das-Girardeau-Wright (DGW) theories. The points of DGW theory are taken from Fig. 1 of paper [6]. Energy in units $\hbar\omega_\perp$, length in units a_\perp , and axial density in units $1/a_\perp$.

The energy \mathcal{E} depends on a variational parameter: the transverse width σ . The minimization of the energy \mathcal{E} with respect to σ gives the equation

$$\sigma^4 = 1 + \gamma\rho e'\left(\frac{\gamma}{\rho\sigma^2}\right). \quad (4)$$

From this nontrivial equation, for a fixed value of γ , one numerically finds the transverse width σ of the Bose gas as a function of the longitudinal density ρ . Analytical results can be obtained in limiting cases. In particular, under the condition $\gamma < 1$, one gets $\sigma = \sqrt{\gamma\rho}$ for $\rho \gg 1/\gamma$ (3D regime) and $\sigma = 1$ for $\rho \ll 1/\gamma$ (1D regime). Note that the TG regime is reached at low densities: $\rho \ll \gamma$.

In Figure 1 we plot the axial energy per particle E_z/N as a function of the axial density ρ obtained by using different theories: the present generalized Lieb-Liniger (GLL), Lieb-Liniger (LL) [3], and Das-Girardeau-Wright (DGW) [6]. The results clearly show that GLL approach gives practically the same results of the the DGW theory, that is based on a fully numerical treatment of the transverse wave function [6]. Moreover, Figure 1 shows that the LL theory, obtained from Eq. (4) simply setting $\sigma = 1$, is not reliable at high axial densities because the Bose gas becomes three-dimensional.

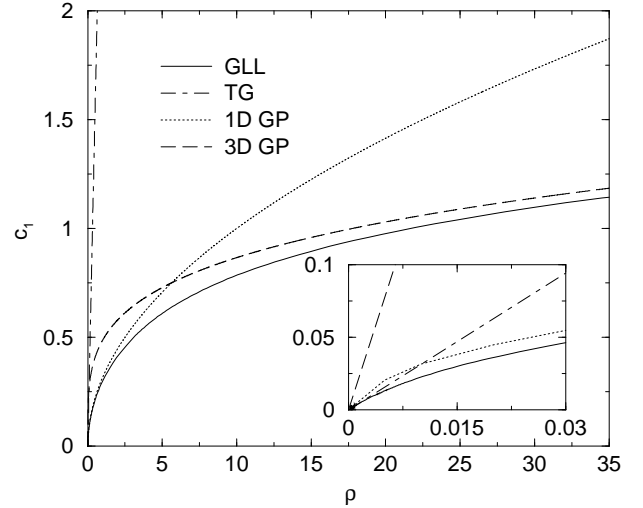


Fig. 2. First sound axial velocity c_1 versus axial density ρ for a Bose gas under transverse harmonic confinement of frequency ω_\perp with $\gamma = 2a_s/a_\perp = 0.1$. Length in units a_\perp , time in units ω_\perp^{-1} and axial density in units $1/a_\perp$.

Having derived the function $\sigma(\rho)$, one can numerically determine, for a fixed γ , the chemical potential $\mu = \frac{\partial \mathcal{E}}{\partial \rho}$ as a function of the density ρ . It is given by

$$\mu = \frac{3}{2}\rho^2 e\left(\frac{\gamma}{\rho\sigma^2}\right) + \frac{1}{\sigma^2}. \quad (5)$$

Again, analytical results are obtained in limiting cases. In particular, under the condition $\gamma < 1$, one finds $\mu = \sqrt{2}(\gamma\rho)^{1/2}$ for $\rho \gg 1/\gamma$ (3D regime), $\mu = \gamma\rho + 1$ for $\gamma \ll \rho \ll 1/\gamma$ (1D regime), and $\mu = 3\pi^2\rho^2/6 + 1$ for $\rho \ll \gamma$ (TG regime).

The chemical potential μ can be used to derive the axial sound velocity c_1 of the Bose gas, that is obtained with the formula $c_1 = \sqrt{\rho \frac{\partial \mu}{\partial \rho}}$ [13]. In Figure 2 we plot the sound velocity c_1 as a function of the density ρ for different values of the inter-atomic strength γ . The results show that our generalized Lieb-Liniger (GLL) theory works remarkably well. It gives the 3D BEC result of GP theory at high densities and the TG result of LL theory at low densities.

III. INCLUDING A LONGITUDINAL EXTERNAL FIELD

Now we consider the effect of a longitudinal confinement due to an external potential $U(z)$. Assuming that the density $\rho(z, t)$ varies sufficiently slowly, i.e. the local density approximation (LDA), at each point z the gas can be considered in local equilibrium, and the local chemical potential $\mu[\rho(z, t)]$ is provided by Eq. (5) supplemented by Eq. (4). Under LDA the dynamics can be described by means of a complex classical field $\Phi(z, t)$ that satisfies the time-dependent GLL nonlinear Schrödinger equation

$$i \frac{\partial}{\partial t} \Phi = \left(-\frac{1}{2} \frac{\partial^2}{\partial z^2} + U(z) + \mu[\rho] \right) \Phi, \quad (6)$$

where $\rho(z, t) = |\Phi(z, t)|^2$. This equation is a Euler-Lagrange equation obtained by imposing the least-action principle to the following GLL action functional

$$A = \int \left\{ \Phi^* \left(i \frac{\partial}{\partial t} + \frac{1}{2} \frac{\partial^2}{\partial z^2} - U(z) \right) \Phi - \mathcal{E}[\rho, \sigma] \right\} dz, \quad (7)$$

where \mathcal{E} is given by Eq. (3), and minimizing with respect to Φ^* . The other Euler-Lagrange equation is precisely Eq. (4), that can be obtained from A by minimizing with respect to σ . It is important to observe that at high densities ($\rho \gg 1/\gamma$) A gives the action functional of the non-polynomial Schrödinger equation (NPSE) we have derived to describe BECs under transverse confinement [7], while at low densities ($\rho \ll 1/\gamma$) and in the static case A reduces exactly to the energy functional recently introduced by Lieb, Seiringer and Yngvason [4]. Note that Eq. (6) is equivalent to the two hydrodynamics equations of a viscousless fluid in 1D with density field $\rho(z, t)$ and velocity field $v(z, t) = -i \frac{\partial \ln(\Phi/|\Phi|)}{\partial z}$ (see for instance [12]).

Neglecting the kinetic gradient term $\frac{1}{2} \frac{\partial^2 \Phi}{\partial z^2}$ (Thomas-Fermi approximation) and imposing the equilibrium condition, we obtain the equation

$$\mu[\rho_0(z)] = \mu_T - U(z), \quad (8)$$

where $\rho_0(z)$ is the equilibrium density and μ_T is the chemical potential of the axially inhomogeneous system. Inverting Eq. (8) one obtains $\rho_0(z) = \mu^{-1}[\mu_T - U(z)]$. The value of μ_T is found by imposing the normalization condition $N = \int \rho_0(z) dz$. In the case of axial harmonic confinement with scaled potential $U(z) = \frac{1}{2} \lambda^2 z^2$, where $\lambda = \omega_z/\omega_\perp$ is the anisotropy of the full harmonic trap with ω_z axial harmonic frequency, the normalization condition can be rewritten in the form

$$\int_0^1 \mu^{-1}[\mu_T(1 - \zeta^2)] d\zeta = \frac{\lambda N}{2\sqrt{2\mu_T}}, \quad (9)$$

where $\zeta = z\lambda/\sqrt{2\mu_T}$ is the rescaled axial coordinate.

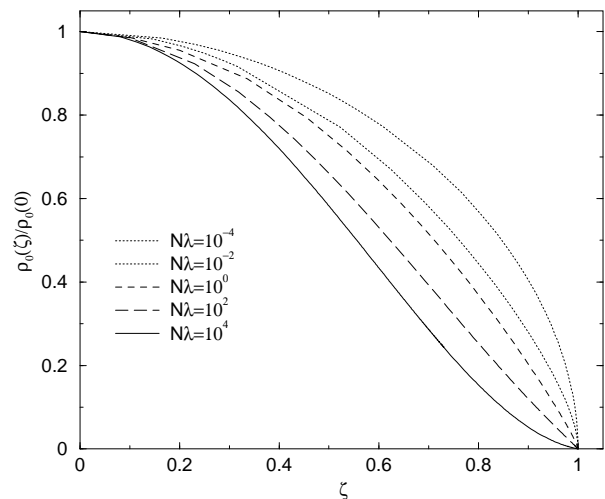


Fig. 3. Scaled axial density profile $\rho_0(\zeta)/\rho_0(0)$ versus scaled axial coordinate $\zeta = z\lambda/\sqrt{2\mu_T}$ for a Bose gas of N atoms in a harmonic confinement with $\gamma = 2a_s/a_\perp = 0.1$. $\lambda = \omega_z/\omega_\perp$ is the trap anisotropy and μ_T is the chemical potential. Units as in Fig. 1.

In Figure 3 we plot the axial density $\rho_0(\zeta)$. In order to compare different cases, we rescale the density with respect to the central one $\rho_0(0)$. We have verified that $\rho_0(\zeta)$ follows with good accuracy the law $\rho_0(\zeta) = \rho_0(0)(1 - \zeta^2)^\alpha$, where the exponent α ranges between $\alpha = 2$ (TG regime) to $\alpha = 1/2$ (3D BEC regime) by increasing $N\lambda$.

The collective oscillations are determined by writing the density field in the form $\rho(z, t) = \rho_0(z) + e^{-i\Omega t} \rho_1(z)$, with the function $\rho_1(z)$ obeying a linearized equation which follows from hydrodynamic equations [12,13].

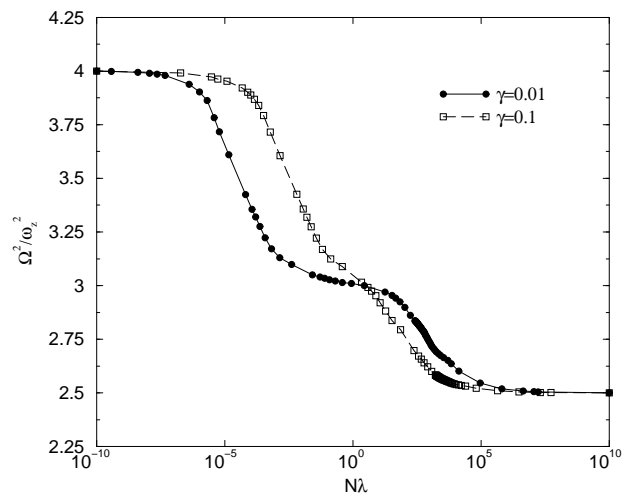


Fig. 4. Frequency Ω of the lowest compressional mode of a Bose gas of N atoms in a harmonic confinement. $\lambda = \omega_z/\omega_\perp$ is the trap anisotropy and $\gamma = 2a_s/a_\perp$ is the inter-atomic strength. Units as in Fig. 2.

The problem has simple analytic solutions if the equilibrium density $\rho_0(z)$ has the form $\rho_0(z) = \rho_0(0)(1 -$

$z^2/Z^2)^\alpha$. In this case the lowest axial compressional mode is given by

$$\frac{\Omega^2}{\omega_z^2} = 2 + \frac{1}{\alpha}. \quad (10)$$

For a fixed value of γ we easily determine α as a function of $N\lambda$ using Eq. (4), Eq. (5), Eq. (8) and Eq. (9). In such a way we obtain the lowest axial compressional mode Ω as a function of $N\lambda$, as shown in Figure 4. As expected, while for a large γ there are two plateaus corresponding to $\Omega^2/\omega_z^2 = 5/2$ at high densities (3D GP) and $\Omega^2/\omega_z^2 = 4$ at low densities (TG), for $\lambda \ll 1$ an additional plateau appears with $\Omega^2/\omega_z^2 = 3$ at intermediate densities (1D GP).

The results shown in Figure 4 improve those obtained by Menotti and Stringari [12] using a sum-rule approach in both LL theory (1D regime) and GP theory (3D BEC regime). In Ref. [12] they found that the curves of Ω^2/ω_z^2 obtained with the two theories do not match at intermediate densities if $\gamma \simeq 0.1$. In fact, LL theory predicts the achievement of the 1D mean-field regime when GP theory already exhibits significant 3D effects. As clearly shown in Figure 4, GLL theory overcomes such difficulties.

Here we have shown that the time-dependent LDA reproduces known results in the appropriate limits and therefore can be safely used to calculate collective oscillations (one-phonon excitations) around static configurations of the Bose gas. Note that, in general, time-dependent LDA can give incorrect results for more complex dynamical phenomena, like multi-phonon excitations [14] or the interference of two Bosonic clouds [15].

IV. NEGATIVE SCATTERING LENGTH

Our variational approach can be applied also to the case of negative 3D scattering length ($a_s < 0$) by using Eq. (6) and Eq. (7) and simply setting $\epsilon(x) = x$ with $x < 0$ in Eq. (3), Eq. (4) and Eq. (5). This corresponds to the Hartree approximation $\prod_{j=1}^N \phi(z_j)$ of the exact N-body wave function $f(z_1, \dots, z_N)$ [7]. In the pure 1D regime ($\sigma = 1$), Calogero and Degasperis [16] have shown that with negative scattering length the exact N-body wave function is well approximated by the Hartree ansatz. In this way Eq. (6) reduces to the NPSE, Eq. (4) gives the equation $\sigma^2 = \sqrt{1 - |\gamma|\rho}$ for the transverse width [17].

In a toroidal configuration, i.e. cylindric confinement with periodic boundary conditions in the axial direction and $U(z) = 0$, the Bose gas with negative scattering length is axially uniform below a critical number N_c of Bosons and becomes localized (bright soliton) only above this critical number. Carr, Clark and Reinhardt [18] have shown that in the pure 1D regime ($\sigma = 1$) this critical number is given by $N_c = \pi^2/(|\gamma|L)$, where L is the length of the torus. We easily extend that prediction to a 3D Bose gas by calculating with NPSE the wave-length λ_c of

the zero-energy Bogoliubov excitation above the uniform state [19]: in this way, setting $\lambda_c = L$, we find the equation $N_c|\gamma|L/\pi^2 = (1 - N_c|\gamma|/L)^{3/2}/(1 - 3N_c|\gamma|/(4L))$. Contrary to the 1D theory, our GLL theory predicts the existence of the single bright soliton in toroidal confinement only below a critical strength $N|\gamma|$.

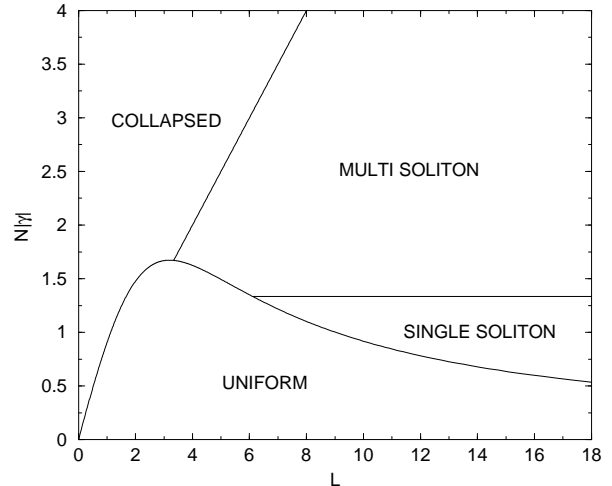


Fig. 5. Phase diagram of a Bose gas with negative scattering length in toroidal confinement. N is the number of Bosons, $\gamma = 2a_s/a_\perp$ is the inter-atomic strength and L is the length of the torus. Units as in Fig. 1.

We have numerically verified that such a critical strength is well represented by $N|\gamma| = 4/3$. Above this line only multi-soliton configurations are possible, which collapse at $N|\gamma| = L/2$ as in the case of the NPSE with box boundary conditions (see [17]). In Figure 5 we show the phase diagram of the toroidal Bose gas with negative scattering length in the plane $N|\gamma|$ vs L : uniform, localized with a single bright soliton, localized with a multi soliton train and collapsed. The properties of these multi-soliton configurations will be discussed elsewhere.

V. CONCLUSIONS

We have introduced a very effective generalized Lieb-Liniger theory, based on a variational treatment of the transverse width, that points out the crucial interplay between quantum correlations and dimensionality in confined Bose systems. The first sound velocity, the density profile and the collective oscillations give a clear signature of the regime involved. Our results exactly reproduces the ones obtained in specific regimes with the hydrodynamic method or the sum-rule method, but, they also give the crossover from one regime to another. Finally, we have applied our approach to a Bose gas with negative scattering length deriving the complex phase diagram (that includes uniform, single-soliton and multi-soliton configurations) of an attractive Bose gas in toroidal confinement.

-
- [1] S. Inouye *et al.*, Phys. Rev. Lett. **87**, 080402 (2001); F. Schreck *et al.*, Phys. Rev. Lett. **87**, 080403 (2001); M. Greiner *et al.*, Phys. Rev. Lett. **87**, 160405 (2001); H. Moritz *et al.*, Phys. Rev. Lett. **91**, 250402 (2003).
- [2] E.P. Gross, Nuovo Cimento **20**, 454 (1961); L.P. Pitaevskii, Sov. Phys. JETP **13**, 451 (1961).
- [3] E.H. Lieb and W. Liniger, Phys. Rev. **130**, 1605 (1963).
- [4] E.H. Lieb, R. Seiringer, J. Yngvason, Phys. Rev. Lett. **91**, 150401 (2003); E.H. Lieb, R. Seiringer, J. Yngvason, Commun. Math. Phys. **244**, 347-393 (2004).
- [5] M. Girardeau, J. Math. Phys. **1**, 516 (1960); M.D. Girardeau, Phys. Rev. **139**, B500 (1965).
- [6] K.K. Das, M.D. Girardeau, and E.M. Wright, Phys. Rev. Lett. **89**, 110402 (2003).
- [7] L. Salasnich, A. Parola, and L. Reatto, Phys. Rev. A **65**, 043614 (2002); L. Salasnich, A. Parola, and L. Reatto, Phys. Rev. A **69**, 045601 (2004).
- [8] G.E. Astrakharchik, D. Blume, S. Giorgini, and B.E. Granger, J. Phys. B: At. Mol. Opt. Phys. **37**, S205 (2004).
- [9] M. Olshanii, Phys. Rev. Lett. **81**, 938 (1998).
- [10] T. Bergeman, M.G. Moore, and M. Olshanii, Phys. Rev. Lett. **91**, 163201 (2003).
- [11] $e(x)$ and its derivative $e'(x)$ are obtained numerically with an iterative algorithm.
- [12] C. Menotti and S. Stringari, Phys. Rev. A **66**, 043610 (2002).
- [13] S. Stringari, Phys. Rev. Lett. **77**, 2360 (1996).
- [14] F. Dalfovo, A. Latri, L. Pricapenko, S. Stringari, J. Treiner, Phys. Rev. B **52**, 1193 (1995).
- [15] M.D. Girardeau, and E.M. Wright, Phys. Rev. Lett. **84**, 5239 (2000).
- [16] F. Calogero and A. Degasperis, Phys. Rev. A **11**, 265 (1975).
- [17] L. Salasnich, A. Parola, and L. Reatto, Phys. Rev. A **66**, 043603 (2002); L. Salasnich, A. Parola, and L. Reatto, Phys. Rev. Lett. **91**, 080405 (2003).
- [18] L.D. Carr, C.W. Clark, and W.P. Reinhardt, Phys. Rev. A **62**, 063611 (2000).
- [19] L. Salasnich, Laser Phys. **14**, 291 (2004).