

# Scale-Free Networks Generated By Random Walkers

Jari Saramäki\*, and Kimmo Kaski

*Laboratory of Computational Engineering, Helsinki University of Technology, P.O.  
Box 9203, FIN-02015 HUT, Finland*

---

## Abstract

We present a simple mechanism for generating undirected scale-free networks using random walkers, where the network growth is determined by choosing parent vertices by sequential random walks. We show that this mechanism produces scale-free networks with degree exponent  $\gamma = 3$  and clustering coefficients depending on random walk length. The mechanism can be interpreted in terms of preferential attachment without explicit knowledge of node degrees.

*Key words:* Disordered system, Networks, Scale-free networks, Random walks  
*PACS:* 89.75.Da, 89.75.Hc, 87.23.Ge, 05.40.-a

---

Since the seminal paper by Watts and Strogatz [1], much research has focused on the properties of small-world and scale-free networks [2, 3, 4], as these have been found to resemble many naturally occurring networks, such as social networks [5, 6], scientific collaboration networks [7], the WWW [8, 9] and metabolic networks [10]. Most naturally occurring networks can be characterized by a high degree of clustering together with small average node-to-node distance [1]. In addition, these networks often display a power-law degree distribution  $p(k) \propto k^{-\gamma}$ , where  $k$  denotes vertex degree and  $\gamma$  the degree exponent, which is typically observed to lie within the range  $\gamma \sim 2 - 3$ . The emergent power law was originally explained by Barabási and Albert (BA) in terms of combining network growth and preferential attachment [11]. The BA preferential attachment model simply states that when a new node is added to the network, it is preferentially linked to nodes already possessing a large number of links. This intuitive mechanism results in scale-free networks with  $\gamma = 3$ .

---

\* Corresponding author.

*Email address:* jsaramak@lce.hut.fi (Jari Saramäki).

Over the recent years, several new models for generating scale-free networks have been proposed [12, 13, 14, 15, 16, 17, 18, 19]. One motivation has been to better capture the clustering properties of real-world networks [13, 16, 17, 18], as these tend to exhibit far larger degree of clustering than BA networks. Furthermore, the original BA model does not explicitly state how the preferential attachment comes to be. The algorithm utilizes global knowledge of vertex degrees but in the case of real-world networks such as social networks or the WWW, new “vertices” joining these networks rarely have such knowledge. Despite of that, power laws emerge. Thus, determining growth-directing rules which only utilize local information on vertex degrees and connections is of importance. These ideas have been elaborated in Refs. [12, 19], where it was shown that in directed networks, random walkers moving along the edges of a network and probabilistically creating new links to their current locations eventually results in scale-free degree distributions. The idea of reaching highly connected vertices by following random links was also utilized by Cohen et al. [20] in the context of effective immunization strategies.

Here, we present a simple undirected network growth mechanism based on random walks of fixed length, and show that it leads to a scale-free network structure with BA degree exponent  $\gamma = 3$ . Furthermore, the clustering properties of the network are determined by the random walk length. The algorithm goes as follows:

- (i) The network is initialized with  $m_0$  vertices, connected to each other.
- (ii) A random vertex is chosen as the starting point of the random walk.
- (iii) At each step of the walk, the walker moves to a randomly chosen neighbor of the current vertex. After  $l$  steps, the vertex at which the random walker has arrived is marked. The walk is repeatedly continued for  $l$  steps until  $m \leq m_0$  different vertices are marked.
- (iv) A new vertex is added to the network and connected to the  $m$  marked vertices by undirected links, and the whole process is repeated starting from step (ii), until the network has grown to the desired size of  $N$  vertices.

Note that in step (iii), the walker is allowed to trace its steps backwards. Thus the walk is not self-avoiding, as it would otherwise easily get stuck. If the walker arrives at an already marked vertex after  $l$  steps, a new  $l$ -length walk is started from that vertex.

In this algorithm, preferential attachment follows from the fact that the probability of the random walker ending up at a highly connected vertex is higher than that of it ending up at a vertex with less connections. In the context of e.g. WWW or social networks, the idea is intuitively appealing. Analogously, we tend to learn to know new people through those people we already

know, which quickly leads us to “popular” persons without explicitly looking for them.

In the following, we show that choosing vertices by the random walk method is equivalent to the BA preferential attachment rule [11], stating that the probability  $P$  of node  $i$  being chosen depends on its degree  $k_i$ :

$$P(i) = \frac{k_i}{\sum_j k_j}. \quad (1)$$

Here  $\sum_j k_j$  denotes the sum over the degrees of all nodes, that is, the total number of connections within the network. Let us define  $P(A)$  as the probability that vertex  $A$  is chosen as the initial vertex,  $P(A) = 1/N$ , and  $P(B)$  as the probability that we arrive at its neighbor vertex  $B$  by following one of the  $k_A$  links attached to  $A$ . We can derive an expression for  $P(B)$  by utilizing the Bayes rule:

$$P(B) = \frac{P(B|A)P(A)}{P(A|B)}, \quad (2)$$

where the conditional probability  $P(B|A)$  denotes the probability of arriving at  $B$  if  $A$  is chosen as the starting vertex. This probability equals the probability that of the  $k_A$  links out of node  $A$ , the correct link is followed:

$$P(B|A) = \frac{1}{k_A}. \quad (3)$$

Likewise, the conditional probability  $P(A|B)$ , i.e. the probability that if the walk arrived at  $B$  it originated at  $A$ , can be written as

$$P(A|B) = \frac{1}{k_B}. \quad (4)$$

Combining all the above we arrive at

$$P(B) = \frac{k_B}{Nk_A}. \quad (5)$$

If we now continue the walk and utilize the derived result for  $P(B)$  in calculating the probability of the walker ending up at node  $C$  within one single step, we get

$$P(C) = \frac{k_C}{Nk_A}, \quad (6)$$

as  $k_B$  cancels out. Thus, the random walk length  $l$  does not influence the probabilities of nodes to be chosen at all, although it plays a role in determining the clustering properties of the network, as we shall see below. Finally, as node  $A$  was chosen randomly, its degree  $k_A$  equals, on the average, the average degree  $\langle k \rangle$  of the network, and since  $Nk_A = N\langle k \rangle = \sum_j k_j$ , we arrive at the BA preferential attachment rule (1), with the well known consequence

for the degree distribution  $p(k) \propto k^{-3}$ , i.e. the degree exponent  $\gamma = 3$ . It should be noted that degree-degree correlations could in principle influence this outcome; however, no significant correlations were found in simulated networks generated by our random walk method.

Figure 1 displays the degree distribution  $p(k)$  versus  $k$  on log-log scale, obtained by simulations for  $m = 2, 4, 8, 16$ , with  $N = 10^6$ , and averaged over 100 runs each. The random walk length was chosen  $l = 1$ . In this figure, the solid lines indicate corresponding BA degree distributions of the form [21, 22, 3],

$$p(k) = \frac{2m(m+1)}{k(k+1)(k+2)}, \quad (7)$$

which at the limit  $m \gg 1, k \gg 1$  can be written in the common form  $p(k) = 2m^2/k^3$ . It is evident that the simulated degree distributions match very well with the theoretical ones. We have also repeated the same runs for larger values of  $l$  and obtained very similar results, confirming the fact that the random walk length does not seem to influence the degree distribution.

However, as mentioned above, the random walk length  $l$  is not irrelevant for the network properties. When  $m > 1$ , one can expect that short random walk lengths give rise to highly clustered networks. The degree of clustering should be especially high when  $l = 1$ , as every growth step then results in the formation of at least  $m - 1$  triads of connected vertices. Clustering is measured in terms of the clustering coefficient, which denotes to what degree the neighbors of a vertex are also neighbors to each other, and it has maximum value  $C_{max} = 1$  for a fully connected network. The average clustering coefficient  $C$  of the whole network [1] is defined as the ratio of the existing links  $E_i$  between neighbors of vertex  $i$  to the possible number of such connections, averaged over the whole network:

$$C = \langle C_i \rangle = \left\langle \frac{2E_i}{k_i(k_i - 1)} \right\rangle. \quad (8)$$

The case  $m = 2$  is especially interesting: one can easily see that with  $l = 1$ , the random walk model is identical to the Holme-Kim model [13] with triad formation probability  $P_t = 1$ . Furthermore, the clustering properties are similar to the Dorogovtsev-Mendes-Samukhin model [14], as well as to the highly clustered Klemm-Eguíluz model [17]. In this case, a new triad is formed every time a new vertex is added to the network. We can calculate the clustering coefficient using a slight variation of the rate equation approach [23]: for each vertex  $\partial E(k)/\partial k = 1$  with initial condition  $E(2) = 1$ , resulting in  $E(k) = k - 1$ . Thus, the clustering coefficient of a vertex of degree  $k$  equals  $C(k) = 2/k$ . Now the average clustering coefficient is obtained by using the

degree distribution of Eq. (7):

$$C_{m=2,l=1} = \sum_{k=2}^{\infty} \frac{2}{k} \frac{2m(m+1)}{k(k+1)(k+2)}, \quad (9)$$

yielding a numerical value of  $C_{m=2,l=1} \approx 0.74$ . For  $l = 3$ , one can easily see that new triads are most likely formed by the walker returning to the previous vertex at steps 2 or 3. The probabilities of both the above cases can be approximated to be  $1/\langle k \rangle$ , thus, on the average,  $\partial E/\partial k \approx 2/\langle k \rangle = 1/2$ . Setting  $E(2) = 1/2$  we get  $C(k) \approx 1/k$ , yielding  $C_{m=2,l=3} \approx 0.37$ . For larger odd values of  $l$ , the probability of the walker returning to one of the neighbors of the first marked node decreases, causing the clustering coefficient to decrease as well. It is interesting to note that a  $C(k) \sim k^{-1}$ -dependency similar to the  $l = 1$  and  $l = 3$  cases has been observed in several real-world networks [18]. The clustering coefficient distribution  $C(k) = 2/k$  of the  $l = 1$  case is also similar to the deterministic scale-free graph of Ref. [15].

Estimating the clustering coefficient values for even random walk lengths turns out to be more difficult. In the  $l = 2$  case,  $\partial E/\partial k \sim E/(k\langle k \rangle)$ , i.e. a triad is formed only if the walker at step 2 follows one of the already existing  $E$  neighbor-neighbor links out of  $\sim k\langle k \rangle$  possible links. This equation suggests that for (low) even values of  $l$ , the triad formation probability is significantly lower than for odd values of  $l$ . It is also influenced by the initial conditions (for  $l = 2$ , if there are no clusters in the initial configuration, no triads can be formed at all), and the configuration of links added at the initial stages of growth. Unlike for odd  $l$ -values, one can expect an increase in clustering with increasing even  $l$ , as the probability of the walker returning to the vicinity of its starting point increases.

Figure 2 illustrates the dependence of  $C$  on  $l$  for  $m = 2$  and 4, calculated by averaging over 100 runs of networks with size  $N = 25,000$ . The  $l = 1$  and  $l = 3$  values for the  $m = 2$  case match with the above predictions, as does the overall shape of the curves. At low enough values of  $l$ , the clustering coefficient depends heavily on the random walk length. At odd values of  $l$  the generated networks are highly clustered, but there is a large difference between even and odd values of  $l$ . This difference disappears for large  $l$ , while at the same time the clustering coefficient converges to a constant value. The probable reason for this is that  $l$  becomes large enough for the  $m$  nodes to be uncorrelated, and thus increasing it further has no more an effect. Furthermore, investigation of the clustering coefficients of networks generated in individual runs reveals that when  $l$  is small, there is only little scatter for odd values of  $l$ , whereas the coefficients can differ greatly for even values of  $l$ .

Finally, we have investigated the dependency of  $C$  on the network size. Figure 3 illustrates  $C$  as function of  $N$  for  $m = 4$  and 8, and for several values of  $l$ .

When the random walks are short,  $C$  appears quite independent of  $N$ . As discussed above, increasing (odd)  $l$  results in a decrease in clustering. However, as  $l$  becomes large enough, we obtain clustering similar to that of BA networks, where  $C(N) \propto (\ln N)^2/N$  for  $m \gg 1$  [17, 23]. The solid lines indicate clustering coefficients  $C(N)$  calculated by using the asymptotically similar formula (17) of Ref. [24], which is more accurate at low  $m$ . The theoretical curves show good agreement with our data. Thus, the BA preferential attachment model could be considered as the limiting case of our model for  $l \gg 1$ .

In conclusion, we have presented a random-walk-based undirected network growth mechanism which results in scale-free networks with degree exponent  $\gamma = 3$  without utilizing any knowledge of node degrees. Furthermore, we have analytically shown that this mechanism leads to the Barabási-Albert preferential attachment rule for any random walk length, and thus, somewhat surprisingly, even one-step random walks produce scale-free degree distributions. This clearly illustrates that growing networks can self-organize into scale-free structures even when based on simple, local growth rules. We have also shown that the clustering degree of the network depends on the random walk length in addition to the network size. This degree becomes similar to that of BA networks, when the random walks are long enough.

## Acknowledgments

This work is supported by the Academy of Finland, project No. 1169043 (Finnish Centre of Excellence programme 2000-2005).

## References

- [1] D. J. Watts, S. H. Strogatz, *Nature* 393 (1998) 440.
- [2] S. H. Strogatz, *Nature* 410 (2001) 268.
- [3] R. Albert, A.-L. Barabási, *Rev. Mod. Phys.* 74 (2002) 47.
- [4] S. N. Dorogovtsev, J. F. F. Mendes, *Adv. Phys.* 51 (2002) 1079.
- [5] L. A. N. Amaral, A. Scala, M. Barthélémy, H. E. Stanley, *Proc. Natl. Acad. Sci USA* 97 (2000) 11149.
- [6] M. Girvan, M. E. J. Newman, *Proc. Natl. Acad. Sci USA* 99 (2002) 8271–8276.
- [7] M. Newman, *Phys. Rev. E* 64 (2001) 016131.
- [8] R. Albert, H. Jeong, A.-L. Barabási, *Nature* 401 (1999) 130.
- [9] B. A. Huberman, L. A. Adamic, *Nature* 401 (1999) 131.
- [10] H. Jeong, B. Tombor, R. Albert, Z. N. Oltvai, A.-L. Barabási, *Nature* 407 (2001) 268.
- [11] A.-L. Barabási, R. Albert, *Science* 286 (1999) 509.
- [12] A. Vázquez, *cond-mat/0006132* (2000).
- [13] P. Holme, B. J. Kim, *Phys. Rev. E* 65 (2002) 026107.

- [14] S. N. Dorogovtsev, J. F. F. Mendes, A. N. Samukhin, Phys. Rev. E 63 (2001) 062101.
- [15] S. N. Dorogovtsev, A. V. Goltsev, J. F. F. Mendes, Phys. Rev. E 65 (2002) 066122.
- [16] K. Klemm, V. M. Eguíluz, Phys. Rev. E 65 (2002) 036123.
- [17] K. Klemm, V. M. Eguíluz, Phys. Rev. E 65 (2002) 057102.
- [18] E. Ravasz, A.-L. Barabási, Phys. Rev. E 67 (2003) 026112.
- [19] A. Vázquez, Phys. Rev. E 67 (2003) 056104.
- [20] R. Cohen, S. Havlin, D. ben Avraham, Phys. Rev. Lett. 91 (24) (2003) 247901.
- [21] S. N. Dorogovtsev, J. F. F. Mendes, A. Samukhin, Phys. Rev. Lett. 85 (2000) 4633.
- [22] P. L. Krapivsky, S. Redner, F. Leyvraz, Phys. Rev. Lett. 85 (2000) 4629.
- [23] G. Szabó, M. Alava, J. Kertész, Phys. Rev. E 67 (2003) 056102.
- [24] A. Fronczak, P. Fronczak, J. A. Holyst, cond-mat/0306255.

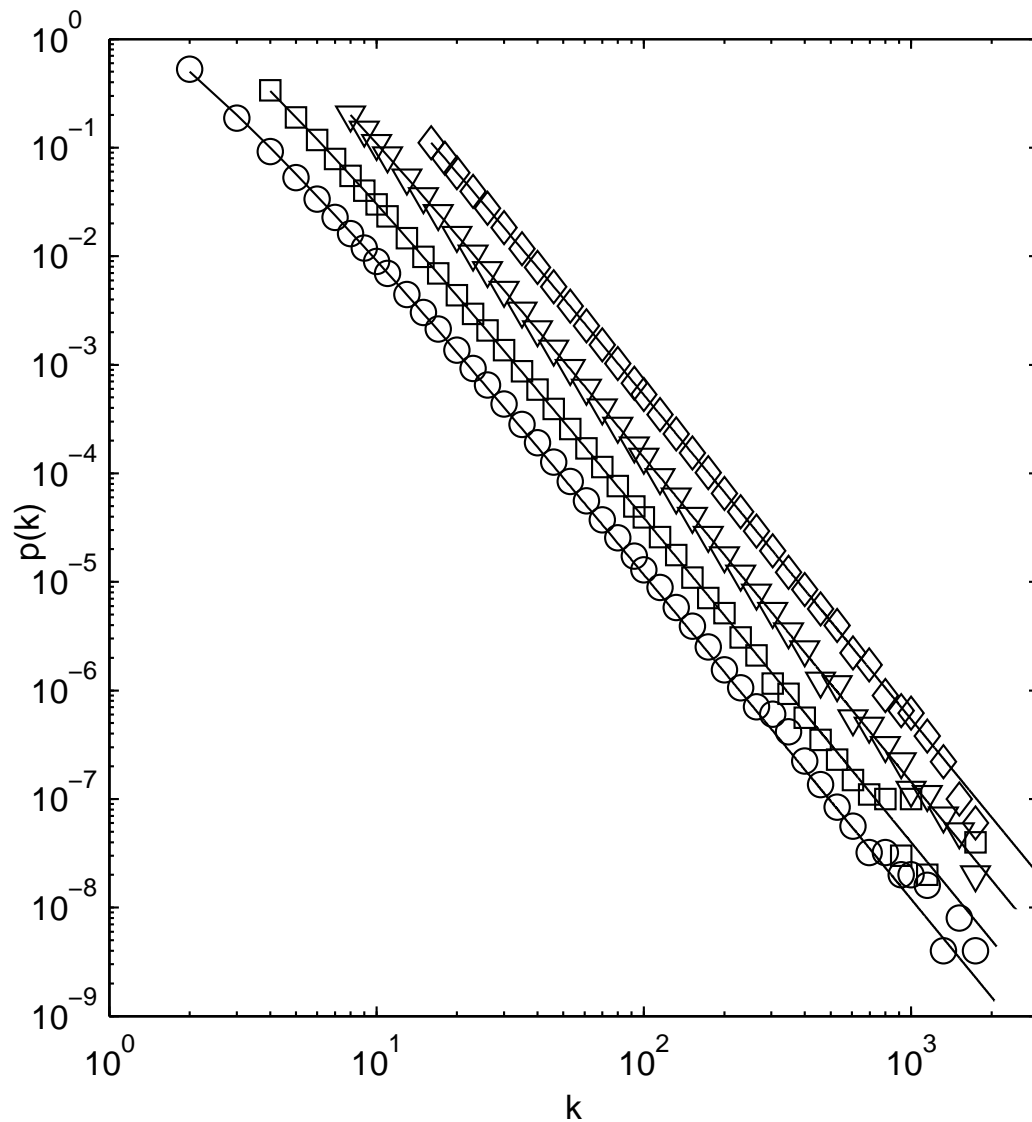


Fig. 1. Results of simulated degree distributions  $p(k)$  as function of  $k$ , calculated by averaging over 100 runs with networks grown to size  $N = 10^6$ , for  $m = 2$  ( $\circ$ ),  $m = 4$  ( $\square$ ),  $m = 8$  ( $\nabla$ ) and  $m = 16$  ( $\diamond$ ). The networks were generated using random walks of length  $l = 1$ . The solid lines indicate respective Barabási-Albert degree distributions.



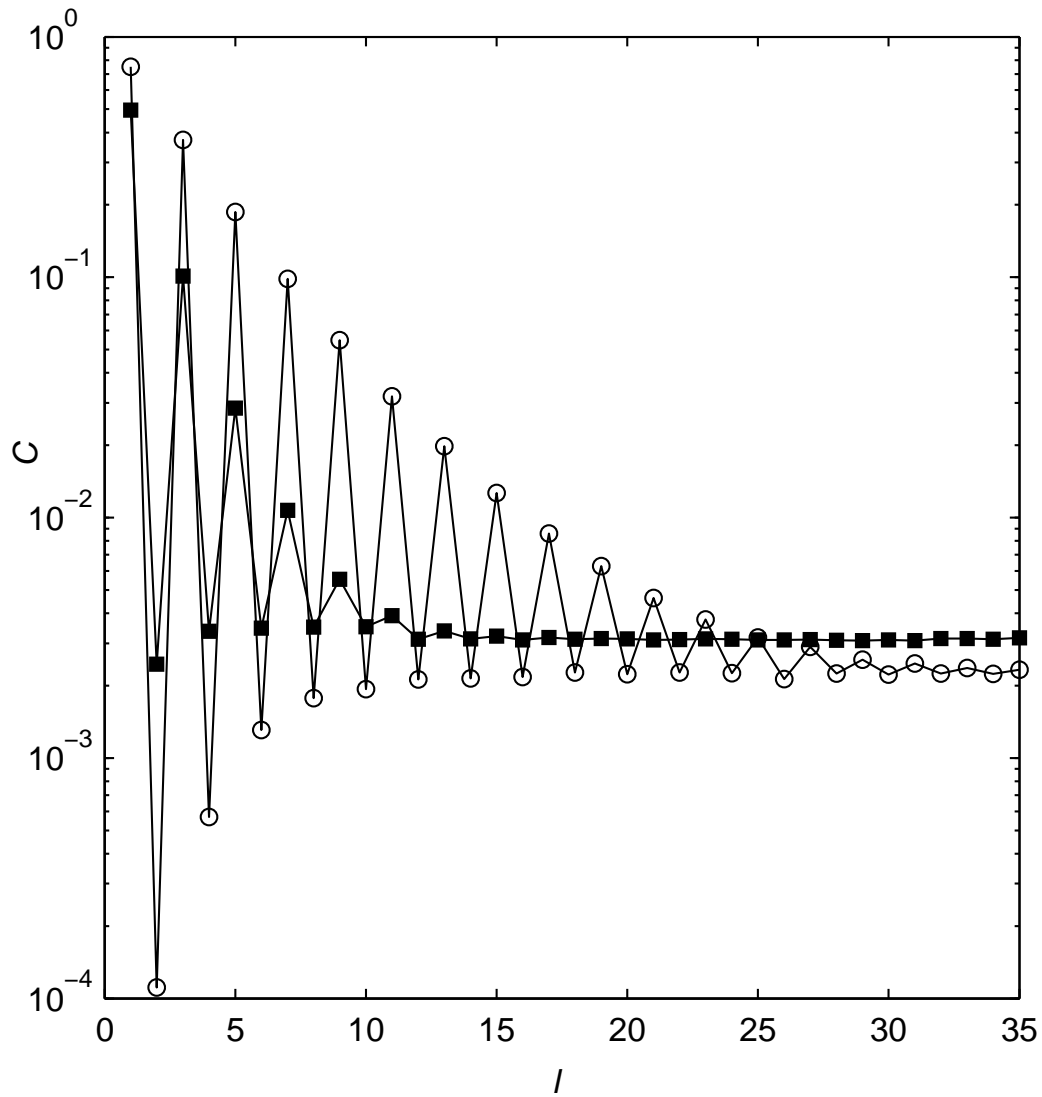


Fig. 2. Clustering coefficient of random-walk-generated networks as function of walk length  $l$  for  $m = 2$  ( $\circ$ ) and  $m = 4$  ( $\blacksquare$ ), with  $N = 25,000$ , averaged over 100 runs.

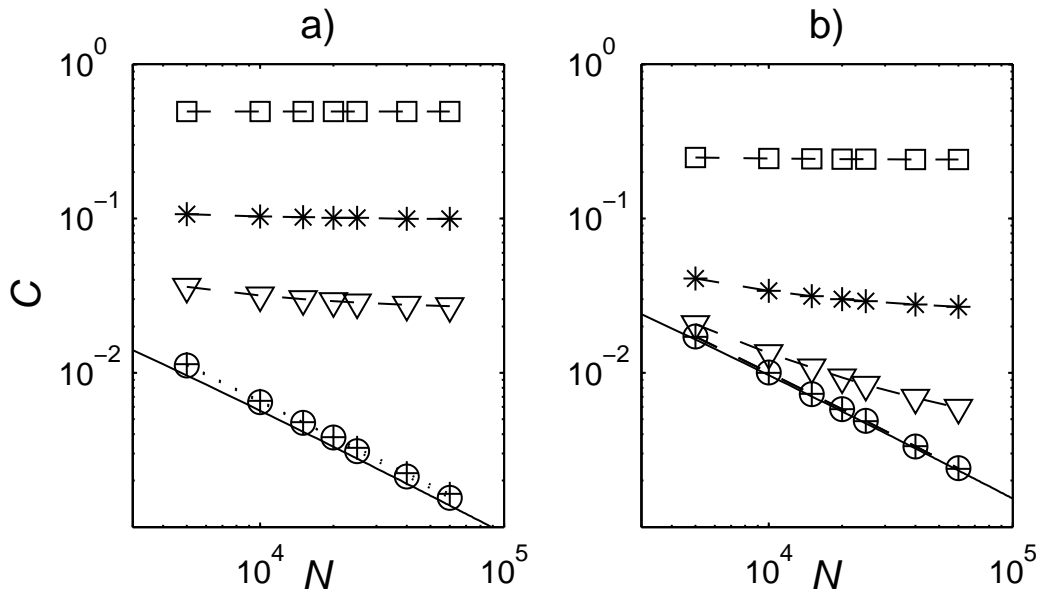


Fig. 3. Clustering coefficient  $C$  as function of network size  $N$  for a)  $m = 4$ , b)  $m = 8$ , with random walk lengths  $l = 1$  ( $\square$ ),  $l = 3$  ( $*$ ),  $l = 5$  ( $\nabla$ ),  $l = 15$  ( $+$ ), and  $l = 25$  ( $\circ$ ), calculated as averages over 100 simulated runs. The dashed lines serve as guides to the eye and the solid line displays the theoretical prediction [24] for clustering coefficients of Barabási-Albert-networks.