

Dynamic Model of Fiber Bundles

M.Y. Choi,^{1,2} J. Choi,³ and B.-G. Yoon⁴

¹*Department of Physics, Seoul National University, Seoul 151-747, Korea*

²*Korea Institute for Advanced Study, Seoul 130-012, Korea*

³*Department of Physics, Keimyung University, Taegu 704-701, Korea*

⁴*Department of Physics, University of Ulsan, Ulsan 680-749, Korea*

A realistic continuous-time dynamics for fiber bundles is introduced and studied both analytically and numerically. The equation of motion reproduces known stationary-state results in the deterministic limit while the system under non-vanishing stress always breaks down in the presence of noise. Revealed in particular is the characteristic time evolution that the system tends to resist the stress for considerable time, followed by sudden complete rupture. The critical stress beyond which the complete rupture emerges is also obtained.

PACS numbers: 46.50.+a, 62.20.Mk, 05.70.Ln, 46.65.+g

During past decades fiber bundle models have received considerable attention and been studied extensively [1]. Originally introduced to explain ruptures in heterogeneous material under tension [2], fiber bundle models have been applied to cracks and fractures, earthquakes, and other related breakdown phenomena [3, 4, 5]. The main issue in the studies of fiber bundles is the life time of a bundle under given applied stress and accordingly, how the system fails as the applied stress is gradually increased [6]. Recent works have been extended to the study of thermodynamic transitions [7], damping effects of viscous fibers [8], and thermally activated failures [9]. The breaking dynamics in the fiber bundle model is essentially determined by the condition whether the threshold of a particular fiber is exceeded by the applied stress and the equation of motion is expressed as recursion relations. It is thus deterministic, even though the thresholds of the fibers are drawn from some probability distributions which may include various effects [10]. The recursion equations can be solved by means of the graphical method and have been shown to be useful in classifying all possible threshold distributions. Here time is viewed as a discrete variable and it is assumed that at each time step all the fibers meeting the breaking condition break immediately. The concern is then the number of intact fibers in the stationary state after evolving in discrete time. Unlike the stationary state, however, this deterministic recursive dynamics, based on synchronous updating of the fibers at each *discrete* time step, does not provide a realistic description of the actual dynamics. In real systems it is obvious that time is *continuous* and there usually exists retardation. Namely, it may take time for a fiber to respond to a given stress and for the stress to get redistributed among fibers.

This work is the first attempt toward realistic dynamics of fiber bundles, incorporating those features together with the probabilistic generalization. This kind of continuous-time dynamics in general yields the equations of motion in the form of delay-differential equations and was successfully applied to neural network problems [11].

From this formulation, we obtain the equation of motion for the average number of intact fibers, and find that the stationary solutions for simple threshold distributions are the same as those found previously in the recursion-equation approach. For realistic distributions, the equation is solved numerically to give the time evolution. It is revealed that after initial rupture the average number of intact fibers tends to remain more or less constant, exhibiting plateau-like behavior as a function of time. In other words, even in case that the stress is strong enough to break all the fibers eventually, the system resists the stress for considerable time before complete rupture. The critical stress beyond which the complete rupture emerges is also obtained.

We consider a bundle of N fibers pulled by an external force F . In the global load-sharing limit, all fibers share the force uniformly so that which provides stress to each fiber. Each fiber has its own threshold and resists the stress lower than the threshold, thus remaining intact. If the stress exceeds the threshold, however, the fiber becomes broken, leaving the applied stress redistributed among the neighboring intact fibers. For convenient representation, we assign a “spin” variable to each fiber in such a way that $s_i = +1$ (-1) for the i th fiber broken (intact). The state of the bundle is described by the configuration of all the fibers, i.e., $\mathbf{s} \equiv (s_1, s_2, \dots, s_N)$. The total number of the intact fibers is related with the average spin $\bar{s} \equiv N^{-1} \sum_j s_j$ via

$$N_- = \sum_{j=1}^N \frac{1-s_j}{2} = \frac{N}{2}(1-\bar{s}), \quad (1)$$

and we are interested in how N_- evolves in time as well as its stationary value.

The total stress on the i th fiber can then be written in the form

$$\eta_i = f + \sum_j V_{ij} \frac{1+s_j}{2}, \quad (2)$$

where f is the stress directly due to the external force and

V_{ij} represents the stress transferred from the j th fiber (in case that it is broken). The breaking of the i th fiber with threshold h_i is determined according to:

$$\begin{aligned} \eta_i < h_i &\Rightarrow s_i = -1 \\ \eta_i > h_i &\Rightarrow s_i = +1, \end{aligned} \quad (3)$$

which, through the use of Eq. (1), can be simplified as

$$s_i E_i > 0 \quad (4)$$

with the local field $E_i \equiv (\eta_i - h_i)(1 - \bar{s})/2$. This determines the stationary configuration at zero ‘‘temperature’’ (i.e., in the deterministic limit).

To describe the time evolution toward the stationary state described by Eq. (4), we also take into consideration the uncertainty (‘‘noise’’) present in real situations, which may arise from impurities and other environmental influences. We thus begin with the conditional probability that the i th fiber breaks at time $t + \delta t$, given that it is intact at time t :

$$p(s_i = +1, t + \delta t | s_i = -1, t; \mathbf{s}', t - t_d) = \frac{\delta t}{2t_r} [1 + \tanh \beta E'_i], \quad (5)$$

where $\mathbf{s}' \equiv (s'_1, s'_2, \dots, s'_N)$ represents the configuration of the system at time $t - t_d$ and $E'_i \equiv (\eta'_i - h_i)(1 - \bar{s}')/2$ is the local field at time $t - t_d$. Note the two time scales t_d and t_r here: t_d denotes the time delay during which the stress is redistributed among fibers while the refractory period t_r sets the relaxation time of the system. The temperature $T \equiv \beta^{-1}$ measures the width of the threshold region of the fibers or the noise level [12]: In the deterministic limit ($T = 0$), which is our main concern, the factor $(1 + \tanh \beta E'_i)/2$ in Eq. (5) reduces to the step function $\theta(E'_i)$, yielding the stationary-state condition given by Eq. (4). The conditional probability that the i th fiber is reconnected given that it is broken at time t is obviously zero [13]

$$p(s_i = -1, t + \delta t | s_i = +1, t; \mathbf{s}', t - t_d) = 0. \quad (6)$$

Equations (5) and (6) can be combined to give a general expression for the conditional probability $p(s'_i, t + \delta t | s_i, t; \mathbf{s}', t - t_d)$, which, in the limit $\delta t \rightarrow \infty$, can be expressed in terms of the transition rate:

$$\begin{aligned} p(s'_i, t + \delta t | s_i, t; \mathbf{s}', t - t_d) \\ = \begin{cases} w_i(s_i; \mathbf{s}', t - t_d) \delta t & \text{for } s'_i = -s_i \\ 1 - w_i(s_i; \mathbf{s}', t - t_d) \delta t & \text{for } s'_i = s_i, \end{cases} \end{aligned} \quad (7)$$

where the transition rate is given by

$$w_i(s_i; \mathbf{s}', t - t_d) = \frac{1}{2t_r} \left[\frac{1 - s_i}{2} + \frac{1 + s_i}{2} \tanh \beta E'_i \right]. \quad (8)$$

The behavior of the fiber bundle is then governed by the master equation, which describes the evolution of

the joint probability $P(\mathbf{s}, t; \mathbf{s}', t - t_d)$ that the system is in state \mathbf{s}' at time $t - t_d$ and in state \mathbf{s} at time t :

$$\begin{aligned} P(\mathbf{s}, t + \delta t; \mathbf{s}', t - t_d) - P(\mathbf{s}, t; \mathbf{s}', t - t_d) \\ = - \sum_{\mathbf{s}''} [p(\mathbf{s}'', t + \delta t | \mathbf{s}, t; \mathbf{s}', t - t_d) P(\mathbf{s}, t; \mathbf{s}', t - t_d) \\ - p(\mathbf{s}, t + \delta t | \mathbf{s}'', t; \mathbf{s}', t - t_d) P(\mathbf{s}'', t; \mathbf{s}', t - t_d)]. \end{aligned} \quad (9)$$

Thus we obtain the equation of motion in the form of a non-Markov master equation. Here the conditional probability for the whole system is given by the product of that for each fiber

$$p(\mathbf{s}'', t + \delta t | \mathbf{s}, t; \mathbf{s}', t - t_d) = \prod_{i=1}^N p(s''_i, t + \delta t | s_i, t; \mathbf{s}', t - t_d).$$

In the limit $\delta t \rightarrow \infty$, Eq. (9) takes the differential form:

$$\begin{aligned} \frac{d}{dt} P(\mathbf{s}, t; \mathbf{s}', t - 1) = - \sum_i [w_i(s_i; \mathbf{s}') P(\mathbf{s}, t; \mathbf{s}', t - 1) \\ - w_i(-s_i; \mathbf{s}') P(F_i \mathbf{s}, t; \mathbf{s}', t - 1)], \end{aligned} \quad (10)$$

where time t has been rescaled in units of the delay time t_d , the transition rate is given by $w_i(s_i; \mathbf{s}') \equiv t_d w_i(s_i; \mathbf{s}', t - t_d)$ with $w_i(s_i; \mathbf{s}', t - t_d)$ defined in Eq. (8), and $F_i \mathbf{s} \equiv (s_1, s_2, \dots, -s_i, s_{i+1}, \dots, s_N)$. Then equations describing the time evolution of relevant physical quantities in general assume the form of differential-difference equations due to the retardation in the stress redistribution. In particular, the average spin for the k th fiber, $m_k(t) \equiv \langle s_k \rangle \equiv \sum_{\mathbf{s}, \mathbf{s}'} s_k P(\mathbf{s}, t; \mathbf{s}', t - 1)$ can be obtained from Eq. (10), by multiplying s_k and summing over all configurations:

$$\begin{aligned} \frac{d}{dt} m_k(t) = - \sum_{\mathbf{s}, \mathbf{s}'} [s_k w_k(s_k; \mathbf{s}') P(\mathbf{s}, t; \mathbf{s}', t - 1) \\ - s_k w_k(-s_k; \mathbf{s}') P(F_k \mathbf{s}, t; \mathbf{s}', t - 1)] \\ = -2 \langle s_k w_k(s_k; \mathbf{s}') \rangle, \end{aligned} \quad (11)$$

where $\langle \rangle$ denotes the average over $P(\mathbf{s}, t; \mathbf{s}', t - 1)$. Evaluation of the average $\langle s_k w_k(s_k; \mathbf{s}') \rangle$, with $s_k^2 = 1$ noted, leads to

$$\tau \frac{d}{dt} m_k = \frac{1 - m_k}{2} + \left\langle \frac{1 - s_k}{2} \tanh \beta E'_k \right\rangle \quad (12)$$

where $\tau \equiv t_r/t_d$ gives the relaxation time (in units of t_d).

To proceed further, we need to specify the explicit form of V_{ij} . In the simplest case of global load sharing, which has been mostly studied due to the analytical tractability, we have $V_{ij} = \eta_j/N_-$ as well as $f = F/N$. Equation (2) then leads to $(1 - \bar{s})\eta_i = 2f$ and accordingly, the local field $E_i = f - (h_i/2)(1 - \bar{s})$. The infinite-range nature of such global load sharing allows one to replace E'_k by its average $\langle E'_k \rangle = f - (h_k/2)[1 - \bar{m}(t - 1)]$, where it has been noted that \mathbf{s}' is the configuration at time $t - 1$, i.e., $\langle \bar{s}' \rangle = N^{-1} \sum_j \langle \bar{s}'_j \rangle = N^{-1} \sum_j m_j(t - 1) \equiv \bar{m}(t - 1)$.

For convenience, we now rewrite Eq. (12) in terms of the average number of intact fibers at time t . Defining $x_k \equiv (1 - m_k)/2$ and $\bar{x} \equiv N^{-1} \sum_k x_k = (1 - \bar{m})/2$, we have, from Eq. (1), $\langle N_- \rangle = N\bar{x}$ and thus obtain from Eq. (12) the equation of motion for the average fraction of intact fibers:

$$\tau \frac{d}{dt} x_k(t) = -x_k(t) - x_k(t) \tanh \beta [f - h_k \bar{x}(t-1)] \quad (13)$$

or, upon the sample average,

$$\tau \frac{d}{dt} \bar{x}(t) = -\bar{x}(t) - \langle x(t) \tanh \beta [f - h_k \bar{x}(t-1)] \rangle, \quad (14)$$

where $\langle \rangle$ stands for the average with respect to the distribution of $\{h_k\}$ and self-averaging has been assumed.

We first examine the stationary solutions of Eq. (13)

$$x_k + x_k \tanh \beta [f - h_k \bar{x}] = 0, \quad (15)$$

which possesses two possible solutions: $x_k = 0$ or $\tanh \beta (f - h_k \bar{x}) = -1$. The latter is possible only if $f < h_k \bar{x}$ at $T = 0$. In this case, the stress f is not large enough to break the fiber, so that we have $x_k = 1$. When $f > h_k \bar{x}$, on the other hand, $x_k = 0$ is the only solution. It is thus concluded that

$$x_k = \theta(h_k \bar{x} - f) \quad (16)$$

in the deterministic limit ($T = 0$). The average fraction of intact fibers, given by the sample average, i.e., the average over the distribution of the threshold, then becomes

$$\bar{x} = \int dh g(h) x = \int dh \theta(h \bar{x} - f) g(h), \quad (17)$$

where $g(h)$ is the distribution function of the threshold $\{h_k\}$. This is the self-consistent equation, the solution of which gives the stationary fraction of the surviving fibers. Note also that the stationarity condition $\bar{x} + \langle x \tanh \beta [f - h_k \bar{x}] \rangle = 0$ or

$$\int dh g(h) \theta(h \bar{x} - f) [1 + \tanh \beta (f - h \bar{x})] = 0 \quad (18)$$

is automatically satisfied since $\tanh \beta (f - h \bar{x}) = \theta(f - h \bar{x}) - \theta(h \bar{x} - f)$. At $T \neq 0$, we have $x_k = 0$, giving $\bar{x} = 0$ as the only possible solution.

We now briefly discuss how to solve the Eq. (17). For a continuous distribution of the threshold, we formally solve Eq. (17) by simply performing the integration

$$\bar{x} = 1 - G(f/\bar{x}), \quad (19)$$

where $G(h) = \int_0^h dh' g(h')$ is the cumulative distribution of the threshold. This equation corresponds to the fixed-point equation for the deterministic dynamics, except that in our case \bar{x} is a double averaged quantity. This

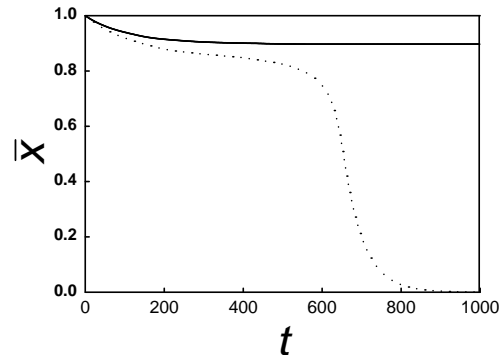


FIG. 1: Behavior of the average fraction \bar{x} of intact fibers with time t (in units of the delay time) for the Gaussian distribution of $\bar{h} = 1$ and $\sigma = 0.2$. Solid and dotted lines correspond to $f = 0.66$ and 0.68 , respectively.

equation may be solved, e.g., graphically for given $g(h)$ [1], and yields all known results, which we do not reproduce here. For example, the simple bimodal distribution $g(h) = \rho \delta(h - f_1) + (1 - \rho) \delta(h - f_2)$ with $0 < f_2 < f_1$ and $0 \leq \rho \leq 1$ leads to

$$\bar{x} = \int dh \theta(h \bar{x} - f) [\rho \delta(h - f_1) + (1 - \rho) \delta(h - f_2)] \quad (20)$$

whose solution is given by

$$\bar{x} = \begin{cases} 1 & \text{for } f < f_2 \bar{x} \\ \rho & \text{for } f_2 \bar{x} < f < f_1 \bar{x} \\ 0 & \text{for } f_1 \bar{x} < f. \end{cases}$$

As f is increased from zero, the first rupture occurs at $f = f_2$, yielding $\bar{x} = \rho$, and the second one occurs at $f = \rho f_1$ if $f_2 < \rho f_1$. For $f_2 > \rho f_1$, however, there appears only one rupture at $f = f_2$. In these two cases the critical stress f_c , beyond which the system breaks completely, is thus given by ρf_1 and f_2 , respectively.

Next the time evolution of the system is explored via direct numerical integration of the equation of motion (13). We consider realistic distributions of the threshold including the Gaussian distribution as well as the uniform one. Specifically, we set $\tau = 100$ and use the time step $\Delta t = 0.1$, mostly in a system of $N = 10^3$ fibers. These parameter values have been varied, only to give no appreciable difference.

The typical behavior of the average fraction \bar{x} of intact fibers is shown in Fig. 1 for the Gaussian distribution with unit mean ($\bar{h} = 1$) and variance $\sigma = 0.2$. Note that for $f = 0.66$ a large part of the fibers remain intact whereas all fibers become broken for $f = 0.68$, indicating that the critical stress f_c lies in between. Indeed this is the case in Fig. 2, which displays how the critical stress varies with the variance of the threshold distribution. It is of interest that after initial rupture \bar{x} tends not to change much and exhibits a plateau as a function

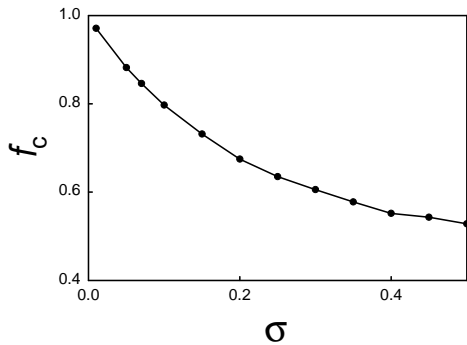


FIG. 2: Critical stress f_c versus variance σ

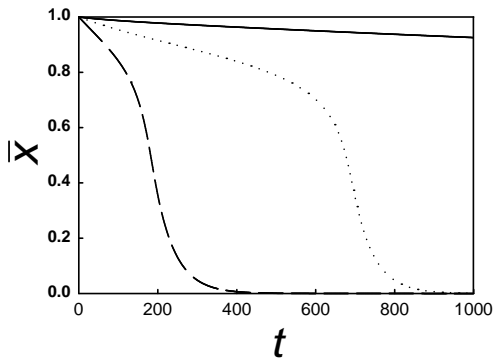


FIG. 3: Behavior of the average fraction of intact fibers with time at $T = 0.1$ for $f = 0.48$ (solid line), 0.58 (dotted line), and 0.68 (dashed line). Other parameters are the same as those in Fig. 1.

of time, which persists regardless of the details of the threshold distribution. This indicates that even for the stress strong enough to break all the fibers eventually, the system resists the stress for considerable time, followed by the complete rupture occurring suddenly. Note the sharp contrast with the results based on the conventional discrete-time recursive dynamics, where the strong stress brings about immediate failure [10].

We also examine the effects of noise ($T \neq 0$), which disallows the nontrivial solution in the stationary state and leads to $f_c = 0$. Nevertheless Fig. 3 displays that the rupture time can be very long unless f is not large. In a real system T is nonzero but usually very small, and the complete rupture practically does not occur in the time scale of interest. For large f , the rupture is accelerated in the presence of noise, as shown in Fig. 4.

In summary, we have introduced realistic continuous-time dynamics for fiber bundles and investigated the behavior of the system under stress. The dynamics has been generalized to include uncertainty due to impurities and environmental influences. In its presence the system has been found always to break eventually, reflecting the irreversible nature of breaking, whereas in its absence all

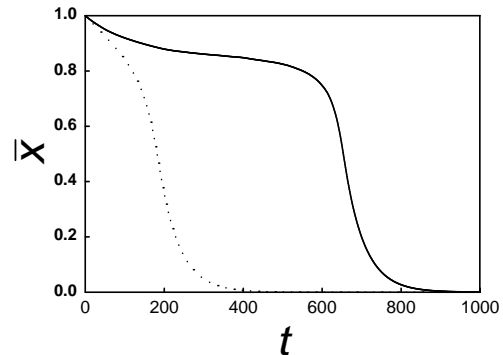


FIG. 4: Comparison of the behavior at $T = 0$ (solid line) and 0.1 (dotted line). The stress is $f = 0.68$ and other parameters are the same as those in Fig. 1.

stationary features found in the deterministic recursion-equation approach have been reproduced. In particular disclosed is characteristic time evolution that the system tends to resist the stress for considerable time, followed by the complete rupture occurring suddenly. This has interesting implications to many systems in nature such as biological problems, the investigation of which is left for further study.

This work was supported in part by the Overhead Research Fund of SNU and in part by the Basic Research Program (Grant No. R01-2002-000-00285-0) of KOSEF.

-
- [1] See, e.g., R. da Silveira, Am. J. Phys. **67**, 1177 (1999).
 - [2] H.E. Daniels, Proc. R. Soc. London, Ser A **183**, 405 (1945); F.T. Peirce, J. Text. Ind. **17**, 355 (1926).
 - [3] J.V. Anderson, D. Sornette, K.-t. Leung, Phys. Rev. Lett. **78**, 2140 (1997).
 - [4] D. Sornette, J. Phys. I **2**, 2089 (1992).
 - [5] S. Zapperi, P. Ray, H.E. Stanley, and A. Vespignani, Phys. Rev. Lett. **78**, 1408 (1997).
 - [6] B.D. Coleman, J. Appl. Phys. **29**, 968 (1958); S.-d. Zhang, Phys. Rev. E **59**, 1589 (1999); W.I. Newman and S.L. Phoenix, Phys. Rev. E **63** 021507 (2001); L. Moral, Y. Moreno, J.B. Gomez, and A.F. Pacheco, Phys. Rev. E **63**, 066106 (2001).
 - [7] S.R. Pride and R. Toussaint, Physica A **312**, 159 (2002).
 - [8] F. Kun, R.C. Hidalgo, H.J. Hermann, and K. Pal, e-print cond-mat/0209308.
 - [9] S. Roux, Phys. Rev. E **62**, 6164 (2000); R. Scorretti, S. Ciliberto, and A. Guarino, Europhys. Lett. **55**, 626 (2001).
 - [10] A. Politi, S. Ciliberto, and R. Scorretti, e-print cond-mat/0206201; P. Bhattacharyya, S. Pradhan, and B.K. Chakrabarti, Phys. Rev. E **67**, 046122 (2003); S. Pradhan and B.K. Chakrabarti, *ibid.* **67**, 046124 (2003).
 - [11] M.Y. Choi, Phys. Rev. Lett. **61**, 2809 (1988); G.M. Shim, M.Y. Choi, and D. Kim, Phys. Rev. A **43**, 1079 (1991).
 - [12] Here T is not directly related with the thermodynamic temperature of the system, considered in Refs. 9 and 10.

- [13] Then the problem corresponds to the Choi model of neural networks with $t_r/t_0 \rightarrow 0$. See Ref. 11.