

# Anomalous $f$ -electron Hall Effect in the Heavy-Fermion System CeTIn<sub>5</sub> (T = Co, Ir, or Rh)

M.F. Hundley, A. Malinowski, P.G. Pagliuso,<sup>\*</sup> J.L. Sarrao, and J.D. Thompson

*Materials Science and Technology Division,*

*Los Alamos National Laboratory, Los Alamos, NM 87545*

(Dated: August 22, 2018)

## Abstract

The in-plane Hall coefficient  $R_H(T)$  of CeRhIn<sub>5</sub>, CeIrIn<sub>5</sub>, and CeCoIn<sub>5</sub> and their respective non-magnetic lanthanum analogs are reported in fields to 90 kOe and at temperatures from 2 K to 325 K.  $R_H(T)$  is negative, field-independent, and dominated by skew-scattering above  $\sim 50$  K in the Ce compounds.  $R_H(H \rightarrow 0)$  becomes increasingly negative below 50 K and varies with temperature in a manner that is inconsistent with skew scattering. Field-dependent measurements show that the low-T anomaly is strongly suppressed when the applied field is increased to 90 kOe. Measurements on LaRhIn<sub>5</sub>, LaIrIn<sub>5</sub>, and LaCoIn<sub>5</sub> indicate that the same anomalous temperature dependence is present in the Hall coefficient of these non-magnetic analogs, albeit with a reduced amplitude and no field dependence. Hall angle ( $\theta_H$ ) measurements find that the ratio  $\rho_{xx}/\rho_{xy} = \cot(\theta_H)$  varies as  $T^2$  below 20 K for all three Ce-115 compounds. The Hall angle of the La-115 compounds follow this T-dependence as well. These data suggest that the electronic-structure contribution dominates the Hall effect in the 115 compounds, with  $f$ -electron and Kondo interactions acting to magnify the influence of the underlying complex band structure. This is in stark contrast to the situation in most  $4f$  and  $5f$  heavy-fermion compounds where the normal carrier contribution to the Hall effect provides only a small, T-independent background to  $R_H$ .

PACS numbers: 74.70.Tx, 71.27.+a, 75.40.Cx

## I. INTRODUCTION

The discovery of  $f$ -electron compounds that display a unique combination of competing ground states promotes advances in the field of Kondo physics by challenging our understanding of the underlying many-body interactions.<sup>1</sup> The flurry of research activity associated with the  $\text{Ce}_n\text{T}_m\text{In}_{3n+2m}$  ( $\text{T} = \text{Co}, \text{Ir}, \text{or Rh}$ ;  $n = 1 \text{ or } 2$ ;  $m = 0 \text{ or } 1$ ) compounds certainly fits this description.<sup>2,3</sup> The compounds that reside within this “family” exhibit essentially all of the many ground states that have been observed in  $f$ -electron systems, including paramagnetism, antiferromagnetism, and exotic ambient-pressure and pressure-induced superconductivity. These compounds also exhibit a mixture of essentially all known  $f$ -electron phenomena, including a Kondo-renormalized ground state, Fermi-liquid behavior, and both pressure-induced and ambient-pressure non-Fermi-liquid (NFL) behavior in the vicinity of an antiferromagnetic quantum-critical point (QCP).<sup>3</sup> To date, our understanding of  $f$ -electron Kondo systems has rested, in part, on the competition between Kondo and Ruderman-Kittel-Kasuya-Yosida (RKKY) interactions.<sup>4</sup> The complex phase diagram defined by the  $\text{Ce}_n\text{T}_m\text{In}_{3n+2m}$  family challenges this understanding.

The  $\text{Ce}_n\text{T}_m\text{In}_{3n+2m}$  family contains three distinct subgroups, each with differing degrees of anisotropy. The first subgroup ( $m = 0$ ) contains a single member, the cubic antiferromagnet (AFM)  $\text{CeIn}_3$ . At ambient pressure  $\text{CeIn}_3$  orders magnetically at  $T_N = 10$  K and has a slightly enhanced Sommerfeld coefficient  $\gamma$  ( $\equiv C_p/T$  as  $T \rightarrow 0$ ) of 100 mJ/mole K<sup>2</sup>.<sup>5</sup> An applied pressure of  $P_c \approx 25$  kbar drives  $T_N$  to zero,<sup>6,7</sup> leads to NFL behavior,<sup>8</sup> and produces a superconducting state with a maximum transition temperature  $T_c = 0.2$  K. The second subgroup ( $n = m = 1$ ) contains three known Ce-based members,  $\text{CeCoIn}_5$ ,  $\text{CeIrIn}_5$ , and  $\text{CeRhIn}_5$ . These tetragonal Ce-115 compounds have a quasi-two-dimensional structure that is composed of a cubic  $\text{CeIn}_3$  element separated by a  $\text{TIn}_2$  layer.  $\text{CeRhIn}_5$  is an ambient pressure antiferromagnet ( $T_N = 3.8$  K) with an enhanced  $\gamma \approx 400$  mJ/mole K<sup>2</sup>.<sup>9</sup> Superconductivity occurs at  $T_c = 2.1$  K in a pressure of 16 kbar.<sup>9</sup> In contrast ambient-pressure unconventional<sup>10,11,12</sup> superconductivity occurs in both  $\text{CeIrIn}_5$  ( $T_c = 0.4$  K)<sup>13</sup> and  $\text{CeCoIn}_5$  ( $T_c = 2.3$  K).<sup>14</sup> In both superconductors many-body interactions produce a highly renormalized mass state ( $\gamma(\text{CeIrIn}_5) = 0.75$  J/mole K<sup>2</sup>,  $\gamma(\text{CeCoIn}_5) \approx 1$  J/mole K<sup>2</sup>) that becomes evident in the specific heat  $C_p(T)$  below 10 K.  $\text{CeCoIn}_5$  exhibits clear NFL behavior in resistivity  $\rho(T)$  and  $C_p(T)$  data, indicating that this compound resides near an antiferromagnetic

quantum-critical point.<sup>12,15</sup> While the specific-heat of CeIrIn<sub>5</sub> exhibits fermi-liquid behavior just above  $T_c$ ,  $\rho(T)$ , thermal-expansion, and  $1/T_1$  data suggest that this compound may be close to a QCP as well.<sup>12,16</sup> The third subgroup ( $n = 2$ ,  $m = 1$ ) is composed of three double-layer members Ce<sub>2</sub>TIn<sub>8</sub> (T = Rh, Ir, Co). These Ce-218 compounds exhibit the same phenomena seen in the Ce-115 materials, including paramagnetic<sup>17</sup> and AFM<sup>18</sup> ground-states, pressure-induced and ambient pressure superconductivity,<sup>19,20</sup> and NFL behavior.<sup>21</sup>

Anisotropy is a feature common to nearly all of the properties exhibited by the Ce-115 compounds. In part, these anisotropies stem from the tetragonal 115 lattice structure. Band structure calculations and de Haas-van Alphen (dHvA) measurements indicate that the 115 materials have a complicated quasi-2D Fermi surface (FS) composed of multiple electron and hole orbits.<sup>22,23,24,25,26</sup> When considering the novel properties of the 115 compounds it is critical to differentiate between phenomena that are controlled by prosaic single-electron physics and those determined by correlated electron interactions.

The Hall effect provides a useful means of elucidating the relative importance of single-electron (i.e., conventional electronic structure) and many-body interactions in  $f$ -electron systems. The Hall effect in these systems is strongly influenced by the scattering of charge carriers via the orbital angular momenta of localized electrons.<sup>27,28,29</sup> In most  $f$ -electron compounds this orbital skew scattering effect dominates the Hall coefficient  $R_H(T)$  at temperatures greater than the characteristic Kondo temperature  $T_K$ . In contrast, the electronic-structure component is generally a small, temperature-independent contributor to  $R_H(T)$ . Many body correlations frequently dominate the Hall coefficient as the system approaches the Kondo temperature from above.<sup>29,30</sup> At and below  $T_K$ ,  $R_H(T)$  is influenced by the onset of coherence and the development of the Abrikosov-Suhl resonance in the electronic density of states near the Fermi energy.<sup>31,32</sup> For these reasons T and H-dependent Hall measurements provide insights into the relative importance of electronic structure and many-body interactions in the physical properties of  $f$ -electron compounds.

We have measured the in-plane Hall coefficients of CeRhIn<sub>5</sub>, CeIrIn<sub>5</sub>, and CeCoIn<sub>5</sub> and their respective non-magnetic lanthanum analogs in fields to 90 kOe and at temperatures from 2 K to 325 K. The Hall effect is dominated by skew-scattering above  $\sim 50$  K in the Ce-115 compounds, and a precipitous negative drop is present in the in-plane Hall coefficient below 50 K that is inconsistent with incoherent orbital scattering. This same temperature dependence, but with a more modest T-dependent amplitude, is evident in Hall measure-

ments on the non-magnetic analogs LaRhIn<sub>5</sub>, LaIrIn<sub>5</sub>, and LaCoIn<sub>5</sub> signifying that the Hall effect in the Ce-115 materials is dominated by the conventional Hall carrier contribution. Measurements on the Ce-115 compounds indicate that the Hall anomaly present below 50 K can be suppressed significantly by a 90 kOe field, suggesting that field-dependent many-body Kondo interactions influence the unusual Hall effect intrinsic to the 115 electronic structure. Lastly, Hall angle ( $\theta_H$ ) measurements indicate that the ratio  $\rho_{xx}/\rho_{xy} = \cot(\theta_H)$  varies as  $T^2$  below 20 K in all three Ce-115 compounds; La-115  $\cot(\theta_H)$  data between 30 K and 100 K vary quadratically with temperature too. This Hall-angle temperature dependence has been observed in high- $T_c$  cuprates<sup>33</sup> as well, and some have speculated that this behavior is linked to antiferromagnetic spin fluctuations due to a nearby QCP.<sup>34,35</sup> While it is tempting to make the same connection for these Ce heavy-fermion compounds, the fact that  $\cot(\theta_H) \approx T^2$  in all six 115 compounds suggests that this temperature dependence is unconnected with QCP-related spin-fluctuations.

## II. EXPERIMENTAL DETAILS

Single crystal Ce-115 and La-115 transport samples were produced with an indium flux-growth technique. X-ray diffraction on powdered crystals indicates that the crystals are single-phase and form in the primitive tetragonal HoCoGa<sub>5</sub> structure. While the excess In flux is critical for growing the crystals, residual indium has the negative side effect of contaminating essentially all transport measurement on as-grown samples. To eliminate this problem all samples employed in this study were polished and then pre-screened via  $\rho(T)$  and magnetic susceptibility  $\chi(T)$  measurements to ensure that no extrinsic (In) superconductivity was evident at 3.4 K.

Hall measurements were made on single-crystal samples that were cut and polished into thin Hall bars with sample thicknesses ranging from 0.1 to 0.4 mm. All Hall coefficients reported here are in-plane measurements with the magnetic field applied along the *c* axis. The standard four-terminal contact arrangement was used, and the contacts were made with silver conductive epoxy. The longitudinal resistivity ( $\rho_{xx}$ ) and the Hall voltage  $V_H$  were measured with a low-frequency resistance bridge. Systematic errors associated with Hall contact misalignment were eliminated by ascribing the asymmetric component of the field-reversed transverse voltage to the Hall voltage,  $V_H(H) = [V_H(+H) - V_H(-H)]/2$ .<sup>36</sup> The

Hall coefficient was calculated from the standard expression  $R_H = V_H t / I H$ , where  $I$  is the applied current flowing perpendicular to the applied field  $H$ , and  $t$  is the sample thickness.

The Hall measurements were made in fields from 1 kOe to 90 kOe in order to examine the  $R_H$  field dependence and to determine the Hall coefficient in the low-field limit,  $R_H(H \rightarrow 0)$ . The Hall coefficient is extremely field-dependent in the Ce-115 compounds below 20 K; this strong field-dependence coupled with the fact that  $V_H = 0$  in the zero field limit means that some care is required to accurately determine  $R_H(H \rightarrow 0)$ . We employed two methods in determining  $R_H(H \rightarrow 0)$  from the measured Hall voltages. In method one  $R_H(H)$  was determined from the measured  $V_H(H)$  in fields ranging from 1 to 90 kOe, and  $R_H(H \rightarrow 0)$  was calculated by extrapolating the data to  $H = 0$ . In method two  $R_H(H \rightarrow 0)$  was determined from the zero-field limit of the Hall resistivity field derivative,  $R_H(0) = \partial \rho_{xy} / \partial H$ , where  $\rho_{xy} = V_H t / I$ . Both methods produce  $R_H(H \rightarrow 0)$  values that are identical within experimental error. In contrast to the strongly field-dependent Hall voltage in the Ce-115 compounds, the La-115 materials exhibit a field-independent Hall coefficient (i.e.,  $\rho_{xy} \propto H$ ). As such, the T-dependent La-115 Hall data reported in Sec. III were measured in 10 kOe.

### III. RESULTS

#### A. Properties of LaTIn<sub>5</sub> (T = Co, Ir, and Rh)

The La-115 compounds are isostructural analogs of the Ce-115 compounds. As such, the La-115 transport properties are indicative of the non-magnetic contributions to transport in the Ce compounds. The characteristics of these La-115 compounds are, for the most part, unremarkable and typical of a non-magnetic intermetallic system. LaRhIn<sub>5</sub>, LaIrIn<sub>5</sub>, and LaCoIn<sub>5</sub> exhibit a temperature-independent Pauli paramagnetic susceptibility, and the resistivity varies linearly with temperature above  $\sim 50$  K. Room-temperature resistivities range from 10 to 20  $\mu\Omega$  cm, while anisotropic resistivity measurements on LaRhIn<sub>5</sub> find that the nonmagnetic electronic anisotropy inherent in the tetragonal 115 structure is relatively small.<sup>37</sup> The low-temperature (10 K) magnetoresistance (MR) of LaRhIn<sub>5</sub> and LaIrIn<sub>5</sub> is positive and grows quadratically with field. These properties are consistent with a simple metallic system.

The temperature-dependent in-plane Hall coefficients of the three La-115 compounds are

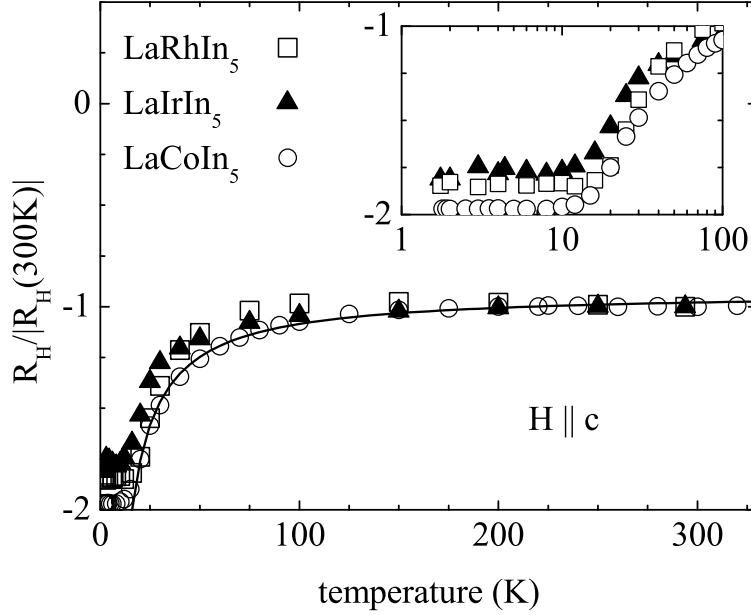


FIG. 1: In-plane Hall coefficients ( $H = 10$  kOe) plotted as a function of temperature for  $\text{LaRhIn}_5$ ,  $\text{LaIrIn}_5$ , and  $\text{LaCoIn}_5$ . Low-temperature data are highlighted in the inset. The data are normalized by the absolute value of each compound's 300 K Hall coefficient. The solid line is a fit to the  $\text{LaCoIn}_5$  data utilizing Eq. (1).

displayed in Fig. 1. All three La-115 compounds exhibit a negative Hall coefficient, with 300 K values of  $-7.5 \times 10^{-10} \text{ m}^3/\text{C}$ ,  $-5.1 \times 10^{-10} \text{ m}^3/\text{C}$ , and  $-4.2 \times 10^{-10} \text{ m}^3/\text{C}$  for the Co, Rh, and Ir compounds, respectively.  $R_H$  is nearly temperature-independent above 100 K, drops monotonically below 100 K, and begins to saturate below 20 K. The inset to Fig. 1 shows that  $R_H$  is essentially T-independent below 10 K for the three La-115 compounds. While the data displayed in Fig. 1 were measured in a 10 kOe field, measurements made in fields from 1 to 90 kOe show that  $R_H$  is field-independent ( $\rho_{xy} \propto H$ ) at 5, 10, 50, 100, and 300 K. The data in Fig. 1 are normalized by the absolute value of each compound's 300 K Hall coefficient to underscore the fact that  $R_H$  follows essentially the same temperature-dependence in all three La-115 compounds. The data above 20 K are well described by the expression

$$R_H^{(La)} = R_H^\infty + \frac{1}{a + bT}, \quad (1)$$

where  $R_H^\infty$ ,  $a$ , and  $b$  are fitting parameters. Eq. (1) was used to produce the fit to the

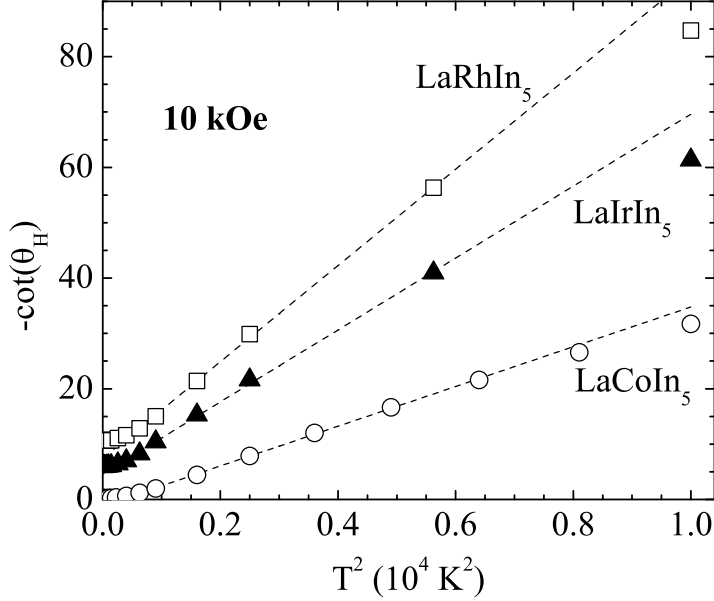


FIG. 2: The in-plane Hall angle  $\cot(\theta_H)$  plotted as a function of  $T^2$  for  $\text{LaRhIn}_5$ ,  $\text{LaIrIn}_5$ , and  $\text{LaCoIn}_5$ . The dashed lines are linear fits to the data. For clarity the Ir and Rh data have been vertically offset by 5 and 10, respectively.

normalized  $\text{LaCoIn}_5$  data that is shown in Fig. 1; the fitting parameters are  $a = 0.07$ ,  $b = -0.06 \text{ K}^{-1}$ , and  $R_H^\infty = -0.93$ . Surprisingly, the same expression (with  $R_H^\infty = 0$ ) describes the normal-state Hall response in both  $\text{YBa}_2\text{Cu}_3\text{O}_7$  and  $\text{MgB}_2$ .<sup>33,38,39</sup> The substantial T-dependence present below 100 K in the La-115 data is quite unusual since metals typically have a nearly constant Hall coefficient. A T-dependent Hall coefficient is usually a sign that the underlying electronic structure is composed of multiple electron and hole bands with differing mobility temperature dependencies. Band-structure calculations and dHvA measurements do find that the La-115 electronic structure is very complex,<sup>22,23,24,25,26</sup> so the La-115  $R_H$  temperature dependence appears to be a reflection of the 115 electronic structure.

We next consider the La-115 Hall angle ( $\theta_H$ ), which is plotted as  $-\cot(\theta_H)$  vs  $T^2$  in Fig. 2.  $\theta_H$  is defined as the angle between the applied current and the resulting electric field, and it is determined experimentally via  $\cot(\theta_H) = \rho_{xx}/\rho_{xy} = \rho_{xx}/R_H H$ . The data fall on a straight line from roughly 30 to 100 K for all samples, indicating that  $\cot(\theta_H)$  varies with

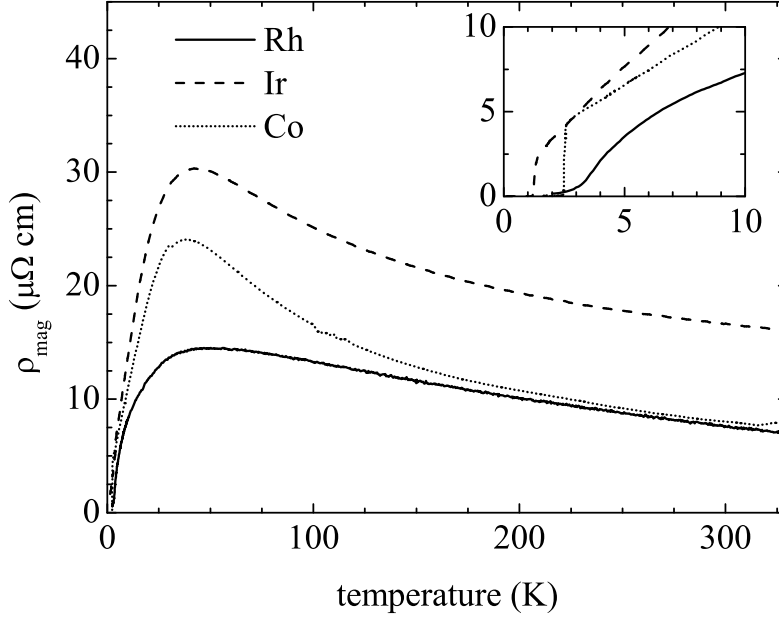


FIG. 3: Magnetic-scattering contributions to the in-plane resistivity plotted as a function of temperature for CeRhIn<sub>5</sub>, CeIrIn<sub>5</sub>, and CeCoIn<sub>5</sub>; data below 10 K are highlighted in the inset.

temperature as

$$\cot(\theta_H) = \alpha + \beta T^2. \quad (2)$$

This quadratic temperature dependence occurs over precisely the same temperature range where  $R_H$  is extremely temperature dependent. The  $T^2$  behavior results from the combination of a resistivity that varies linearly with  $T$  and a Hall coefficient that varies inversely with  $T$ . The Hall angle of both YBa<sub>2</sub>Cu<sub>3</sub>O<sub>7</sub> [33,38] and MgB<sub>2</sub> [39] follow the same anomalous temperature dependence. The La-115 compounds exhibit a conventional Hall angle temperature dependence ( $\cot(\theta_H) \sim T$ ) only above 100 K where  $R_H$  is nearly constant.

### B. Properties of CeTIn<sub>5</sub> (T = Co, Ir, and Rh)

Figure 3 shows the magnetic resistivity  $\rho_{mag}$  of CeRhIn<sub>5</sub>, CeIrIn<sub>5</sub>, and CeCoIn<sub>5</sub> plotted as a function of temperature from 1 to 325 K. The resistivity contribution from magnetic scattering is calculated by subtracting the electron-phonon contribution (the resistivity of the non-magnetic La analog) from the Ce-115 resistivity,  $\rho_{mag} = \rho_{Ce} - \rho_{La}$ .  $\rho_{mag}(T)$  exhibits a broad maximum located below 50 K in all three compounds; the coherence temperature  $T_{coh}$



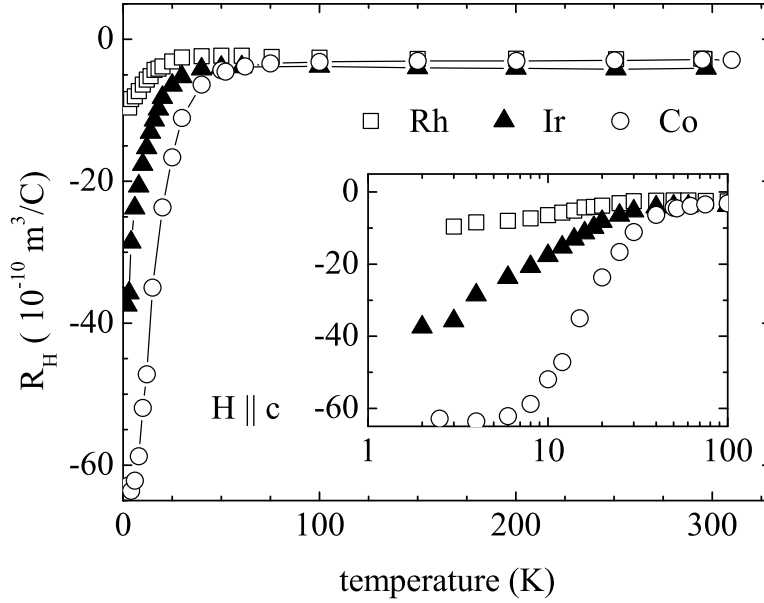


FIG. 4: Low-field ( $H \rightarrow 0$ ) in-plane ( $H \parallel c$ ) Hall coefficients plotted as a function of temperature for  $\text{CeRhIn}_5$  ( $\square$ ),  $\text{CeIrIn}_5$  ( $\blacktriangle$ ), and  $\text{CeCoIn}_5$  ( $\circ$ ). Low-temperature data are highlighted in the inset.

is defined by the temperature where the resistivity peaks. Although the resistivity maximum in the  $\text{CeRhIn}_5$  data is not as pronounced as those in the  $\text{CeIrIn}_5$  and  $\text{CeCoIn}_5$  data,  $\rho_{mag}$  varies roughly as  $-\ln(T)$  in each of the Ce-115 materials for  $T > T_{max}$ . The inset to Fig. 3 shows the low-temperature behavior of the magnetic resistivity. The superconducting transitions in  $\text{CeIrIn}_5$  and  $\text{CeCoIn}_5$  are clearly evident as abrupt drops in  $\rho_{mag}$  at their respective transport  $T_c$ 's, while the onset of magnetic order at  $T_N$  (3.8 K) in  $\text{CeRhIn}_5$  leads to a more subtle inflection-point anomaly. Just above their superconductivity transitions,  $\rho(T)$  for  $\text{CeIrIn}_5$  and  $\text{CeCoIn}_5$  varies with temperature as  $T^{1.3}$  and  $T^{1.0}$ , respectively.<sup>13,15</sup> These power-laws differ from that of a Fermi-liquid ( $\rho \sim T^2$ ), and are suggestive of non-Fermi-liquid behavior.

Figure 4 shows the low-field ( $H \rightarrow 0$ ) Hall coefficients of  $\text{CeRhIn}_5$ ,  $\text{CeIrIn}_5$ , and  $\text{CeCoIn}_5$  plotted as a function of temperature between 2 and 300 K; the low-temperature behavior is highlighted in the figure's inset.  $R_H(T)$  is electron-like at all temperatures, and the precipitous drop that occurs in the Hall response of all three materials below 50 K is certainly the most prominent feature in the data. The data displayed in the inset indicate that the

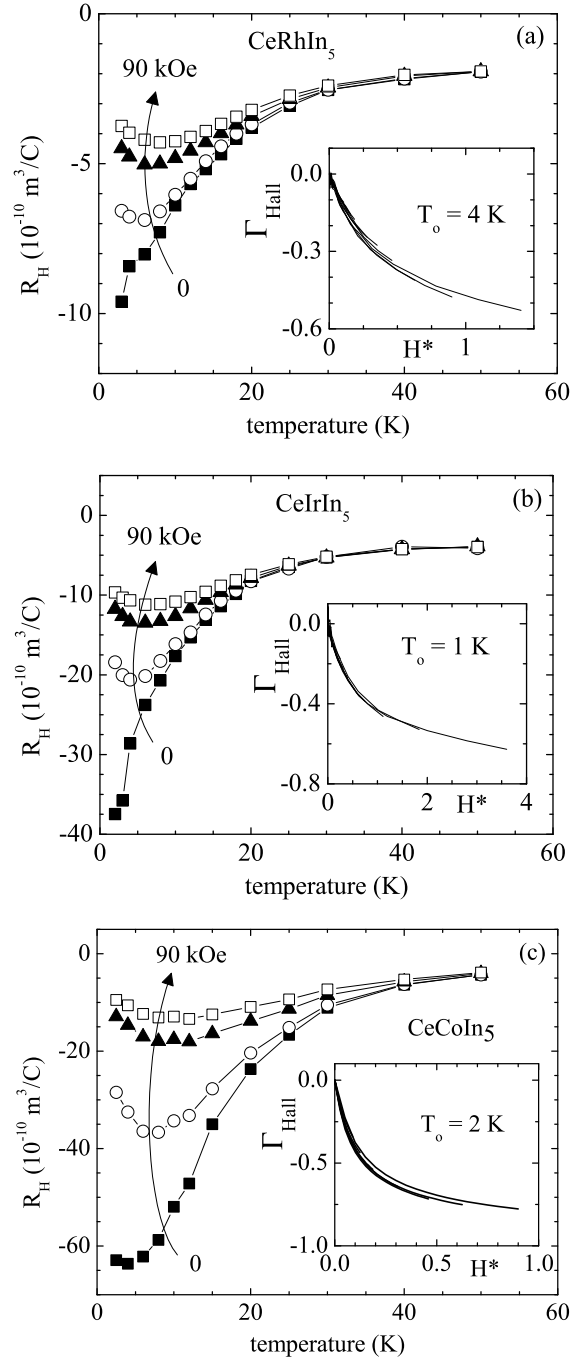


FIG. 5:  $R_H(T)$  measured in various applied fields plotted as a function of temperature for  $\text{CeRhIn}_5$  (a),  $\text{CeIrIn}_5$  (b), and  $\text{CeCoIn}_5$  (c). Data are shown at four fields:  $H \rightarrow 0$  ( $\blacksquare$ ), 10 kOe ( $\circ$ ), 50 kOe ( $\blacktriangle$ ), and 90 kOe ( $\square$ ). The insets show isotherms of the relative change in the field-dependent Hall coefficient  $\Gamma_{\text{Hall}}$  plotted as a function of the scaled field  $H^*$  with  $\beta = 2$  (see text); the data were measured at fixed temperatures between 4 and 30 K, and the  $T_o$  parameters used to determine  $H^*$  are listed in each inset.

Hall response saturates below 4 K, and that the drop in  $R_H(T)$  occurs at roughly the same temperature ( $\sim 40$  K) in the three compounds. While the three Ce-115 compounds all show signs of the same drop in  $R_H$  below 40 K, the feature is far more prominent for CeCoIn<sub>5</sub> and CeIrIn<sub>5</sub> than for CeRhIn<sub>5</sub>. The Hall voltage in CeCoIn<sub>5</sub> drops to zero below 2.3 K for fields less than  $H_{c2}$  due to the onset of superconductivity (this data is omitted for clarity in Fig. 4). With regard to the AFM transition in CeRhIn<sub>5</sub>, no discernable anomaly is present in  $R_H$  at or below  $T_N$ . At higher temperatures  $R_H$  is weakly temperature dependent in all three Ce-115 compounds. The Hall coefficients of CeRhIn<sub>5</sub> and CeIrIn<sub>5</sub> have a positive slope above 50 K; between 50 K and 300 K  $|R_H|$  grows by 25% for CeRhIn<sub>5</sub>, and 9% for CeIrIn<sub>5</sub>. The CeCoIn<sub>5</sub> Hall coefficient shows no such positive slope above 100 K; instead, the CeCoIn<sub>5</sub> Hall response drops by roughly 10% between 100 K and 300 K. The 300 K Hall coefficient is nearly the same in the three Ce-115 compounds, and the room temperature value ( $-3.5 \times 10^{-10} \text{ m}^3/\text{C}$ ) corresponds to an *effective* carrier concentration of 2.9  $e^-$  per formula unit.

Figure 5 displays the Ce-115 Hall coefficients for temperatures below 60 K when measured in four different fields ( $H \rightarrow 0, 10, 50$ , and 90 kOe). Increasing field strength qualitatively influences the Hall response in the three Ce-115 compounds in the same manner. The data indicate that the Hall response is extremely field-dependent in the temperature region where it is also very temperature-dependent. The most important feature of the data is that the large negative drop present below 40 K in the zero-field Ce-115 data is progressively diminished as the applied field is increased. While a field of 90 kOe does not eliminate the drop in  $R_H$  that occurs below 40 K, the magnitude of the effect is diminished to the point where the Hall response in the Ce-115 compounds is comparable to that seen in the La-115 non-magnetic analogs. Increasing the field above roughly 5 kOe also produces a shallow minimum in  $R_H$  that is centered between 5 and 10 K. Below 15 K the  $R_H$  field dependence decreases monotonically with increasing field: changing the field from the zero-field limit to 10 kOe reduces  $R_H$  by roughly 50%, while the Hall response in 50 and 90 kOe differ by less than 10% relative to  $R_H(H \rightarrow 0)$ . The extreme field-dependence exhibited by the Ce-115 compounds is in stark contrast to the field-independent Hall response exhibited by the La-115 compounds in the same temperature range. Measurements on CeRhIn<sub>5</sub>, CeIrIn<sub>5</sub>, and CeCoIn<sub>5</sub> at 50, 100, and 300 K in fields between 1 and 90 kOe indicate that the Hall response becomes field-independent at these elevated temperatures.

The field-dependent Hall data shown in Fig. 5 satisfy a scaling relationship that is similar to one used in analyzing single-impurity magnetoresistance data.<sup>37,40,41,42,43,44,45</sup> Following the standard definition of the relative magnetoresistance,  $\Delta\rho(H)/\rho(H=0)$ , we define the relative change in the Hall coefficient as

$$\Gamma_{Hall}(H) = \frac{R_H(H) - R_H(H \rightarrow 0)}{R_H(H \rightarrow 0)}. \quad (3)$$

Isotherms of the field-dependent Hall response can be superimposed by plotting  $\Gamma_{Hall}$  as a function of the transformed field parameter  $H^*$  defined by

$$H^* = \frac{H}{(T + T_o)^\beta}. \quad (4)$$

The insets in Fig. 5 show  $\Gamma_{Hall}$  plotted vs  $H^*$  for CeRhIn<sub>5</sub> (a), CeIrIn<sub>5</sub> (b), and CeCoIn<sub>5</sub> (c). In constructing these plots the scaling parameter  $\beta$  was set to 2, and the values used for the thermal scaling parameter  $T_o$  are listed in the insets. Each inset contains ten superimposed isotherms that were measured at temperatures ranging from 4 to 25 K (8 to 30 K for CeCoIn<sub>5</sub>), and each isotherm is composed of Hall data that was measured in fields ranging from 1 to 90 kOe. Scaling works best for  $\beta = 2 \pm 0.1$ , and the  $T_o$  values can be varied by  $\pm 0.3$  K without adversely effecting the analysis; attempts to use the spin-1/2 MR exponent ( $\beta = 1$ )<sup>40</sup> were unsuccessful regardless of the value used for  $T_o$ . Qualitatively,  $\Gamma_{Hall}$  varies with  $H^*$  in roughly the same manner for all three Ce-115 compounds. Quantitatively, the CeCoIn<sub>5</sub> data are a stronger function of  $H^*$  than are the CeRhIn<sub>5</sub> and CeIrIn<sub>5</sub> data.

We turn now to the Ce-115 Hall angle, which is plotted as  $-\cot(\theta_H)$  vs  $T^2$  in Fig. 6. The data fall on straight lines for temperatures less than 30 K, indicating that  $\cot(\theta_H)$  varies with temperature in a manner consistent with Eq. (2). While 10 kOe Hall data were used in constructing Fig. 6, essentially the same temperature dependence results if data at other fields are used; all that changes is the overall magnitude of  $\cot(\theta_H)$ . The temperature range over which the data follow a quadratic temperature dependence are as follows: 8 to 20 K for CeRhIn<sub>5</sub>, 4 to 30 K for CeIrIn<sub>5</sub>, and 3 to 25 K for CeCoIn<sub>5</sub>.  $\cot(\theta_H)$  is nearly constant at higher temperatures because  $R_H$  and  $\rho_{xx}$  both become weakly T-dependent above 50 K. As with the La-115 compounds, the Ce-115 data vary quadratically with temperature in the same temperature range where  $R_H$  exhibits considerably temperature dependence. The one important difference between the Ce and La Hall angle data concerns the temperature range over which  $\cot(\theta_H)$  varies quadratically with temperature. For the La-115 compounds

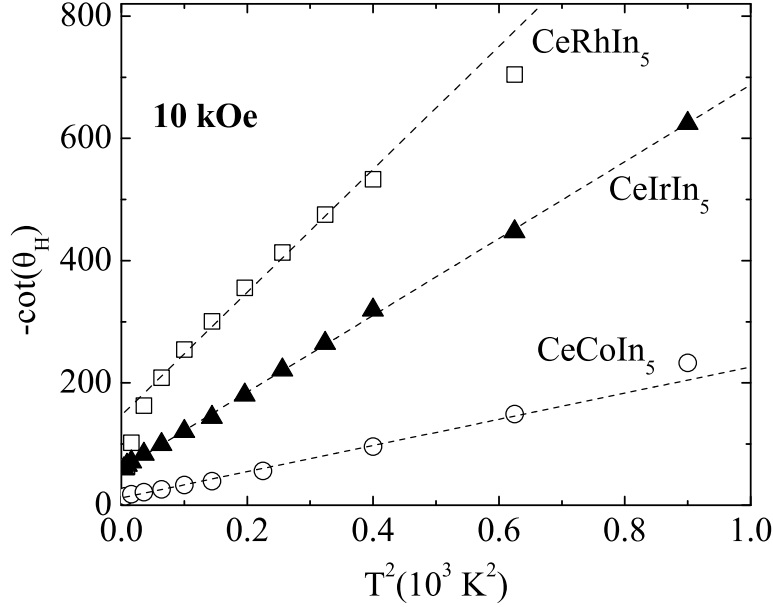


FIG. 6: In-plane Hall angle  $\cot(\theta_H)$  plotted as a function of  $T^2$  for CeRhIn<sub>5</sub>, CeIrIn<sub>5</sub>, and CeCoIn<sub>5</sub>. The dashed lines are linear fits to the data. The CeIrIn<sub>5</sub> data has been vertically offset by 50 for clarity.

quadratic behavior is evident from 30 to 100 K, while the Ce-115 compounds show this behavior over a more limited temperature range.

#### IV. DISCUSSION

The Ce-115 Hall response is very different from what is observed in most Ce Kondo-lattice systems. The canonical Ce heavy-fermion Hall effect is dominated by a positive skew-scattering contribution that dwarfs the conventional charge-carrier contribution.<sup>29</sup> In contrast, the Hall effect in the Ce-115 compounds appears to be governed by the conventional charge-carrier contribution. After disentangling the relative contributions from these two mechanisms it will become clear that Kondo interactions and  $f$ -electron effects play an important part in determining the temperature and field dependence exhibited by the Hall effect in the 115 compounds.

The Hall response in heavy-fermion compounds is produced by a contribution from skew-

scattering  $R_H^{skew}$  and the ordinary Hall effect  $R_H^o$ ,

$$R_H = R_H^{skew} + R_H^o. \quad (5)$$

The skew scattering term stems from interactions between the large Ce spin state and the applied field that produce a left-right asymmetry in charge-carrier scattering. As first expressed by Fert and Levy,<sup>29</sup> the skew-scattering terms takes the form

$$R_H^{skew} = \xi \rho_{mag} \tilde{\chi}, \quad (6)$$

where  $\tilde{\chi} = \chi/C$  is the reduced magnetic susceptibility and  $C$  is the Curie constant. For  $T \gg T_K$  the parameter  $\xi$  becomes

$$\xi = -\frac{5}{7}g \frac{\mu_B}{k_B} \sin \delta \cos \delta, \quad (7)$$

where  $\delta$  is phase-shift produced by incoherent Kondo scattering,  $g$  is the magnetic ion's Landé g-factor,  $\mu_B$  is the Bohr magneton, and  $k_B$  is Boltzmann's constant. As the system is cooled below  $T_{coh}$  incoherent Kondo scattering dies off; calculations based on the periodic Anderson Hamiltonian suggest that  $R_H \sim \rho_{mag}^2$  in the coherent regime.<sup>30</sup> These theoretical results indicate that, starting from  $T = 0$ ,  $R_H^{skew}$  should increase rapidly from zero, achieve a broad maximum at the temperature where  $\rho_{mag}$  peaks, and gradually decrease at higher temperatures. The Hall effect in many Ce, U, and Yb heavy-electron systems behave in this manner.<sup>28,29,31,46,47,48,49</sup> These compounds exhibit a positive skew-scattering Hall response because the repulsive single-impurity scattering potential leads to a negative phase shift.

Careful analysis of the Hall data indicates that skew-scattering is a minor contributor to the overall Hall response in the Ce-115 compounds. This is particularly true below 50 K where the large negative drop in the Hall coefficient is inconsistent with skew-scattering. The most obvious inconsistency is that the low-T anomaly occurs below the coherence temperature where any skew scattering contribution should be dropping to zero. Additionally, the sign of the Hall feature is inconsistent with skew scattering,  $R_H$  does not peak at  $T_{coh}$ , and the sharp drop in the Hall response cannot be fit to  $\rho_{mag}\tilde{\chi}$ . Skew scattering only becomes a significant contributor to the Hall effect above 50 K. This is shown in Fig. 7 where  $R_H(T)$  is plotted vs  $\rho_{mag}\tilde{\chi}$  for temperatures from 40 to 300K. The CeRhIn<sub>5</sub> and CeIrIn<sub>5</sub> Hall data vary linearly with  $\rho_{mag}\tilde{\chi}$ , as predicted by Eq. (6). The parameters determined from the figure are  $\xi = 0.016$  K/T and  $R_H^o = -2.9 \times 10^{-10}$  m<sup>3</sup>/C for CeRhIn<sub>5</sub>, and  $\xi = 0.010$

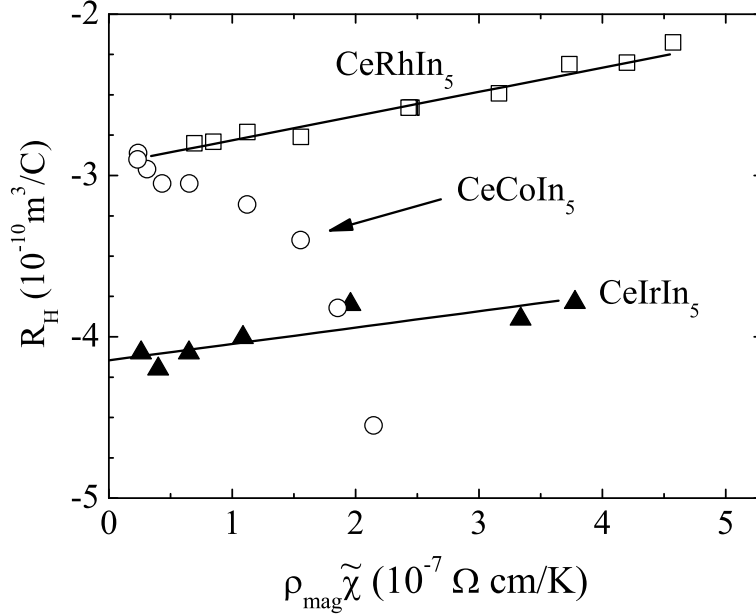


FIG. 7:  $R_H$  plotted versus  $\rho_{mag}\tilde{\chi}$  for  $\text{CeRhIn}_5$ ,  $\text{CeIrIn}_5$ , and  $\text{CeCoIn}_5$ . Temperature is an implicit parameter in this figure; 300 K data appear on the left side of the plot and 40 K data appear to the right. The solid lines are linear fits to the Rh and Ir data.

K/T and  $R_H^o = -4.1 \times 10^{-10} \text{ m}^3/\text{C}$  for  $\text{CeIrIn}_5$ . The resulting phase-shifts ( $\delta_{Rh} = -0.042$  radians and  $\delta_{Ir} = -0.025$  radians) are consistent with those reported for other Ce heavy-fermion systems.<sup>28,29,49</sup> For  $\text{CeCoIn}_5$   $R_H$  does not scale with  $\rho_{mag}\tilde{\chi}$ . This suggests that any skew-scattering contribution present in the Co material is overwhelmed by the conventional Hall term. The skew-scattering contribution evident in the Ce-115 Hall data is small, in part, because  $\rho_{mag}$  is five to ten smaller than in other heavy-fermion systems.

Similarities in the Hall response of the Ce and La 115 compounds below 100 K imply that the second term in Eq. (5) is responsible for the anomalous drop present in the Ce-115 data. dHvA measurements<sup>26</sup> indicate that the La and Ce compounds share essentially the same electronic structure, so the conventional Ce-115 Hall term should mimic that of the La-115 materials. Band-structure calculations and dHvA measurements indicate that the 115's are compensated materials ( $n_e = n_h$ ) with multiple electron and hole Fermi surfaces that form complex 2D and 3D structures.<sup>23,24,26</sup> The Hall effect of a multiband system is determined by the weighted sum of the contributions from each band. Qualitatively, a

temperature-dependent Hall coefficient can occur when multiple electron and hole band cross the Fermi energy and the bands have mobilities with different temperature dependencies.<sup>50</sup> The situation for the 115's is even more complicated since the electron and hole conduction bands give rise to highly anisotropic Fermi surfaces, and, presumably, anisotropic relaxation times. This description also applies to the electronic structures of  $\text{MgB}_2$  and  $\text{YBa}_2\text{Cu}_3\text{O}_7$ , both of which also have a Hall coefficient described by Eq. (1).<sup>33,39</sup> While the presence of a complex FS qualitatively accounts for the temperature-dependent La-115 Hall coefficient, it does not address the question of why  $R_H$  becomes increasingly negative below 100 K. The electron-like Hall response may occur because the electron extremal orbits seen in  $\text{LaRhIn}_5$  dHvA spectra tend to have lighter masses, and hence larger mobilities, than the extremal hole orbits.<sup>26</sup>

Despite their similarities, there are also significant difference in the Ce-115 and La-115 Hall response. The most obvious difference is that the Hall anomalies are much larger in the Ce-115 compounds. The Hall response of  $\text{CeCoIn}_5$  changes by a factor of 20 between 100 and 4 K; the Hall coefficients of  $\text{CeRhIn}_5$  and  $\text{CeIrIn}_5$  change by a factor of 4 and 10, respectively, over the same temperature range. In comparison, the Hall response at 100 K and 4 K differ by only a factor of two in the La-115 compounds. These differences presumably stem from the influence of the  $f$ -electrons that are present in the Ce compounds. If we assume that the Ce-115 Hall response  $R_H^{(Ce)}$  is the sum of a skew-scattering term and a term proportional to the La-115 coefficient,  $R_H^{(Ce)}$  can be expressed as

$$R_H^{(Ce)}(H, T) = R_H^{skew}(T) + \alpha_f(H, T)R_H^{(La)}(T), \quad (8)$$

where  $\alpha_f$  is defined as the  $f$ -electron Hall weighting function. Figure 8 shows  $\alpha_f(H \rightarrow 0)$  (symbols) plotted vs temperature for the three Ce-115 compounds; the solid line in the figure shows  $\alpha_f(90 \text{ kOe})$  for  $\text{CeCoIn}_5$ .  $\alpha_f$  was determined from Eq. (8) by combining Ce and La Hall data with the skew scattering contribution determined from the analysis associated with Fig. 7 (we assume  $R_H^{skew} = 0$  for  $\text{CeCoIn}_5$ ).  $\alpha_f$  is unity from roughly 50 to 300 K, indicating that the conventional Hall contribution in the Ce compounds matches what is measured for the La-115's. Below 50 K  $\alpha_f$  monotonically increases with decreasing temperature, and saturates below 3 K; the rise in  $\alpha_f$  begins at 45 K for  $\text{CeCoIn}_5$  and 25 K for both  $\text{CeRhIn}_5$  and  $\text{CeIrIn}_5$ . These onset temperatures indicate that the  $f$ -electron contribution to the Hall effect begins to grow at roughly the same temperature where the resistivity peaks. As such,



the growth in  $\alpha_f$  evident below 50 K appears to be correlated with the commencement of Kondo coherence.

The extremal orbit masses observed in dHvA spectra can provide a simple explanation for the connection between the Ce-115 Hall response and Kondo interactions below 50 K. Those measurements<sup>51</sup> on CeCoIn<sub>5</sub> detect a heavy hole orbit with a mass ( $87m_o$ ) that is consistent with the large electronic specific-heat coefficient observed experimentally.<sup>14</sup> In comparison, the CeCoIn<sub>5</sub> electron orbits are significantly lighter ( $\sim 15m_o$ ). This extreme electron-hole mass asymmetry would lead to a mobility asymmetry, and, ultimately, an even larger negative Hall anomaly than is seen in LaCoIn<sub>5</sub>. Although the differences are not as extreme, CeIrIn<sub>5</sub> and CeRhIn<sub>5</sub> also exhibit asymmetries in their respective hole and electron masses.<sup>23,24,26</sup> Of the three Ce-115 compounds, CeRhIn<sub>5</sub> has the smallest electron-hole mass asymmetry, and the least amount of 4f character in its Fermi surface;<sup>22,26</sup> these FS features are consistent with the fact that CeRhIn<sub>5</sub> also has the smallest low-T Hall anomaly in the Ce-115 series. The enhanced low-T Ce-115 carrier masses are a direct result of the Kondo interactions that produce the large electronic contribution to  $C_p(T)$ . The Kondo resonance gradually develops with decreasing temperature, so that the carrier masses will not be heavy for  $T \gg T_K$ . The temperature-dependence shown by the  $f$ -electron Hall weighting function is then simply a reflection of the carrier mass enhancement that gradually develops as the system is cooled below  $T_{coh}$ .

The substantial field dependence present in the Ce-115 Hall response offers confirming evidence that field-dependent many-body interactions are responsible for the sizable difference between the Ce and La low-T Hall anomalies. An applied magnetic field has a deleterious effect on the heavy-fermion state because it tends to broaden the Kondo resonance and shift it below the Fermi energy.<sup>52,53,54</sup> The  $f$ -electron contribution to the FS in-turn drops, and the Sommerfeld coefficient and the large zero-field effective mass are reduced.<sup>52,55</sup> The solid line in Fig. 8 shows that the  $f$ -electron contribution to the CeCoIn<sub>5</sub> Hall effect is substantially reduced in 90 kOe; the same is true for CeRhIn<sub>5</sub> and CeIrIn<sub>5</sub>. These results are consistent with the large field-induced reduction of the CeCoIn<sub>5</sub> carrier mass observed in dHvA measurements.<sup>51</sup> The analysis used in Sec. IIIB to parameterize  $R_H(H,T)$  data also shows a link between the Ce-115 Hall response and Kondo interactions. The H-T scaling analysis used on the Ce-115 Hall data is similar to the parametrization that can be applied to single-impurity MR data.<sup>40</sup> The MR of a spin-1/2 Kondo system typically follows the

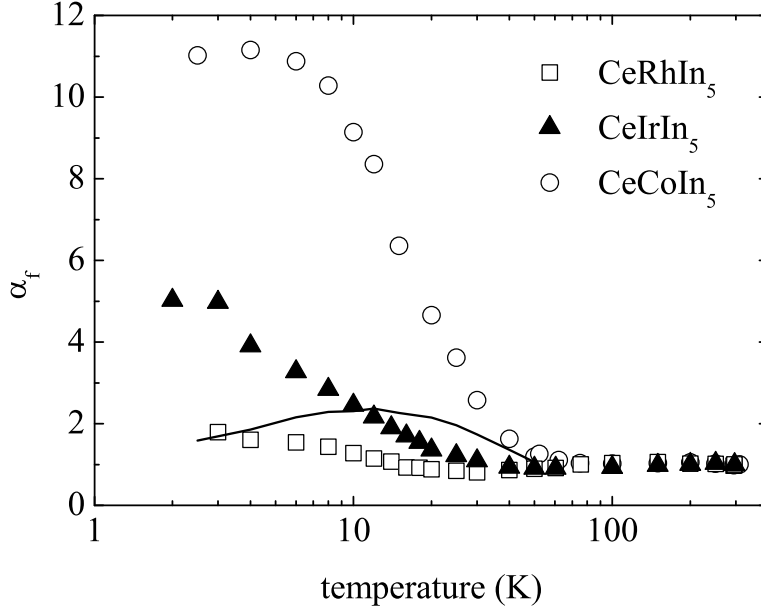


FIG. 8: The low-field  $f$ -electron Hall weighting function  $\alpha_f$  plotted as a function of temperature for CeRhIn<sub>5</sub>, CeIrIn<sub>5</sub>, and CeCoIn<sub>5</sub>. The solid line shows  $\alpha_f$  in a field of 90 kOe for CeCoIn<sub>5</sub>.

H-T scaling expressed by Eq. (4) with  $\beta = 1$ , and  $T_o = T_K$ . The Ce-115  $T_o$  values listed in Fig. 8 are roughly consistent with the Kondo temperatures estimated from low-T Sommerfeld coefficients.<sup>9,13,14</sup> Hence, the  $R_H^{(Ce)}(H, T)$  data and  $\alpha_f(H, T)$  values are consistent with a field-induced suppression in the  $f$ -electron character of the Ce-115 Fermi-surface states; further, H-T Hall data scaling is consistent with Kondo energy scales of a few degrees Kelvin.

Our analysis bears some resemblance to the two-fluid Kondo lattice model proposed by Nakatsuji, *et al.*<sup>56</sup> This model divides a Kondo lattice system into a Kondo-gas component (analogous to a Kondo-impurity phase) and a Kondo-liquid component (analogous to a coherent heavy-Fermion phase), with the temperature-dependent evolution of Kondo-lattice properties controlled by the mixing parameter  $f(T)$ . The gas phase, characterized by a single-ion Kondo scale  $T_K$ , dominates the system's properties at high temperatures. The liquid phase, characterized by the intersite coupling energy scale  $T^*$ , begins to influence the system's physical properties at temperatures less than  $T^*$ . A two-fluid analysis<sup>56,57</sup> of  $\chi(T)$  and  $C_p(T)$  data finds that the energy scales in CeCoIn<sub>5</sub> are  $T_K = 1.7$  K and  $T^* = 45$  K. The model's crossover from local-moment behavior at high temperatures to itinerant

heavy-fermion behavior at low temperatures, and the energy scales derived for CeCoIn<sub>5</sub>, accurately describe the Ce-115  $R_H(T)$  data. It is particularly noteworthy that the increasing importance of the heavy Kondo-liquid phase below  $T^*$  in the two-fluid model provides a simple explanation for the rise in  $\alpha_f(T)$  that occurs in the Ce-115 Hall data below 50 K.

Lastly, we consider the significance of the  $\cot(\theta_H) \sim T^2$  behavior present in the 115 Hall data. The same T-dependence is present in high- $T_c$  cuprate data<sup>33,38</sup> and some have suggested that this is linked<sup>34</sup> to a QCP. The NFL behavior evident in the physical properties of CeCoIn<sub>5</sub> (and possibly CeIrIn<sub>5</sub>) below  $\sim 5$  K might also be related to a QCP. As such, it is tempting to ascribe the novel  $\cot(\theta_H)$  temperature dependence in these two Ce-115 materials to critical spin fluctuations associated with a nearby QCP. This interpretation appears untenable since the Hall angle data of CeRhIn<sub>5</sub> and the three La-115 compounds – all of which show no QCP-related phenomena – also exhibit the  $\cot(\theta_H) \sim T^2$  behavior. A more credible conclusion is that the quadratic Hall-angle temperature-dependence results from the peculiar “conventional” Hall response intrinsic to the 115 electronic structure.

## V. CONCLUSIONS

The Hall response of the Ce-115 compounds differs markedly from that of most Kondo systems.  $R_H^{(Ce)}$  is dominated by the conventional Hall effect rather than that due to skew-scattering. This comes about because of the complex electronic structure intrinsic to the 115 system. The field and temperature-dependent variation of the Ce-115 Hall coefficients below 50 K are consistent with the same Kondo interactions that also influence other transport and thermodynamic properties. These results indicate that conventional transport mechanisms cannot always be ignored in interpreting the physical properties of  $f$ -electron systems.

## Acknowledgments

We thank E. D. Bauer, J. M. Lawrence, and Z. Fisk for encouragement and useful discussions. We also thank N. O. Moreno for assistance with PPMS Hall measurements. Work

at Los Alamos was performed under the auspices of the US Department of Energy.

---

- \* Present address: Instituto de Física “Gleb Wataghin,” UNICAMP, 13083-970 Campinas, Brazil.
- <sup>1</sup> See, for example, Z. Fisk, D. W. Hess, C. J. Pethick, D. Pines, J. L. Smith, J. D. Thompson, and J. O. Willis, *Science* **239**, 33 (1988); H. R. Ott and Z. Fisk, *Handbook on the Physics and Chemistry of Actinides*, Vol. 5, edited by A. J. Freeman and G. H. Landers (North Holland, Amsterdam, 1987) p. 85 ; N. Grewe and F. Steglich, *Handbook on the Chemistry and Physics of Rare earths*, Vol. 14, edited by K. A. Gschneidner and L. Eyring (North Holland, Amsterdam, 1991) p. 343; Z. Fisk, J. L. Sarrao, J. L. Smith, and J. D. Thompson, *Proc. Natl. Acad. Sci. U.S.A.* **92**, 6663 (1995).
- <sup>2</sup> J. D. Thompson, R. Movshovich, Z. Fisk, F. Bouguet, N. J. Curro, R. A. Fisher, P. C. Hammel, H. Hegger, M. F. Hundley, M. Jaime, et al., *J. Mag. Mag. Mat.* **226**, 5 (2001).
- <sup>3</sup> J. D. Thompson, M. Nicklas, A. Bianchi, R. Movshovich, A. Llobet, W. Bao, A. Malinowski, M. F. Hundley, N. O. Moreno, P. G. Pagliuso, et al., *Physica B* **329-333**, 446 (2003).
- <sup>4</sup> S. Doniach, in *Valence Instabilities and Related Narrow Band Phenomena*, edited by R. D. Parks (Plenum, New York, 1977), p. 169.
- <sup>5</sup> J. M. Lawrence, P. S. Riseborough, and R. D. Parks, *REP. Prog. Phys.* **44**, 3 (1981).
- <sup>6</sup> I. R. Walker, F. M. Grosche, D. M. Freye, and G. G. Lonzarich, *Physica C* **282-287**, 303 (1997).
- <sup>7</sup> N. D. Mathur, F. M. Grosche, S. R. Julian, I. R. Walker, D. M. Freye, R. K. W. Haselwimmer, and G. G. Lonzarich, *Nature* **394**, 39 (1998).
- <sup>8</sup> M. J. Steiner, I. R. Walker, F. M. Grosche, R. K. W. Haselwimmer, and G. G. Lonzarich, *J. Mag. Mag. Mat.* **226-230**, 333 (2001).
- <sup>9</sup> H. Hegger, C. Petrovic, E. G. Moshopoulou, M. F. Hundley, J. L. Sarrao, Z. Fisk, and J. D. Thompson, *Phys. Rev. Lett.* **84**, 4986 (2000).
- <sup>10</sup> R. Movshovich, M. Jaime, J. D. Thompson, C. Petrovic, Z. Fisk, P. G. Pagliuso, and J. L. Sarrao, *Phys. Rev. Lett.* **86**, 5152 (2001).
- <sup>11</sup> K. Izawa, H. Yamaguchi, Y. Matsuda, H. Shishido, R. Settai, and Y. Onuki, *Phys. Rev. Lett.* **87**, 057002 (2001).
- <sup>12</sup> Y. Kohori, Y. Yamato, Y. Iwamoto, T. Kohara, E. D. Bauer, M. B. Maple, and J. L. Sarrao, *Phys. Rev. B* **64**, 134526 (2001).

- <sup>13</sup> C. Petrovic, R. Movshovich, M. Jaime, P. G. Pagliuso, M. F. Hundley, J. L. Sarrao, Z. Fisk, and J. D. Thompson, *Europhys. Lett.* **53**, 354 (2001).
- <sup>14</sup> C. Petrovic, P. G. Pagliuso, M. F. Hundley, R. Movshovich, J. L. Sarrao, J. D. Thompson, Z. Fisk, and P. Monthoux, *J. Phys. Condens. Matter* **13**, L337 (2001).
- <sup>15</sup> V. A. Sidorov, M. Nicklas, P. G. Pagliuso, J. L. Sarrao, Y. Bang, A. V. Balatsky, and J. D. Thompson, *Phys. Rev. Lett.* **89**, 157004 (2002).
- <sup>16</sup> N. Oeschler, P. Gegenwart, M. Lang, R. Movshovich, J. L. Sarrao, J. D. Thompson, and F. Steglich, *Phys. Rev. Lett.* **91**, 076402 (2003).
- <sup>17</sup> N. O. Moreno, M. F. Hundley, P. G. Pagliuso, M. Movshovich, M. Nicklas, J. D. Thompson, J. L. Sarrao, and Z. Fisk, *Physica B* **312-313**, 274 (2002).
- <sup>18</sup> A. L. Cornelius, P. G. Pagliuso, M. F. Hundley, and J. L. Sarrao, *Phys. Rev. B* **64**, 144411 (2001).
- <sup>19</sup> M. Nicklas, V. A. Sidorov, H. A. Borges, P. G. Pagliuso, C. Petrovic, Z. Fisk, J. L. Sarrao, and J. D. Thompson, *Phys. Rev. B* **67**, 020506(R) (2003).
- <sup>20</sup> G. Chen, S. Ohara, M. Hedo, Y. Uwatoko, K. Saito, M. Sorai, and I. Sakamoto, *J. Phys. Soc. Jpn.* **71**, 2836 (2002).
- <sup>21</sup> G. Chen, S. Ohara, M. Hedo, Y. Uwatoko, and I. Sakamoto, *J. Phys. Condens. Matter* **15**, S2175 (2003).
- <sup>22</sup> A. L. Cornelius, A. J. Arko, J. L. Sarrao, M. F. Hundley, and Z. Fisk, *Phys. Rev. B* **62**, 14181 (2000).
- <sup>23</sup> Y. Haga, Y. Inada, H. Harima, K. Oikawa, M. Murakawa, H. Nakawaki, Y. R. D. Aoki, H. Shishido, S. Ikeda, N. Watanabe, et al., *Phys. Rev. B* **63**, 060503(R) (2001).
- <sup>24</sup> D. Hall, E. C. Palm, T. P. Murphy, S. W. Tozer, C. Petrovic, E. Miller-Ricci, L. Peabody, C. Q. H. Li, U. Alver, R. G. Goodrich, et al., *Phys. Rev. B* **64**, 064506 (2001).
- <sup>25</sup> D. Hall, E. C. Palm, T. P. Murphy, S. W. Tozer, Z. Fisk, U. Alver, R. G. Goodrich, J. L. Sarrao, P. G. Pagliuso, and T. Ebihara, *Phys. Rev. B* **64**, 212508 (2001).
- <sup>26</sup> H. Shishido, R. Settai, D. Aoki, S. Ikeda, H. Nakawaki, N. Nakamura, T. Iizuka, Y. Inada, K. Sugiyama, T. Takeuchi, et al., *J. Phys. Soc. Japan* **71**, 162 (2002).
- <sup>27</sup> P. Coleman, P. W. Anderson, and T. V. Ramakrishnan, *Phys. Rev. Lett.* **55**, 414 (1985).
- <sup>28</sup> M. Hadzic-Leroux, A. Hamzic, P. H. A. Fert, F. Lapierre, and O. Laborde, *Europhys. Lett.* **1**, 11 (1986).

- <sup>29</sup> A. Fert and P. M. Levy, Phys. Rev. B **36**, 1907 (1987).
- <sup>30</sup> H. Kohno and K. Yamada, J. Mag. Mag. Mat. **90&91**, 431 (1990); K. Yamada, H. Kontani, H. Kohno, and S. Inagaki, Prog. Theo. Phys. **89**, 1155 (1993); H. Kohno, K. Yamada, and S. Inagaki, Physica B **186-188**, 910 (1993); H. Kontani and K. Yamada, Jap. J. Phys. Soc. Jap. **63**, 2627 (1994).
- <sup>31</sup> K. Winzer, Z. Phys. B Cond. Mat. **64**, 159 (1986).
- <sup>32</sup> M. Huth, J. Hessert, M. Jourdan, A. Kaldowski, and H. Adrian, Phys. Rev. B **50**, 1309 (1994).
- <sup>33</sup> T. R. Chien, Z. Z. Wang, and N. P. Ong, Phys. Rev. Lett. **67**, 2088 (1991).
- <sup>34</sup> H. Kontani, K. Kanki, and K. Ueda, Phys. Rev. B **59**, 14723 (1999).
- <sup>35</sup> Y. Nakajima, K. Izawa, Y. Matsuda, S. Uji, T. Terashima, H. Shishido, R. Settai, Y. Onuki, and H. Kontani, unpublished.
- <sup>36</sup> H. H. Wieder, *Laboratory Notes on Electrical and Galvanomagnetic Measurements* (Elsevier, Amsterdam, 1979).
- <sup>37</sup> A. D. Christianson, A. H. Lacerda, M. F. Hundley, P. G. Pagliuso, and J. L. Sarrao, Phys. Rev. B **66**, 054410 (2002).
- <sup>38</sup> D. M. Ginsberg, W. C. Lee, and S. E. Stupp, Phys. Rev. B **47**, 12167 (1993).
- <sup>39</sup> R. Jin, M. Paranthaman, H. Y. Zhai, H. M. Christen, D. K. Christen, and D. Mandrus, Phys. Rev. B **64**, 220506(R) (2001).
- <sup>40</sup> P. Schlottmann, Phys. Rep. **181**, 1 (1989).
- <sup>41</sup> B. Andraka and G. R. Stewart, Phys. Rev. B **49**, 12359 (1994).
- <sup>42</sup> B. Andraka, Phys. Rev. B **52**, 16031 (1995).
- <sup>43</sup> R. Pietri, B. Andraka, D. Kaczorowski, A. Leithe-Jasper, and P. Rogl, Phys. Rev. B **61**, 12169 (2001).
- <sup>44</sup> R. Yamauchi and K. Fukamichi, J. Phys. Condens. Matter **12**, 2461 (2000).
- <sup>45</sup> D. Kaczorowski, B. Andraka, R. Pietri, T. Cichorek, and V. I. Zaremba, Phys. Rev. B **61**, 15255 (2000).
- <sup>46</sup> E. Cattaneo, J. Mag. Mag. Mat. **47&48**, 529 (1985).
- <sup>47</sup> T. Penney, J. Stankiewicz, S. von Molnar, Z. Fisk, J. L. Smith, and H. R. Ott, J. Mag. Mag. Mat. **54&57**, 370 (1986).
- <sup>48</sup> T. Hiraoka, T. Takabatake, S. Miyata, and H. Fujii, J. Mag. Mag. Mat. **115**, 168 (1992).
- <sup>49</sup> M. F. Hundley, J. D. Thompson, P. C. Canfield, and Z. Fisk, Phys. Rev. B **56**, 8098 (1997).

- <sup>50</sup> C. M. Hurd, *The Hall effect in metals and alloys* (Plenum Press, New York, 1972).
- <sup>51</sup> R. Settai, H. Shishido, S. Ikeda, Y. Murakawa, M. Nakashima, D. Aoki, Y. Haga, H. Harima, and Y. Onuki, J. Phys. Condens. Matter **13**, L627 (2001).
- <sup>52</sup> K. Satoh, T. Fujita, Y. Maeno, Y. Onuki, T. Komatsubara, and T. Ohtsuka, Solid State Commun. **56**, 327 (1985).
- <sup>53</sup> A. Lorek, N. Grewe, and F. B. Anders, Solid State Comm. **78**, 167 (1991).
- <sup>54</sup> D. M. Edwards and A. C. M. Green, Z. Phys. B **103**, 243 (1997).
- <sup>55</sup> B. Andraka, J. S. Kim, G. R. Stewart, and Z. Fisk, Phys. Rev. B **44**, 4371 (1991).
- <sup>56</sup> S. Nakatsuji, D. Pines, and Z. Fisk, Phys. Rev. Lett. **92**, 016401 (2004).
- <sup>57</sup> S. Nakatsuji, S. Yeo, L. Balicas, Z. Fisk, P. Schlottmann, P. G. Pagliuso, N. O. Moreno, J. L. Sarrao, and J. D. Thompson, Phys. Rev. Lett. **89**, 106402 (2002).