

Probing the eigenfunction fractality with a stop watch

J. A. Méndez-Bermúdez and Tsampikos Kottos

Max-Planck-Institut für Dynamik und Selbstorganisation, Bunsenstraße 10, D-37073 Göttingen, Germany

We study numerically the distribution of scattering phases $\mathcal{P}(\Phi)$ and of Wigner delay times $\mathcal{P}(\tau_W)$ for the power-law banded random matrix (PBRM) model at criticality with one channel attached to it. We find that $\mathcal{P}(\Phi)$ is insensitive to the position of the channel and undergoes a transition towards uniformity as the bandwidth b of the PBRM model increases. The inverse moments of Wigner delay times scale as $\langle \tau_W^{-q} \rangle \sim L^{-qD_{q+1}}$, where D_q are the multifractal dimensions of the eigenfunctions of the corresponding closed system and L is the system size. The latter scaling law is sensitive to the position of the channel.

PACS numbers: 03.65.Nk, 71.30.+h, 72.20.Dp, 73.23.-b

I. INTRODUCTION

The transport properties of random media have been a subject of intensive research activity for more than fifty years^{1,2,3,4,5,6,7,8,9,10,11,12,13}. The most fascinating aspect of this study is the appearance (in high-dimensions) of a metal-insulator phase transition (MIT) as an external parameter changes. In the metallic phase, the eigenstates are extended^{3,4,7,8} and the statistical properties of the spectrum are described well by random matrix theory^{2,3,4,5}. In the localized phase, the levels become uncorrelated leading to a Poissonian level spacing distribution⁵, and the eigenfunctions are exponentially localized^{1,2,3,4,7}.

The MIT where the phase transition from localized to extended states occurs, is characterized by remarkably rich critical properties^{1,6,7,8,9,10,11,12}. In particular, the eigenfunctions show strong fluctuations on all length scales and represent multifractal distributions^{7,8,9}. This is one of the most important features at MIT and has considerably helped our understanding of different phenomena in mesoscopic systems². The multifractal structure of the eigenfunctions is usually quantified by studying the size dependence of the so-called participation numbers (PN)

$$\mathcal{N}_q = \left(\int |\psi(\mathbf{r})|^{2q} d\mathbf{r} \right)^{-1} \propto L^{(q-1)D_q} \quad (1)$$

where L is the linear size of the system and D_q are the multifractal dimensions of the eigenfunction $\psi(\mathbf{r})$. Among all the dimensions, the correlation dimension D_2 plays the most prominent role. The corresponding PN is roughly equal to the number of non-zero eigenfunction components, and therefore is a good and widely accepted measure of the extension of the states. At the same time, D_2 manifest itself in a variety of other physical observables. As examples we mention the conductance distribution in metals^{3,12}, the statistical properties of the spectrum¹², the anomalous spreading of a wave-packet, and the spatial dispersion of the diffusion coefficient¹³.

It is therefore highly desirable to have the possibility of measuring the multifractal dimensions D_q , and specifically D_2 , directly from an experiment. Unfortunately, to

our knowledge, there is no experimental study of eigenfunction fluctuations at the transition regime¹⁴, although in recent years a MIT was experimentally accessible in microwave¹⁶ and optical wave¹⁷ setups. The main difficulty is the lack of eigenfunction accessibility in all these experiments. On the other hand, new techniques were developed that allow accessibility to various quantities associated with the scattering process. Among them is the Wigner delay time^{18,19,20} which captures the time-dependent aspects of quantum scattering. It can be interpreted as the typical time an almost monochromatic wave packet remains in the interaction region. It is related to the energy derivative of the total phase shift $\Phi(E) = -i \ln \det S(E)$ of the scattering matrix $S(E)$, i.e. $\tau_W(E) = \frac{1}{M} \frac{d\Phi(E)}{dE}$, where M is the number of channels.

These experimental efforts have promoted the study of Wigner delay times to quantities of interest in their own right and attracted a lot of theoretical work. For chaotic systems many results are known concerning the distribution of Wigner delay times $\mathcal{P}(\tau_W)$ ²¹. Recently, the interest has extended to systems showing diffusion^{22,23} and localization²⁴. At the same time, an intensive activity to understand $\mathcal{P}(\tau_W)$ for systems at critical conditions was undertaken in^{23,25,26,27}. A possibility of anomalous scaling of inverse moments of τ_W with the system size L was suggested in²³. Specific predictions linking the scaling exponents and the multifractal properties of eigenfunctions of the corresponding closed system were made in^{25,26}. While in both cases an anomalous scaling of the inverse moments of delay times was reported, there was a discrepancy in the exact power dictating these scaling laws.

Precise reasons for these discrepancies are still not clear (see though the discussion in²⁶) and deserve investigation. Here we undertake this task by studying numerically the distribution of Wigner delay times at MIT for the prototype power-law banded random matrix (PBRM) model with one channel attached to it. We provide clear evidence showing that the inverse moments of Wigner delay times $\langle \tau_W^{-q} \rangle$ scale as

$$\langle \tau_W^{-q} \rangle \propto L^{-f(q)}, \quad f(q) = qD_{q+1} \quad (2)$$

where $\langle \cdot \rangle$ stands for an ensemble average in agreement

with the theoretical prediction of²⁶. However we find that this relation is extremely fragile. Namely we show that it holds for channels attached to a *typical* position in the sample. At the same time we perform a detail analysis of the distribution of phases $\mathcal{P}(\Phi)$ of the scattering matrix associated with our scattering setup. We show that $\mathcal{P}(\Phi)$ is insensitive to the position of the channel while it depends drastically on the band-width b which characterize the criticality. It undergoes a transition towards uniformity as b increases. We note that the theoretical analysis of²⁶ applies only for $b \gg 1$ while our numerical investigations extends over the whole b -range.

The structure of this paper is as follows. In the next section we describe the scattering setup and summarize the properties of the corresponding closed system. Section III discuss the distribution of phases for various bandwidths, coupling strengths, and position of the channel. In Section IV we analyze the statistical properties of delay times. Finally, our conclusions are given in Section V.

II. SCATTERING SETUP

The isolated sample is represented by $L \times L$ real symmetric matrices whose entries are randomly drawn from a normal distribution with zero mean and a variance depending on the distance of the matrix element from the diagonal

$$\langle (H_{ij})^2 \rangle = \frac{1}{1 + (|i - j|/b)^{2\alpha}}, \quad (3)$$

where b and α are parameters. In a straightforward interpretation, the PBRM model describes a 1D sample with random long-range hopping. Also, the PBRM ensemble arises as an effective description to a variety of physical systems, such as the quantum Fermi accelerator, the scattering by a Coulomb center in an integrable billiard, and in billiard systems with non-analytic boundaries.

Field-theoretical considerations^{7,29,30} and detail numerical investigations^{10,11} verified that the model undergo a transition at $\alpha = 1$ from localized states for $\alpha > 1$ to delocalized states for $\alpha < 1$. This transition shows all the key features of the Anderson MIT, including multifractality of eigenfunctions and non-trivial spectral statistics at the critical point. At the center of the spectral-band a theoretical estimation for the multifractal dimensions D_q gives²⁹

$$D_q = \begin{cases} 4b\Gamma(q - 1/2)[\sqrt{\pi}(q - 1)\Gamma(q - 1)]^{-1} & , b \ll 1 \\ 1 - q(2\pi b)^{-1} & , b \gg 1 \end{cases} \quad (4)$$

where Γ is the Gamma function. Thus model (3) possesses a line of critical points $b \in (0, \infty)$, where the multifractal dimensions D_q change with b .

We turn the isolated system to a scattering one by attaching one semi-infinite single channel lead to it. The

lead is described by a 1D semi-infinite tight-binding hamiltonian

$$H_{\text{lead}} = \sum_{n=1}^{-\infty} (|n\rangle\langle n+1| + |n+1\rangle\langle n|). \quad (5)$$

Using standard methods²⁸ one can write the scattering matrix in the form²⁷

$$S(E) = e^{i\Phi(E)} = \mathbf{1} - 2i\pi W^T \frac{1}{E - \mathcal{H}_{\text{eff}}} W, \quad (6)$$

where \mathcal{H}_{eff} is an effective non-hermitian Hamiltonian given by

$$\mathcal{H}_{\text{eff}} = H - i\pi W W^T. \quad (7)$$

Here $W_{nm} = w_0 \delta_{nn_0}$ is a $L \times 1$ vector where w_0 is the coupling strength and n_0 is the site at which we attach the lead. All our calculations take place in an energy window close to the band center ($E = 0$). The delay time is given by^{21,27}

$$\tau_W(E = 0) = \left. \frac{d\Phi(E)}{dE} \right|_{E=0} = -2\mathcal{I}m \text{Tr}(E - \mathcal{H}_{\text{eff}})^{-1} \Big|_{E=0} \quad (8)$$

We will see latter on that the scaling properties of inverse moments of delay times are independent of w_0 while they depend drastically on the position n_0 . Specifically, if n_0 is a representative site (like any site in the bulk of the sample) where ergodicity of wavefunctions can be assumed, then Eq (2) applies. Instead if n_0 belongs to the boundary (i.e. $n_0 = 1$ or L), then Eq (2) does not valid any more.

In our numerical experiments bellow we used matrices of size varying from $L = 50$ up to $L = 2000$. For better statistics a considerable number of different disorder realizations has been used. In all cases we had at least 100000 data for statistical processing.

III. DISTRIBUTION OF PHASES

We start our analysis with the distribution $\mathcal{P}(\Phi)$ of phases of the S -matrix. Analytical considerations applied to the large $b \gg 1$ limit²⁶ led to the following expression

$$\mathcal{P}(\Phi) = \frac{1}{2\pi(\gamma + \sqrt{\gamma^2 - 1} \cos(\Phi))} \quad (9)$$

where $\gamma = (1 + |\langle S \rangle|^2)/(1 - |\langle S \rangle|^2)$. Notice that in the limit of $|\langle S \rangle| = 0$ we recover the uniform distribution, where the corresponding setup is associated with perfect coupling of the sample to the leads. Eq. (9) was also derived in the framework of Random Matrix Theory³¹ using the maximum entropy ansatz. It is interesting that the same expression applies (see bellow) in our case as well.

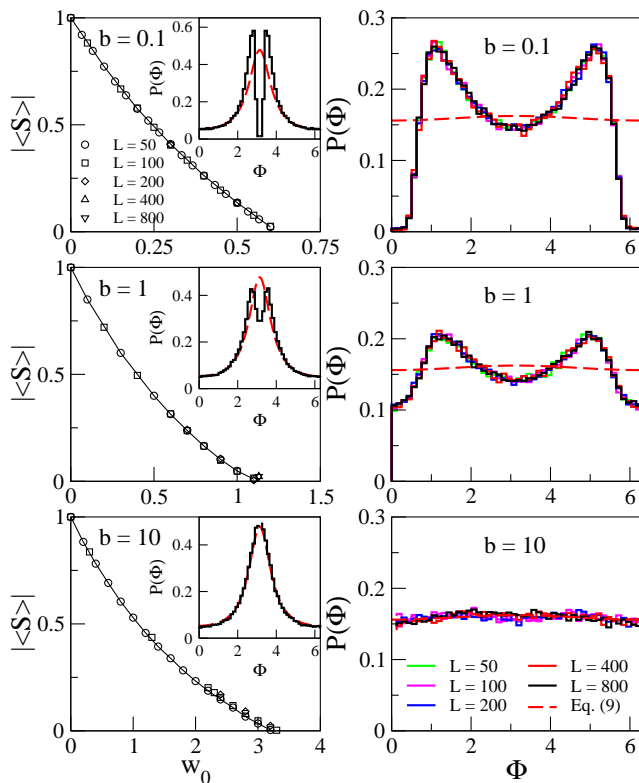


FIG. 1: Left panels: $|\langle S \rangle|$ as a function of w_0 for a channel attached to the first site (boundary) of the sample. Right panels: $\mathcal{P}(\Phi)$ corresponding to w_0 where $|\langle S \rangle|$ takes its minimum value (see left panels) and for various system sizes, ranging from $L = 50$ up to $L = 800$. In the insets of the left panels we show a representative $\mathcal{P}(\Phi)$ for $|\langle S \rangle| \sim 0.5$. The dashed line is Eq. (9). From top to bottom: $b = 0.1, 1$, and 10 .

In Fig. 1 we report our data for various values of b and various coupling strengths w_0 . The scattering setup corresponds to one channel attached to the boundary of the sample. For large b values, $\mathcal{P}(\Phi)$ agrees quite good with the theoretical prediction of Eq. (9) while for $b \leq 1$ we observe large deviations for any w_0 , even for $|\langle S(w_0) \rangle| \approx 0$. For $|\langle S(w_0) \rangle| \neq 0$ and small values of b , two peaks appear around $\Phi = \pi$ while a gap is created between them. As b increases further, the two peaks move closer to one another forming one central peak at $\Phi = \pi$. In the limit of $|\langle S(w_0) \rangle| \rightarrow 1$ the distribution becomes a δ -function signifying a total reflection at the point where the lead is attached. Similar results (not reported here) are found for the case where the lead is attached to the bulk of the sample.

IV. DISTRIBUTION OF DELAY TIMES

In this section we analyze the distribution of Wigner delay times (8). Recent investigations^{25,26} suggested that inverse moments of τ_W scale in an anomalous way with

respect to the sample size L . It was further suggested that the scaling exponent is associated with the multifractal dimensions of the eigenfunctions of the corresponding closed system. This approach allow for an experimental measurement of the fractality of the wavefunctions with scattering techniques. However, these contributions concluded on a different scaling exponent. It is therefore desirable to investigate the origin of the discrepancy and specify the conditions under which the theoretical expression (2) is applicable.

In Fig. 2 we report the delay time distribution $\mathcal{P}(\ln \tau_W^{-1})$ for the case where the lead is attached to the bulk of the sample. Similar distributions (not shown) are found for the case where the lead is attached to the boundary of the sample. We report results for various system sizes for bandwidths $b = 0.1, 1$, and 10 . The shape of the distributions for a specific b -value changes with L , leading to the conclusion that various moments of the distribution of inverse delay times scale in a different way with the system size. In the insets we concentrate on the scaling of the first inverse moment $\langle \tau_W^{-1} \rangle \sim L^{-\alpha}$. A nice scaling is observed. Using a least square fitting we can extract the scaling exponent α .

Our results are summarized in Fig. 3 where we compare the scaling exponents obtained for the two scattering setups (channel attached at the boundary and to the bulk) together with the theoretical expectation (2) which predicts that in the limit of $b \gg 1$ the scaling exponent $\alpha = D_2$. For completeness we include also the value of D_2 numerically extracted from the scaling analysis of eigenvectors of the closed system¹¹. We observe that Eq. (2) for the $\langle \tau_W^{-1} \rangle$ validates quite well as long as the channel is connected to the bulk of the sample where the ergodic hypothesis for the statistical properties of the eigenstates of the corresponding closed system holds. Although the theoretical expression (2) was derived under the assumption of $b \gg 1$ we see that our numerical results for $b \ll 1$ can also be described by Eq. (2) relatively good. Moreover, we find that the scaling relation (2) persist for any value of $\langle S \rangle \neq 0$ in agreement with²⁶. On the contrary, for the case where a channel is attached to the boundary, we observe strong deviations from Eq. (2). This is because the boundary is not a representative position and the ergodicity hypothesis as far as the eigenfunctions is concerned is not any more applicable.

Let us finally comment on the anomalous scaling behavior of the other moments $\langle \tau_W^{-q} \rangle$. A simple homogeneous fractal would be completely characterized by two of the moments and the respective $f(q)$ curve would be a straight line while a non-linearity in $f(q)$ would signify a multifractal behavior. In Fig. 4(a) we report our results for the case with a channel attached to the boundary. Again we see that the numerical data deviates from the theoretical predictions (4) for any value of b . Instead, the agreement is quite good for the case where the channel is attached to the bulk of the sample (see Fig. 4b).

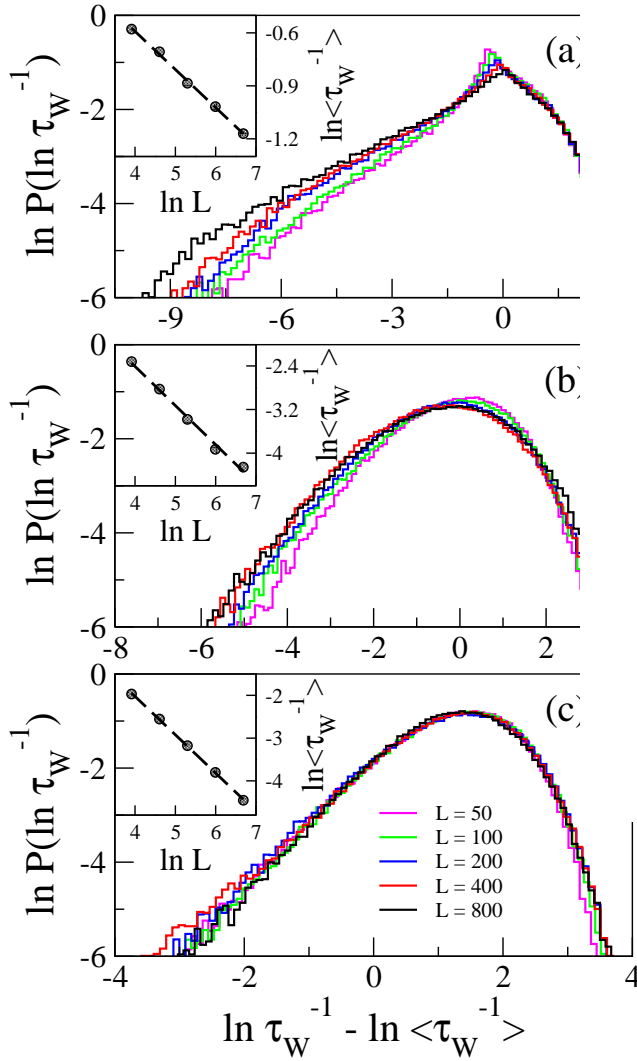


FIG. 2: $\ln \mathcal{P}(\ln \tau_W^{-1})$ as a function of $\ln \tau_W^{-1}$ scaled to $\ln \langle \tau_W^{-1} \rangle$ for a channel attached to a *representative* site (bulk) of the sample. (a) $b = 0.1$, (b) $b = 1$, and (c) $b = 10$. In the insets the scaling $\langle \tau_W^{-1} \rangle \propto L^{-\alpha}$ is shown together with a linear fitting used to extract α .

V. CONCLUSIONS

In summary we have studied the distribution of scattering phases $\mathcal{P}(\Phi)$ and delay times for the power law banded matrix model at criticality. For small bandwidths $b \ll 1$ the distribution of phases is non-uniform irrespective of the value of $|\langle S \rangle|$, while for large b the theoretical prediction of²⁶ applies.

We found that the multifractal nature of the eigenfunctions is reflected in the scaling of the inverse moments of Wigner delay times $\langle \tau_W^{-q} \rangle$ with the system size L provided that the channel is attached to a *representative* position in the sample. We expect that these results will provide a new method for evaluating D_2 (and in general D_q) in microwave and light wave experiments where τ_W can be

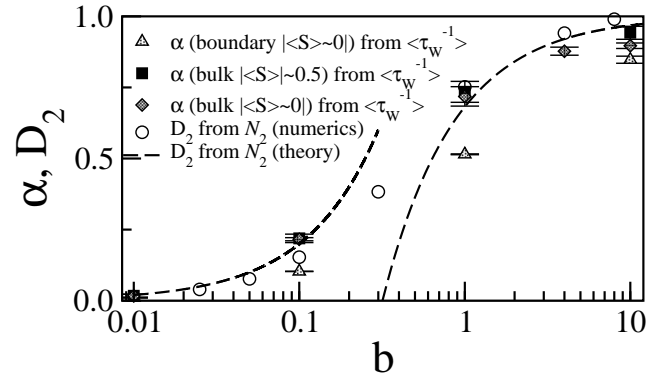


FIG. 3: Scaling exponent α and correlation dimension of eigenfunctions D_2 as a function of b . α is extracted from the scaling $\langle \tau_W^{-1} \rangle \propto L^{-\alpha}$ for a channel attached to the bulk and to the boundary of the sample. D_2 calculated theoretically²⁹ and numerically¹¹ from N_2 is also shown, see eq. (1).

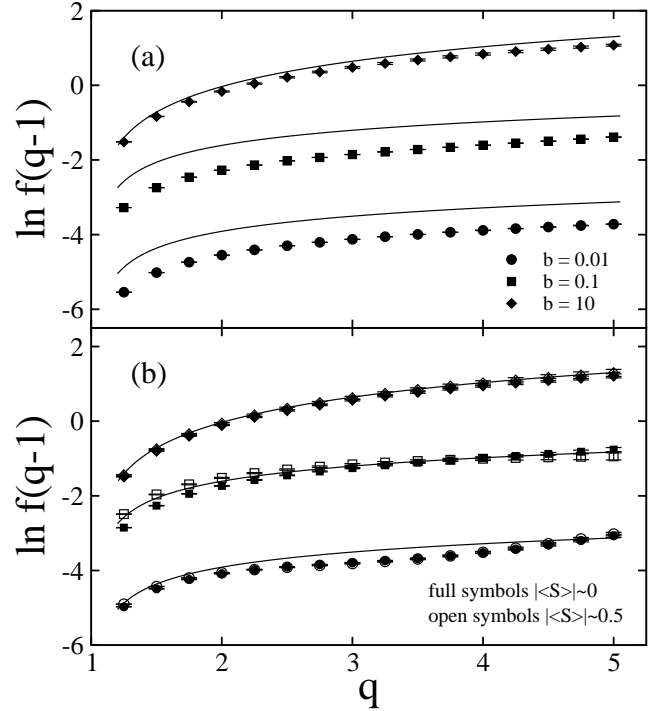


FIG. 4: $\ln f(q-1)$ as a function of q for a channel attached (a) to the boundary and (b) to the bulk of the sample when $|\langle S \rangle| \sim 0$ (full symbols). In (b) we also show $\ln f(q-1)$ for $|\langle S \rangle| \sim 0.5$ (open symbols). The curves are the theoretical prediction of eq. (4). $f(q-1) = (q-1)D_q$, see eq. (2).

extracted even in the presence of weak absorption. At the same time the appearance of the anomalous scaling of $\langle \tau_W^{-q} \rangle$ can be used as a criterion for detecting MIT.

Acknowledgments: We thank Y. Fyodorov and A. Ossipov for many discussions and suggestions related to the current study. M. Weiss is acknowledged for discussions on scattering. This work was supported by the GIF,

- ¹ P. W. Anderson, Phys. Rev. **109**, 1492 (1958); A. MacKinnon and B. Kramer, Rep. Prog. Phys. **56**, 1469 (1993); E. Abrahams, P. W. Anderson, D. C. Licciardello, and T. V. Ramakrishnan, Phys. Rev. Lett. **42**, 673 (1979); L. P. Gorkov, A. I. Larkin, and D. E. Khmel'nitskii, JETP Lett. **30** 228 (1979).
- ² *Mesoscopic Quantum Physics*, Proceedings of the Les Houches Session LXI, ed. E. Akkermans, G. Montambaux, J.-L. Pichard, and J. Zinn-Justin (North-Holland, Amsterdam) (1995).
- ³ B. L. Altshuler, V. E. Kravtsov, I. V. Lerner, in *Mesoscopic Phenomena in Solids*, ed. B. L. Altshuler, P. A. Lee, R. A. Webb (North Holland, Amsterdam), (1991).
- ⁴ K. B. Efetov, *Supersymmetry in Disorder and Chaos*, (Cambridge University Press, 1997).
- ⁵ B. I. Shklovskii, B. Shapiro, B. R. Sears, P. Lambrianides, and H. B. Shore, Phys. Rev. B **47**, 11487 (1993).
- ⁶ D. Braun, G. Montambaux, and M. Pascaud, Phys. Rev. Lett. **81**, 1062 (1998); V. E. Kravtsov and I. V. Lerner, ibid. **74**, 2563 (1995); J. T. Chalker, I. V. Lerner, and R. A. Smith, ibid. **77**, 554 (1996); B. L. Alt'shuler and B. I. Shklovskii, Zh. Eksp. Teor. Fiz. **91**, 220 (1986) [Sov. Phys. JETP **64**, 127 (1986)].
- ⁷ A. D. Mirlin, Phys. Rep. **326**, 259 (2000); Y. V. Fyodorov and A. D. Mirlin, Int. J. Mod. Phys. **8**, 3795 (1994); Y. V. Fyodorov and A. D. Mirlin, Phys. Rev. B **51**, 13403 (1995).
- ⁸ V. I. Falko and K. B. Efetov, Europhys. Lett. **32**, 627 (1995); Phys. Rev. B **52**, 17413 (1995).
- ⁹ F. Wegner, Z. Phys. B **36**, 209 (1980); H. Aoki, J. Phys. C **16**, L205 (1983); M. Schreiber and H. Grussbach, Phys. Rev. Lett. **67**, 607 (1991); D. A. Parshin and H. R. Schober, ibid. **83**, 4590 (1999).
- ¹⁰ F. Evers and A. D. Mirlin, Phys. Rev. Lett. **84**, 3690 (2000); E. Cuevas, M. Ortuno, V. Gasparian, and A. Perez-Garrido, ibid. **88**, 016401 (2002).
- ¹¹ I. Varga, Phys. Rev. B **66**, 094201 (2002); I. Varga and D. Braun, ibid. **61**, R11859 (2000).
- ¹² D. Braun, E. Hofstetter, G. Montambaux, and A. MacKinnon, Phys. Rev. B **64**, 155107 (2001); K. Slevin and T. Ohtsuki, Phys. Rev. Lett. **82**, 382 (1999); K. A. Muttalib and P. Wölffe, ibid. **83**, 3013 (1999); P. Markos, ibid. **83**, 588 (1999); B. Shapiro, ibid. **65**, 1510 (1990).
- ¹³ J. T. Chalker and G. J. Daniell, Phys. Rev. Lett. **61**, 593 (1988); B. Huckestein and R. Klesse, Phys. Rev. B **59**, 9714 (1999).
- ¹⁴ To our knowledge, the only experimental study of eigenfunction fluctuations beyond the ballistic regime is in¹⁵, where an analysis in the weak localization regime was performed using the "microwave cavity" technique.
- ¹⁵ P. Pradhan and S. Sridhar, Phys. Rev. Lett. **85**, 2360 (2000); H.-J. Stöckmann and J. Stein, ibid. **64**, 2215 (1990); S. Sridhar, ibid. **67**, 785 (1991); A. Kudrolli, V. Kidambi, and S. Sridhar, ibid. **75**, 822 (1995); H.-J. Stöckmann, M. Barth, U. Dörr, U. Kuhl, H. Schanze, Physica E **9**, 571 (2001).
- ¹⁶ A. A. Chabanov, M. Stoytchev, and A. Z. Genack, Nature **404**, 850 (2000); N. Garcia and A. Z. Genack, Phys. Rev. Lett. **66**, 1850 (1991).
- ¹⁷ D. S. Wiersma, P. Bartolini, A. Lagendijk, and R. Righini, Nature **390**, 671 (1997).
- ¹⁸ A. A. Chabanov and A. Z. Genack, Phys. Rev. Lett. **87**, 233903 (2001); A. Z. Genack, P. Sebbah, M. Stoytchev, B. A. van Tiggelen, ibid. **82**, 715 (1999); P. Sebbah, O. Legrand, B. A. van Tiggelen, and A. Z. Genack, Phys. Rev. E **56**, 3619 (1997).
- ¹⁹ Z. Jian, J. Pearce, and D. M. Mittleman, Phys. Rev. Lett. **91**, 033903 (2003); J. Pearce, Z. Jian, and D. M. Mittleman, ibid. **91**, 043903 (2003).
- ²⁰ A. Lagendijk, J. Gómez Rivas, A. Imhof, F. J. P. Schuurmans, and R. Sprik, in *Photonic Crystals and Light Localization in the 21st Century*, vol. 563 of NATO Science Series, ed. C. M. Soukoulis (Kluwer, Dordrecht, 2001).
- ²¹ Y. V. Fyodorov, H.-J. Sommers, J. Math. Phys. **38** 1918 (1997); P. W. Brouwer, K. M. Frahm, C. W. J. Beenakker, Phys. Rev. Lett. **78**, 4737 (1997); H.-J. Sommers, D. V. Savin, V. V. Sokolov, ibid. **87**, 094101 (2001).
- ²² A. Ossipov, T. Kottos and T. Geisel, Europhys. Lett. **62**, 719 (2003).
- ²³ Y. V. Fyodorov, JETP Letters **78**, 250 (2003).
- ²⁴ C. Texier and A. Comtet, Phys. Rev. Lett., **82**, 4220 (1999); A. Ossipov, T. Kottos, and T. Geisel, Phys. Rev. B **61**, 11411 (2000).
- ²⁵ J. A. Mendez-Bermudez and T. Kottos, cond-mat/0401098 v1.
- ²⁶ A. Ossipov and Y. V. Fyodorov, cond-mat/0411576.
- ²⁷ T. Kottos, and M. Weiss, Phys. Rev. Lett. **89**, 056401 (2002); F. Steinbach, A. Ossipov, T. Kottos, and T. Geisel, ibid. **85**, 4426, (2000).
- ²⁸ C. Mahaux and H. A. Weidenmüller, "Shell Model Approach in Nuclear Reactions", (North-Holland, Amsterdam), (1969); I. Rotter, Rep. Prog. Phys. **54**, 635 (1991); J. J. M. Verbaarschot, H. A. Weidenmüller, M. R. Zirnbauer, Phys. Rep. **129**, 367 (1985).
- ²⁹ A. D. Mirlin, Y. V. Fyodorov, F.-M. Dittes, J. Quezada, and T. H. Seligman, Phys. Rev. E **54**, 3221 (1996).
- ³⁰ V. E. Kravtsov and K. A. Muttalib, Phys. Rev. Lett. **79**, 1913 (1997); V. E. Kravtsov and A. M. Tselik, Phys. Rev. B **62**, 9888 (2000).
- ³¹ P. Mello, *Les Houches summer School on Chaos and Quantum Physics* ed. E. Akkermans et al. pp. 437-491 (Amsterdam, North-Holland, 1994).