

# Nonequilibrium stationary states and equilibrium models with long range interactions

Richard Brak<sup>1</sup>, Jan de Gier<sup>1</sup> and Vladimir Rittenberg<sup>2</sup>

<sup>1</sup>*Department of Mathematics and Statistics, University of Melbourne, Parkville 3010, Australia*

<sup>2</sup>*Physikalisches Institut, Bonn University, 53115 Bonn, Germany.*

March 20, 2018

## Abstract

It was recently suggested by Blythe and Evans that a properly defined steady state normalisation factor can be seen as a partition function of a fictitious statistical ensemble in which the transition rates of the stochastic process play the role of fugacities. In analogy with the Lee-Yang description of phase transition of equilibrium systems, they studied the zeroes in the complex plane of the normalisation factor in order to find phase transitions in nonequilibrium steady states. We show that like for equilibrium systems, the “densities” associated to the rates are non-decreasing functions of the rates and therefore one can obtain the location and nature of phase transitions directly from the analytical properties of the “densities”. We illustrate this phenomenon for the asymmetric exclusion process. We actually show that its normalisation factor coincides with an equilibrium partition function of a walk model in which the “densities” have a simple physical interpretation.

## 1 Introduction

The extension of concepts used in equilibrium statistical mechanics, like the free energy, to nonequilibrium steady states has a long history [1, 2]. That a simple extension is not possible can be seen in [3] where it was shown that in certain cases the free energy functional is not a convex function of the density. On the other hand Arndt [4] has shown in an example that applying the Lee-Yang description using the zeros of an ad hoc definition of a grand-canonical partition function gives the correct phase transition. Further applications of this idea can be found in [5, 6, 7]. In a very interesting new development Blythe and Evans [8] considered the normalisation of the stationary state of several stochastic systems as a function of the transition rates and applied the Lee-Yang approach in the same way as one would for an equilibrium partition function. While a normalisation may seem to

be defined ambiguously, it was noted in [9, 10] that in a formal way, a unique definition of this normalisation can be made using the matrix-tree theorem, which has a long history in graph theory going back to Sylvester [11], see also [13, 12] and Section 2. This connection explicitly relates the normalisation of a stationary state to the combinatorial problem of counting weighted spanning trees on graphs, which implies a direct interpretation of the normalisation as a statistical mechanical partition sum. Can we learn anything about the steady state phase diagram from the spanning trees? There are a few problems with that. For example, it is generically unclear what the correspondence is between original dynamical quantities and those that are natural for describing the spanning trees. Secondly, the normalisation as defined above may not be “minimal” in the sense that it may contain an overall nontrivial polynomial factor which is common to each of the stationary state weights. Such a polynomial factor cannot contribute to the phase behaviour of the stationary state. We will call the normalisation as defined via the matrix-tree theorem but with common factors removed the *reduced* normalisation.

The purpose of this paper is to try to bring a better understanding of the Blythe-Evans approach which is summarized in Section 2. In this section we also show that to each transition rate one can formally associate “particle numbers” the same way one relates particle numbers to fugacities. Moreover, like in thermodynamics, one can prove that the “particle numbers” are non-decreasing functions of the transition rates. This important observation allows us to detect the existence of phase transitions from the behavior of the “particle numbers” in the space of transition rates. At this point the physical meaning of the “particles” is completely obscure (there are as many “particles” as the number of independent transition rates minus one). Moreover, the thermodynamic potential defined through the (reduced) normalisation factor is not an extensive quantity. The volume, defined by the leading asymptotic behaviour of the normalisation, and therefore the definition of the “densities” might change in the space of transition rates. This allows for phase transitions not encountered in equilibrium models with local interactions. This phenomenon appears in the following way. In a certain domain of the fugacities, the “densities” span the entire interval between zero and one. This defines a “phase” (inside this domain one can have, like in equilibrium, several phase transitions). The boundary of the domain separates it from another domain (“phase”) where one has to take another definition of the “densities” because of the change of the volume. In this second phase the “densities” are not necessarily finite.

The fact that the reduced normalisation factor might have a direct physical interpretation is known from the raise and peel model [14]. This is a one-dimensional stochastic model with nonlocal transition rates and its reduced normalisation factor (whose logarithm is proportional to the square of the system size) coincides with the number of configurations of the two-dimensional ice model with domain walls boundary condition – an equilibrium problem. It is our aim to show that this situation is more general.

In Section 3 we define the one-transit walk model (OTW). This model, which is not

parity invariant, depends on two parameters which are the Boltzmann weights or fugacities of contact points. We compute the partition function of this model as well as the two densities corresponding to the two fugacities. The two densities have a clear physical meaning. The phase diagram of the OTW model is obtained from the expressions for these densities. It is the same as that of the totally asymmetric simple exclusion process (TASEP) [15, 16, 17, 18, 19] if we replace the two fugacities with the boundary rates of TASEP. As we are going to show, the derivation of the phase diagram of the TASEP model from the analytic properties of the number of “particles” as a function of fugacities will give a better understanding of the nature of the phase transitions. In Section 3.4 we discuss the microscopic properties of the OTW model making clear the connection with the TASEP. We conclude with a discussion of the phase diagram obtained from the “densities” of the partially asymmetric simple exclusion process (PASEP) [20, 21]. In this case we have three kind of “particle” numbers: two associated with the boundary rates and one associated to the back hopping rate  $q$ . At the symmetric point  $q = 1$  a new kind of phase transition occurs.

Our conclusions are presented in Section 4.

## 2 The normalisation as a positive polynomial

Let us start by considering an arbitrary Markov process in continuous time on a state space spanned by the states  $\{|a\rangle\}_{a=1}^n$ , whose master equation is given by

$$\frac{d}{dt}\bar{P}_t(a) = \sum_{b \neq a} (r_{ab}\bar{P}_t(b) - r_{ba}\bar{P}_t(a)). \quad (1)$$

The  $r_{ab}$  are the transition rates from state  $|b\rangle$  to  $|a\rangle$  and  $\bar{P}_t(a)$  is the (unnormalized) probability to find the system at time  $t$  in state  $|a\rangle$ . Equation (1) can be conveniently rewritten as

$$\frac{d}{dt}|\bar{P}_t\rangle = -H|\bar{P}_t\rangle, \quad |\bar{P}_t\rangle = \sum_{a=1}^n \bar{P}_t(a)|a\rangle, \quad (2)$$

where  $H$  is the matrix with off-diagonal elements  $H_{ab} = -r_{ab}$  and whose columns add up to zero. One of the main properties of interest of such a Markov process is its long time behaviour. In the limit  $t \rightarrow \infty$  the system approaches its stationary state  $|\bar{P}_\infty\rangle$ , which we will assume to exist and for simplicity to be unique, given by

$$H|\bar{P}_\infty\rangle = 0. \quad (3)$$

The stationary state is thus given by the right eigenvector of the matrix  $H$  corresponding to its eigenvalue 0. This equation can be solved in the following formal way, see e.g. [22].

Let  $H(a, b)$  be the matrix corresponding to  $H$  with the  $a$ th row and  $b$ th column removed. The cofactor  $X(a, b)$  is then defined by,

$$X(a, b) = (-1)^{a+b} \det H(a, b). \quad (4)$$

If the eigenvalue 0 is unique,

$$0 = \det H = \sum_b H_{ab} X(a, b) = \sum_b H_{ab} X(b, b), \quad (5)$$

where we have used  $X(a, b) = X(b, b)$  for all  $a$  (see Appendix A). We see that the eigenvalue equation (3) is solved by the cofactors of  $H$ ,

$$H|P\rangle = 0, \quad P(b) = X(b, b). \quad (6)$$

This solution fixes a particular normalisation of the eigenvector for all system sizes. This normalisation is uniquely defined up to an overall rescaling of  $H$ , or equivalently a rescaling of time (which can vary with the system size). To be able to interpret  $P(b)$  as a probability distribution, we write

$$\bar{P}_\infty(b) = P(b)/Z_n, \quad Z_n = \sum_{b=1}^n P(b) = \sum_{b=1}^n X(b, b). \quad (7)$$

It can be shown using the matrix-tree theorem [13, 12] that the normalisation  $Z_n$  of a stationary state of any stochastic (Markov) process is always given by a homogeneous polynomial in the rates  $r_{ab}$  (some of which might be equal or be zero), of degree  $n - 1$  and with positive coefficients, i.e. it has the form of a generating function. A simple proof of this important statement is for example given in [22], which we have included in Appendix A.

We would like to identify the rates  $r_{ab}$  as generalized Boltzmann factors or fugacities  $r_{ab} = z_{ab}$ , and  $Z_n(\{z_{ab}\})$  as a generalized partition sum for nonequilibrium systems. Since the normalisation  $Z_n$  is a polynomial in the variables  $z_{ab}$  with positive coefficients, by the Cauchy-Schwartz inequality its negative logarithm,

$$F_n = -\log Z_n, \quad (8)$$

is therefore a convex function in all its arguments  $z_{ab}$ . In analogy with equilibrium statistical mechanics, we will associate to each rate  $r_{ab} = z_{ab}$  a ‘‘particle number’’  $N_{ab}$ ,

$$N_{ab} = -z_{ab} \frac{\partial F_n}{\partial z_{ab}}. \quad (9)$$

These numbers are positive and increasing functions of the fugacities for any size of the system but they are linearly dependent. One can arbitrarily choose one rate equal to one

which fixes the time scale and leaves the remaining rates dimensionless. In this way we are left with one fugacity less. In the large  $n$  limit,

$$N_{ab} = V(n)\rho_{ab}, \quad (10)$$

where  $V(n)$  is the volume and  $\rho_{ab}$  are the “densities”. One can now use the equilibrium approach to the theory of phase transitions and apply it to the densities  $\rho_{ab}$ . A first order phase transition, for example, is a location in the transition rates space where one of the “densities” has a discontinuity.

It may happen however, as it will in our example below, that all cofactors  $X(b, b)$  contain a common nontrivial polynomial factor. Such a common factor will cancel out in  $\bar{P}_\infty(b)$  and hence cannot contribute to the nonequilibrium phase behaviour. In (8) however it could give rise to spurious singularities that are not related to the physical phase transitions. In the example of Section 3 no such spurious phase transitions appear (see Section 3.3.2).

There is another major difference however between equilibrium systems with short-range interactions and the present problem: the “particle numbers” are not necessarily extensive quantities (see the examples in Sections 3.2 and 3.5). This implies that in the parameter space the  $\rho_{ab}$  might diverge and we have to change the definition of the factor  $V(n)$  in (10). Actually such a phenomenon is also known in equilibrium problems with non-local interactions (see [23]) in the theory of special surface phase transitions [24]. As we are going to show in Section 3.5 the analogy goes deeper.

The philosophy we adopt in this paper, is to assign a physical meaning to the purely formally defined normalisation factor and “densities” by looking at simple weighted walk problems for which we can compute the partition functions. The weights of the configurations depend on parameters which correspond to the rates of the stochastic processes and the partition function coincides with the normalisation factor defined in (7) if a common factor to all the cofactors is removed. In the next sections we illustrate this approach with the help of an example. We first consider a combinatorial problem which is interesting on its own. This is the one-transit walk model. We will compute its partition function and obtain the phase diagram of the model from the properties of the densities. We also show that the same partition function coincides with the normalisation factor of the TASEP model.

### 3 The OTW model versus the TASEP

The totally asymmetric simple exclusion process (TASEP) has grown to be one of the main theoretical models of nonequilibrium statistical physics. This is not only due to its simplicity and general applicability, but also because its stationary probability distribution (SPDF) and other properties can be calculated exactly [15, 16, 17, 18, 19]. In this paper

we show that this SPDF can be regarded as an equilibrium probability distribution of a simple model of a walk near an interface. Since the walk model is an equilibrium system, it can be described thermodynamically using standard methods. The phase behaviour of the TASEP can be explained in terms of adsorption transitions of the walk on the interface.

In Section 3.1 we introduce a model of a walk in the vicinity of a fixed interface. The walk is allowed to penetrate the interface once. Both ends of the walk are fixed but the point of penetration is free. An excess interface fugacity  $1/z_1$  is associated for contacts above the interface, and a fugacity  $1/z_2$  for contacts below. For this model we are able to calculate the phase diagram exactly. The walk model without penetration was used as a simple model for polymer adsorption in [23]. After discussing the thermodynamics of the walk model, we show in Section 3.3 that it is closely related to the TASEP with open boundaries. More precisely, the statistical partition function  $Z(z_1, z_2)$  of the walk model is equal to the reduced normalisation of the stationary state of the TASEP if the interface fugacities in the walk model are equal to the in- and output rates of the two reservoirs.

We show that the thermodynamic TASEP density  $\rho$  and current  $J$  are related to the contact densities  $\rho_1$  and  $\rho_2$ , conjugate to  $z_1$  and  $z_2$  respectively, as

$$\frac{2\rho - 1}{J} = \frac{1 - \rho_2}{z_2} - \frac{1 - \rho_1}{z_1}, \quad (11)$$

where

$$\omega = - \lim_{n \rightarrow \infty} \frac{1}{n} \log Z_n(z_1, z_2), \quad \rho_i = -z_i \frac{\partial \omega}{\partial z_i}. \quad (12)$$

These equations show that one may derive the thermodynamic behaviour of quantities for a nonequilibrium model from those of an equilibrium model. We hope to be able to make contact between our approach and the formulation of a free energy functional for the TASEP from large deviation functions as adopted in [25, 26]. We also would like to point out that the walk model has an appealing analogy with a continuous model for the dynamics of shocks in terms of which the TASEP phase diagram can be explained quantitatively [27].

### 3.1 The one-transit model

Consider a statistical model of a restricted solid-on-solid (RSOS) path, also called Dyck path, on the rotated square lattice. Paths start at  $(0, 0)$  and end at  $(2n, 0)$ , can only move in the North-East (NE) or in the South-East (SE) direction and cross the x-axis exactly once, see Figure 1. We associate energies  $-\varepsilon_1$  and  $-\varepsilon_2$  to the returns (or contact points) of the path above and below the x-axis respectively. To make contact with Section 2 we implement this in the following way. A fugacity  $z_1 = e^{\varepsilon_1/kT}$  is given to each down step, and  $z_2 = e^{\varepsilon_2/kT}$  to each up step, except those ending on the x-axis. This model is directly related to the canonical model of [28].

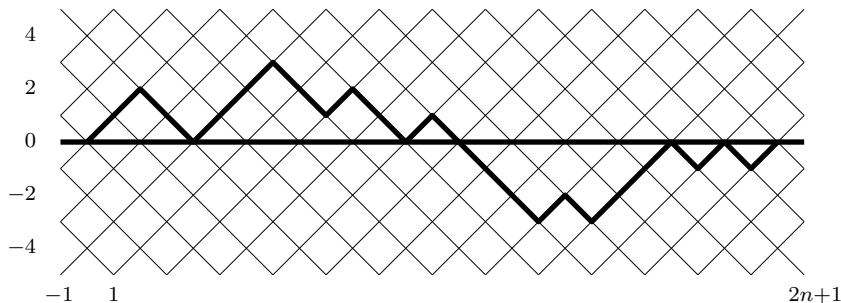


Figure 1: An example of an RSOS path starting at  $(0,0)$  and ending at  $(2n,0)$  crossing the x-axis only once.

By reflecting the last part of the RSOS path in the x-axis, it can be easily seen that the total number of possible paths is equal to the number of Dyck paths of length  $2n$ . It is known, see e.g. [29] that the number of Dyck paths with  $p$  returns is given by Ballot numbers,

$$B_{n,p} = \frac{p}{n} \binom{2n-p-1}{n-1} = \frac{p(2n-p-1)!}{n!(n-p)!}. \quad (13)$$

The total number  $C_n$  of Dyck paths of length  $2n$  can be obtained by summing over  $p$  in (13), or by noting that it is equal to the number of Dyck paths of length  $2n+2$  with exactly one return,

$$C_n = \sum_{p=1}^n B_{n,p} = B_{n+1,1} = \frac{1}{n+1} \binom{2n}{n}, \quad (14)$$

which is the Catalan number. The partition function of the one-transit model is simply given by

$$Z_n(z_1, z_2) = (z_1 z_2)^n \tilde{Z}_n(z_1, z_2), \quad (15)$$

where

$$\tilde{Z}_n(z_1, z_2) = \sum_{p=0}^n B_{n,p} \sum_{q=0}^p z_1^{-q} z_2^{-p+q}. \quad (16)$$

This can also be written in the following way,

$$Z_n(z_1, z_2) = (z_1 z_2)^n \sum_{p=0}^n \tilde{Z}_p(z_1, \infty) \tilde{Z}_{n-p}(\infty, z_2). \quad (17)$$

This formula shows that we can also interpret our model as the combination of two contact models with a movable but impenetrable wall in between them at a random position, each position being equally probable. Equation (17) thus defines the partition function of an

annealed system, i.e. where the partition sum is averaged over the random position of the wall.

The partition sum (17) is equal to the reduced normalisation of the totally asymmetric exclusion simple process (TASEP) [15,16,17,18,19] if the fugacities  $z_1$  and  $z_2$  are replaced by its boundary in- and output rates. This result is important since it will allow us to associate the “densities” defined formally from the reduced normalization of the TASEP with the physical densities of the OTW model. In Section 3.3 we will go deeper into the relation between the OTW model and the TASEP, but before that we first describe the phase diagram of the OTW model.

### 3.2 The phase diagram of the OTW model

We define the grand potential per site for the gas of contacts as

$$\omega = - \lim_{n \rightarrow \infty} \frac{1}{n} \log Z_n. \quad (18)$$

Note that to get rid of spurious factors of 2 in subsequent formulas we divide by  $n$  instead of the system size is  $2n$ . The potential  $\omega$  can be easily calculated from (17) once we know the asymptotic properties of  $\tilde{Z}_n(z, \infty) = \tilde{Z}_n(\infty, z)$ . This is well known, see e.g. [16, 23], and can for example be derived from the differential equation it satisfies,

$$- (1 - z)(1 - 2z)\tilde{Z}'_n(z, \infty) + z(z + n(1 - 2z)^2)\tilde{Z}_n(z, \infty) = 2z^2 \frac{(2n - 1)!}{n!^2}. \quad (19)$$

Analyzing the large  $n$  behaviour of this equation for the regions  $z > 1/2$ ,  $z = 1/2$  and  $z < 1/2$  we immediately obtain

$$\tilde{Z}_n(z, \infty) \approx \begin{cases} \frac{z}{(1 - 2z)^2} \frac{4^n}{\sqrt{\pi n^{3/2}}} & z > 1/2 \\ \frac{4^n}{\sqrt{\pi n^{1/2}}} & z = 1/2 \\ \frac{1 - 2z}{1 - z} \frac{1}{z^n (1 - z)^n} & z < 1/2. \end{cases} \quad (20)$$

The grand potential  $\omega$  is given by minimizing over the position of the domain wall, and is therefore given by

$$\omega(z_1, z_2) = - \log 4z_1 z_2 + \inf_{0 \leq x \leq 1} \omega_x(z_1, z_2), \quad (21)$$

where

$$\omega_x(z_1, z_2) = \begin{cases} 0 & z_1, z_2 \geq 1/2 \\ x \log 4z_1(1 - z_1) + (1 - x) \log 4z_2(1 - z_2) & \text{elsewhere} \end{cases} \quad (22)$$



From (21) one finds the grand potential in all regions of the phase diagram,

$$\omega(z_1, z_2) = \begin{cases} -\log 4z_1z_2 & z_1, z_2 \geq 1/2 \\ -\log z_2 + \log(1 - z_1) & z_1 < 1/2, \quad z_2 > z_1 \\ -\log z_1 + \log(1 - z_2) & z_2 < 1/2, \quad z_1 > z_2 \end{cases} \quad (23)$$

We now turn to the calculation of the contact densities, which are the order parameters of the OTW model. From the definition of the walk model it immediately follows that the probabilities  $\langle \hat{a}_i \rangle_n$  and  $\langle \hat{b}_i \rangle_n$  to have a contact at site  $2i$  above or below the x-axis, are given by,

$$\langle \hat{a}_i \rangle_n = (z_1 z_2)^i \frac{\tilde{Z}_i(z_1, \infty) Z_{n-i}(z_1, z_2)}{Z_n(z_1, z_2)}, \quad (24)$$

$$\langle \hat{b}_i \rangle_n = (z_1 z_2)^{n-i} \frac{Z_i(z_1, z_2) \tilde{Z}_{n-i}(\infty, z_2)}{Z_n(z_1, z_2)}. \quad (25)$$

We define the average number of contacts at  $x$  by

$$\langle \hat{a}_x \rangle = \langle \hat{a}_{xn} \rangle_n, \quad \langle \hat{b}_x \rangle = \langle \hat{b}_{xn} \rangle_n, \quad (26)$$

and find in the thermodynamic limit  $n \rightarrow \infty$ ,

$$\langle \langle \hat{a}_x \rangle, \langle \hat{b}_x \rangle \rangle = \begin{cases} (0, 0) & z_1, z_2 \geq 1/2 \\ (\rho(z_1), 0) & z_1 < 1/2, \quad z_2 > z_1 \\ (0, \rho(z_2)) & z_2 < 1/2, \quad z_1 > z_2 \end{cases} \quad (27)$$

with

$$\rho(z) = \frac{1 - 2z}{1 - z}. \quad (28)$$

In this limit, these numbers are independent of  $x$  except on the line  $z_1 = z_2 = z$  where we find

$$\langle \langle \hat{a}_x \rangle, \langle \hat{b}_x \rangle \rangle = (\rho(z)(1 - x), \rho(z)x). \quad (29)$$

The total number of contacts above and below are denoted by  $\langle \hat{a} \rangle$  and  $\langle \hat{b} \rangle$  respectively, and the corresponding thermodynamic densities can be calculated through derivatives of the grand potential,

$$a = \lim_{n \rightarrow \infty} \frac{\langle \hat{a} \rangle}{n} = 1 + z_1 \frac{\partial \omega}{\partial z_1}, \quad b = 1 + z_2 \frac{\partial \omega}{\partial z_2}. \quad (30)$$

Note that  $\omega$  is not everywhere differentiable. If  $\omega$  is not differentiable in a point  $z_*$  we define

$$z_* \frac{\partial \omega}{\partial z}(z_*) = \lim_{\varepsilon \rightarrow 0} \frac{1}{2} \left( (z_* - \varepsilon) \frac{\partial \omega}{\partial z}(z_* - \varepsilon) + (z_* + \varepsilon) \frac{\partial \omega}{\partial z}(z_* + \varepsilon) \right). \quad (31)$$

With this definition, (30) is valid everywhere. Because we average over the position of the domain wall, the densities  $a$  and  $b$  are not independent. Their values can be easily calculated and are given by,

$$(a, b) = \begin{cases} (0, 0) & z_1, z_2 \geq 1/2 \\ (\rho(z_1), 0) & z_1 < 1/2, z_2 > z_1, \\ (0, \rho(z_2)) & z_2 < 1/2, z_1 > z_2 \\ (\rho(z)/2, \rho(z)/2) & z_1 = z_2 = z \leq 1/2. \end{cases} \quad (32)$$

Notice that either both densities are equal or only one of the two does not vanish. This means that effectively one sees only one density. We thus find that for  $z_1, z_2 > 1/2$  the walk is entirely desorbed from the interface. When  $z_1 < 1/2$  and  $z_2 > z_1$  the walk is adsorbed above the interface, the contact density  $a$  is nonzero, while it is desorbed below and vice versa when  $z_2 < 1/2$  and  $z_1 > z_2$ , see Figure 2.

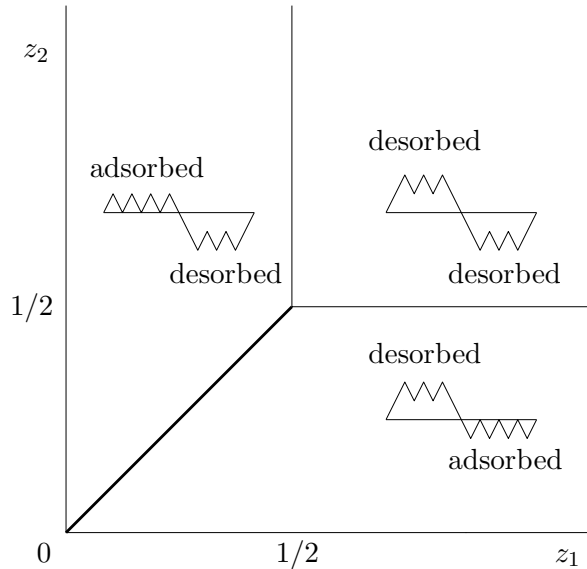


Figure 2: Phase diagram of the walk model.

The grand potential (23) is non-analytic at the lines  $z_1 = 1/2$  when  $z_2 \geq z_1$  and  $z_2 = 1/2$  when  $z_1 \geq z_2$ . There is also a singularity at the line  $z_1 = z_2 = z$  when  $z < 1/2$ . These lines therefore indicate phase boundaries. There is a first-order phase transition along the line  $z_1 = z_2 = z$  for  $z < 1/2$  along which the mirror symmetry of the system is spontaneously broken. The sum of the two densities  $r = a + b$  varies continuously across the line but their difference  $d = a - b$  is discontinuous.

Above the line  $z_2 = 1/2$  ( $z_1 \geq z_2$ ) the densities of contact points  $a = \langle \hat{a} \rangle / n$  and  $b = \langle \hat{b} \rangle / n$  vanish as  $n \rightarrow \infty$ . Approaching the line  $z_2 = 1/2$  from above, the number of contacts  $\langle \hat{b} \rangle$  diverges like

$$\langle \hat{b} \rangle \sim \frac{1}{2z_2 - 1}, \quad (33)$$

where we have used (20). Using the same equation, on the critical line  $z_2 = 1/2$  we get

$$b \sim n^{-1/2} = n^{-\phi}, \quad (34)$$

and below the critical line

$$b \sim 1 - 2z_2 = (1 - 2z_2)^{1/\phi-1}. \quad (35)$$

A similar behaviour is obtained for the line  $z_1 = 1/2$  when  $z_2 \geq z_1$  and if we replace the density  $b$  by  $a$ . The critical behavior (33) and (35) as well as the finite-size scaling behavior (34) characterize a special surface phase transition [24] with a single critical exponent  $\phi = 1/2$ . A similar exponent is found in other equilibrium problems with long range interactions [23]. The interest in discussing the phase diagram comes from the fact that it gives another physical interpretation of the phase transitions observed in TASEP.

We conclude this section with a description of the model using the canonical ensemble. We now consider  $a$  and  $b$  as free parameters. The canonical free energy per site for given values of  $a$  and  $b$  can be calculated from the grand potential  $\omega(z_1, z_2)$ ,

$$f(a, b) = \sup_{z_1, z_2} ((1 - a) \log z_1 + (1 - b) \log z_2 + \omega(z_1, z_2)), \quad (36)$$

from which we find

$$f(a, b) = \max\{g(a, b), g(b, a)\}, \quad (37)$$

$$g(a, b) = (1 - a - b) \log(1 - a) - (2 - a - b) \log(2 - a). \quad (38)$$

This result can be conveniently rewritten using  $r = a + b$  and  $d = a - b$  as

$$f(a, b) = (1 - r) \log \left( 1 - \frac{r + |d|}{2} \right) - (2 - r) \log \left( 2 - \frac{r + |d|}{2} \right). \quad (39)$$

### 3.3 Connection with the totally asymmetric simple exclusion process

In [16] the stationary state of the TASEP was constructed using equivalent representations of the DEHP algebra. The reduced normalisation calculated using this method is equal to the partition sum of the OTW model, given by (16), if the boundary rates of the TASEP are replaced by the contact fugacities of the OTW model. In this section we show more precisely how the OTW model of Section 3.1 is related to the TASEP.

Following an observation by Brak and Essam [28] (see also [30]) that the different equivalent representations of the DEHP algebra can be interpreted as transfer matrices for various lattice walk models, we construct a new representation which will give the transfer matrix for the OTW model.

#### 3.3.1 Transfer matrix formalism

The OTW model can be described using a transfer matrix formalism. We will show that the partition function  $\tilde{Z}_n(z_1, z_2)$  can be written in the following form

$$\tilde{Z} = \langle L | T^n | R \rangle, \quad (40)$$

where  $T$  is the transfer matrix. We introduce a two-step transfer matrix  $T = T^o T^e$ , where

$$T^o = \begin{pmatrix} D_1 & S \\ 0 & D_2 \end{pmatrix}, \quad T^e = \begin{pmatrix} E_1 & 0 \\ 0 & E_2 \end{pmatrix}. \quad (41)$$

The matrices  $D_1$  and  $E_1$  will act as transfer matrices for the walk above the x-axis, and  $D_2$  and  $E_2$  for the walk below the x-axis. The upper triangular form of  $T^o$  ensures then that the walk can cross the x-axis only once. We will now describe the transfer matrices in detail.

The matrix element  $(D_1)_{ij}$  for  $j \geq 2$  is the weight of an edge from a point with height  $y = 2i - 2$  to a point with height  $2j - 3$ . The first column of  $D_1$  is auxiliary whose meaning will become clear later. Similarly,  $(D_2)_{ij}$  for  $j \geq 2$  denotes the weight of an edge from a point with height  $y = 2 - 2i$  to a point with height  $3 - 2j$  and the first column is again auxiliary. If the ket  $|n\rangle$  represents the height  $n$ , the matrices  $D_1$ ,  $D_2$  and  $S$  are given in terms of projectors as,

$$D_1 = \sum_{n=0}^{\infty} (|2n\rangle + |2n+2\rangle) \langle 2n+1|, \quad (42)$$

$$D_2 = x_1 |0\rangle \langle u| + \sum_{n=0}^{\infty} (|-2n\rangle + |-2n-2\rangle) \langle -2n-1|, \quad (43)$$

$$S = x_2 |0\rangle \langle u| + |0\rangle \langle -1|, \quad (44)$$

where  $|u\rangle$  denotes an auxiliary ket vector. Explicitly, the matrices  $D_1$  and  $D_2$  are given by,

$$D_1 = \begin{pmatrix} 0 & 1 & 0 & 0 & 0 \\ 0 & 1 & 1 & 0 & 0 \\ 0 & 0 & 1 & 1 & 0 \\ 0 & 0 & 0 & 1 & \ddots \\ 0 & 0 & 0 & 0 & \ddots \end{pmatrix}, \quad D_2 = \begin{pmatrix} x_1 & 1 & 0 & 0 & 0 \\ 0 & 1 & 1 & 0 & 0 \\ 0 & 0 & 1 & 1 & 0 \\ 0 & 0 & 0 & 1 & \ddots \\ 0 & 0 & 0 & 0 & \ddots \end{pmatrix}, \quad (45)$$

and the matrix  $S$  is given by,

$$S = \begin{pmatrix} x_2 & 1 & 0 & 0 & 0 \\ 0 & 0 & 0 & 0 & 0 \\ 0 & 0 & 0 & 0 & 0 \\ 0 & 0 & 0 & 0 & \ddots \\ 0 & 0 & 0 & 0 & \ddots \end{pmatrix}. \quad (46)$$

The parameters  $x_1$  and  $x_2$  are arbitrary and will not enter the partition sum. For simplicity we could therefore set them to zero, but we will need them later for another reason (see equation (57)).

The matrix element  $(E_1)_{ij}$  for  $i \geq 2$  is the weight of an edge from a point with height  $y = 2i - 3$  to a point with height  $2j - 2$ . The first row of  $E_1$  is auxiliary. Similarly,  $(E_2)_{ij}$  for  $i \geq 2$  denotes the weight of an edge from a point with height  $y = 3 - 2i$  to a point with height  $2 - 2j$  and its first row is again auxiliary. In terms of projectors, the matrices  $E_1$  and  $E_2$  are given by,

$$E_1 = x_3 |u\rangle\langle 0| + z_1^{-1} |1\rangle\langle 0| + \sum_{n=1}^{\infty} (|2n-1\rangle + |2n+1\rangle) \langle 2n|, \quad (47)$$

$$E_2 = z_2^{-1} |-1\rangle\langle 0| + \sum_{n=1}^{\infty} (|-2n-1\rangle + |-2n+1\rangle) \langle -2n|. \quad (48)$$

Explicitly, they are given by,

$$E_1 = \begin{pmatrix} x_3 & 0 & 0 & 0 & 0 \\ z_1^{-1} & 1 & 0 & 0 & 0 \\ 0 & 1 & 1 & 0 & 0 \\ 0 & 0 & 1 & 1 & 0 \\ 0 & 0 & 0 & \ddots & \ddots \end{pmatrix}, \quad E_2 = \begin{pmatrix} 0 & 0 & 0 & 0 & 0 \\ z_2^{-1} & 1 & 0 & 0 & 0 \\ 0 & 1 & 1 & 0 & 0 \\ 0 & 0 & 1 & 1 & 0 \\ 0 & 0 & 0 & \ddots & \ddots \end{pmatrix}, \quad (49)$$

Also here, the parameter  $x_3$  is arbitrary and will not enter the partition sum.

To indicate that walks can only start and end at height 0 we furthermore define the vectors  $\langle L| = ({}_1\langle L|, {}_2\langle L|)$  and  $|R\rangle = (|R\rangle_1, |R\rangle_2)$ , such that

$$\begin{aligned} {}_1\langle L| &= \langle 0| = (1, 0, 0, \dots), & {}_2\langle L| &= 0, \\ |R\rangle_1 &= |0\rangle = (1, 0, 0, \dots), & |R\rangle_2 &= |0\rangle = (1, 0, 0, \dots). \end{aligned} \quad (50)$$

It is straightforward to check that the partition sum (16) of all walks of length  $2n$  can be expressed as (40).

We end this section by defining the even and odd identity matrices for future convenience,

$$I^{\text{o,e}} = \begin{pmatrix} I_1^{\text{o,e}} & 0 \\ 0 & I_2^{\text{o,e}} \end{pmatrix}, \quad (51)$$

where

$$I_1^{\text{o}} = |0\rangle\langle u| + \sum_{n=1}^{\infty} |2n\rangle\langle 2n-1|, \quad I_2^{\text{o}} = |0\rangle\langle u| + \sum_{n=1}^{\infty} |-2n\rangle\langle -2n+1|, \quad (52)$$

$$I_1^{\text{e}} = |u\rangle\langle 0| + \sum_{n=1}^{\infty} |2n-1\rangle\langle 2n|, \quad I_2^{\text{e}} = |u\rangle\langle 0| + \sum_{n=1}^{\infty} |-2n+1\rangle\langle -2n|. \quad (53)$$

### 3.3.2 The TASEP revisited

The asymmetric simple exclusion process in continuous time is a particle hopping model with excluded volume in one dimension, where particles hop from the left to the right with rate 1. In the presence of open boundaries, the input rate of particles on the left of the system is  $\alpha$  and the output rate on the right is  $\beta$ , see Fig. 3.

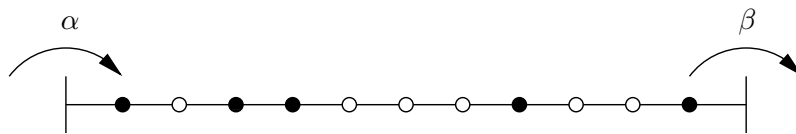


Figure 3: Sample TASEP configuration. Particles enter the system from the left with rate  $\alpha$  and leave from the right with rate  $\beta$ . Particles hop in the bulk from left to right with rate 1.

If the  $\tau_i \in \{0, 1\}$  denotes the presence or absence of a particle, one would for example like to know the probability  $P(\tau_1, \tau_2, \dots, \tau_n)$  to find a system in configuration  $\{\tau_1, \tau_2, \dots, \tau_n\}$  in the long time limit. In this limit, all these probabilities are stationary, and in [15] this stationary state was calculated exactly. In [16] it was shown that this

solution can be conveniently expressed in a matrix product form,

$$P(\tau_1, \dots, \tau_n) = \frac{1}{\tilde{Z}_n} \langle W | \prod_{i=1}^n (\tau_i D + (1 - \tau_i) E) | V \rangle, \quad (54)$$

where the normalisation  $\tilde{Z}_n$  is given by

$$\tilde{Z}_n = \langle W | (D + E)^n | V \rangle, \quad (55)$$

and the matrices  $D$  and  $E$ , and the vectors  $\langle W |$  and  $|V\rangle$  are a representation of the so-called DEHP algebra,

$$\begin{aligned} DE &= D + E \\ D|V\rangle &= \frac{1}{\beta}|V\rangle \\ \langle W|E &= \frac{1}{\alpha}\langle W|. \end{aligned} \quad (56)$$

From the result (16) one may already have inferred that the partition sum of the OTW model is equal to the normalisation of the stationary state of the asymmetric simple exclusion process (ASEP) with open boundaries [15]. The fugacities  $z_1$  and  $z_2$  are then identified with the in- and output rates  $\alpha$  and  $\beta$  respectively. Indeed, if we set the parameters  $x_i$  to the values,

$$x_1 = z_2^{-1}, \quad x_2 = z_2^{-1}, \quad x_3 = z_1^{-1}, \quad (57)$$

we find that the transfer matrices  $T^o$  and  $T^e$ , and the vectors  $\langle L |$  and  $|R\rangle$  constitute the following representation of the DEHP algebra (56),

$$D = T^o I^e, \quad E = I^o T^e, \quad |V\rangle = |R\rangle, \quad \langle W| = \langle L|. \quad (58)$$

Various representations of [16] for the DEHP matrices were used as transfer matrices in [28] to find bijections between several different path problems. Here we remark that this interpretation of the DEHP matrices allows to express a stationary nonequilibrium probability distribution in terms of an equilibrium distribution. Among other things, this has the consequence that the thermodynamics of the nonequilibrium model is prescribed by standard equilibrium thermodynamics.

The TASEP can be formulated using a transition matrix, see e.g. [16]. The normalisation as defined by (55) is not equal to that calculated from the cofactors of this transition matrix using the results of Section 2. In this approach, for each system size, all the cofactors have a common factor which is a nontrivial polynomial. As hinted at in Section 2, we believe that this common factor will not give rise to additional singularities for positive

real rates in the thermodynamic limit. For example, upon introduction of inhomogeneities in the transition rates, the cofactors will no longer have a common factor. However, if these inhomogeneities are small enough the physical properties of the system should remain the same. Moreover, we believe that a common factor is nonzero in the space of complex rates if the real parts of all the rates are positive. This is called the half-plane property, see e.g. [31]. We have checked this for small system sizes in the case of the TASEP. In the spirit of the Lee-Yang theory it implies that the common factor does not develop singularities in the thermodynamic limit for positive real rates and hence it will not influence the phase diagram, except perhaps at the origin.

### 3.4 OTW-TASEP relation

In this section we show how the TASEP current and density can be related to the equilibrium densities of the OTW model.

#### 3.4.1 Current

The TASEP current operator is given by,

$$\hat{J} = (T^o I^e)(I^o T^e). \quad (59)$$

The average value,

$$J_{n,i} = \langle \hat{J}_i \rangle_n = \frac{1}{\tilde{Z}_n} \langle L | T^{i-1} \hat{J} T^{n-i-1} | R \rangle_n, \quad (60)$$

has the following meaning in the path problem. The two identity matrices in (59) have, above the x-axis, the effect of forcing an upstep between column  $2i - 1$  and  $2i$  and a downstep between  $2i$  and  $2i + 1$ . Below the  $x$  axis they have the effect of forcing a downstep between column  $2i - 1$  and  $2i$  and an upstep between  $2i$  and  $2i + 1$ . Therefore,  $J_i$  is the average number of paths that have a local maximum above or a local minimum below the x-axis between columns  $2i - 1$  and  $2i + 1$ . The pieces of the path before and after these local extrema can be concatenated to obtain a path of length  $2n - 2$ . Since the local extrema may occur at any height, we thus obtain all paths of length  $2n - 2$  and therefore

$$J_{n,i} = J_n = \frac{\tilde{Z}_{n-1}}{\tilde{Z}_n}, \quad (61)$$

independent of  $i$ . In the OTW model, the current corresponds to the pressure, since it is essentially the volume derivative of the grand potential. The value of the current

$$J = \lim_{n \rightarrow \infty} J_n, \quad (62)$$



in the various parts of the phase diagram is

$$J = \begin{cases} 1/4 & z_1, z_2 \geq 1/2 \\ z_1(1 - z_1) & z_1 < 1/2, z_2 > z_1 \\ z_2(1 - z_2) & z_2 < 1/2, z_1 > z_2 \end{cases} \quad (63)$$

### 3.4.2 Density

The contact operators can be given in terms of projectors,

$$\hat{a}_i = |1\rangle_{2i-1}\langle 0|_{2i}, \quad \hat{b}_i = |-1\rangle_{2i-1}\langle 0|_{2i}, \quad (64)$$

so that the contact number operators can be rewritten as

$$\hat{a} = \sum_{i=1}^n \hat{a}_i, \quad \hat{b} = \sum_{i=1}^n \hat{b}_i. \quad (65)$$

The TASEP density operator  $\hat{\tau}_i$  also has an expression in terms of the projectors of the OTW model. The operator  $\hat{\tau}_i$  is obtained by putting the matrix  $I^e$  instead of  $T^e$  at position  $2i$

$$\hat{\tau}_i = I^e(2i). \quad (66)$$

This has the effect that between columns  $2i - 1$  and  $2i$  each walk above the x-axis must go up. Walks below the x-axis must go down between these columns at all heights except  $y = -1$ , where it also may go up. From the result of Derrida et al. [16], or from a combinatorial argument [28] it follows that the expectation value  $\langle \hat{\tau}_i \rangle$  can be written as

$$\langle \hat{\tau}_i \rangle_n = \frac{1}{\tilde{Z}_n(z_1, z_2)} \left[ \sum_{p=0}^{n-i-1} C_p \tilde{Z}_{n-p-1}(z_1, z_2) + \frac{1}{z_2} \tilde{Z}_{i-1}(z_1, z_2) \tilde{Z}_{n-i}(\infty, z_2) \right], \quad (67)$$

where we have used (14) and (16). Using the expression for the expectation values of the contacts  $\langle \hat{a}_i \rangle_n$  and  $\langle \hat{b}_i \rangle_n$ , see eqs. (24) and (25), we find

$$\langle \hat{\tau}_i \rangle_n = \sum_{p=0}^{n-i-1} C_p \prod_{j=0}^p J_{n-j} + \frac{1}{z_2} J_{n-1} \langle \hat{b}_{i-1} \rangle_{n-1}, \quad (68)$$

and with the particle-hole symmetry of the TASEP this is equivalent to

$$\langle \hat{\tau}_i \rangle_n = 1 - \sum_{p=0}^{i-2} C_p \prod_{j=0}^p J_{n-j} - \frac{1}{z_1} J_{n-1} \langle \hat{a}_{i-1} \rangle_{n-1}. \quad (69)$$

Equations (68) and (69) give the relations between the local densities of the OTW model and the TASEP. Combining (68) and (69) we find

$$\langle \hat{\tau}_i \rangle_n = \frac{1}{2} \left[ 1 + \sum_{p=i-1}^{n-i-1} C_p \prod_{j=0}^p J_{n-j} + J_{n-1} \left( \frac{1}{z_2} \langle \hat{b}_{i-1} \rangle_{n-1} - \frac{1}{z_1} \langle \hat{a}_{i-1} \rangle_{n-1} \right) \right]. \quad (70)$$

In the bulk, the second term in the right hand side of (70) vanishes in the thermodynamic limit. We thus find that in each part of the phase diagram the following relation between the TASEP bulk density  $\rho$  and current  $J$ , and the equilibrium densities  $a$  and  $b$  is satisfied,

$$\frac{2\rho - 1}{J} = \frac{b}{z_2} - \frac{a}{z_1}, \quad (71)$$

where  $z_1 = \alpha$ ,  $z_2 = \beta$  and  $a$  and  $b$  are given by (32).

### 3.5 The partially asymmetric exclusion process

The TASEP can be extended with a nonzero rate  $q$  for back-hopping. The resulting model is called the partially asymmetric simple exclusion process (PASEP). Exact results for the symmetric case ( $q = 1$ ) are given in [32] and the stationary state of the general PASEP can be found using a matrix method as well [20, 21]. To the rate  $q$  will now correspond a “number of particles”  $N(q)$ , not present in the TASEP. For the forward bias regime ( $q < 1$ ) the phase structure is similar to the TASEP model, we are interested in a new phenomenon which occurs in the vicinity of  $q = 1$ . One finds

$$\begin{aligned} N(q) &= \frac{q}{1-q} n + O(\log n), & q < 1, \quad \alpha, \beta > (1-q)/2 \\ N(q) &= \frac{1}{4} n^2 + O(n), & q > 1 \end{aligned} \quad (72)$$

This implies a change of the volume when the transition rate  $q$  changes. We notice that the density  $\rho(q) = N(q)/n$  defined for  $q < 1$  diverges for a finite value of  $q$ , namely  $q = 1$ . For  $q > 1$  we have to redefine the density as  $\rho(q) = N(q)/n^2$ . This density turns out to be independent of the fugacity. A change of the volume was observed also in TASEP at the phase transition between the disordered state and the maximum current state. The latter phase transition could be interpreted as a special surface phase transition known in polymer physics (the number of “particles” were either proportional with the size of the system or independent of the size of the system). Equation (72) describes a different phase transition since the number of “particles” are either proportional with the size of the system or with the square of the size of the system. We expect therefore that a simple extension of the OTW model could explain what one observes. This is indeed the

case. In the new model, a walk gets height dependent step weights. One can formulate a thermodynamical theory, analogous to that of a heterogeneous gas in a gravitational field [33] and obtain a partition function equal to the normalisation factor of [21]. For  $q > 1$  the OTW model is genuinely two-dimensional, and has therefore a volume of order  $n^2$ . For  $q < 1$  the system undergoes a bulk phase transition and the only contributions to the grand potential now come from the surface, i.e. the system becomes one-dimensional. As in the TASEP, for  $q < 1$  the system may undergo further phase transitions through enhancement of the surface chemical potentials. This is indeed the what happens and we find the adsorption-desorption transitions discussed in Section 3.2.

## 4 Conclusion

In a previous paper [14] we have shown that a properly chosen normalisation factor of the probability distribution function describing the stationary state of the “raise and peel” one-dimensional model is given by the partition function of the two-dimensional ice model with domain-wall boundary conditions – an equilibrium problem with nonlocal interactions. This connection was proven for small systems but there are good reasons [34] to believe that this conjecture is valid for any size of the system. It turns out that the same way to choose the normalisation factor was suggested in a general framework by Blythe and Evans [8] and shown to be useful in order to use the Lee-Yang approach to non-equilibrium problems. This brought us to have a closer look at the problem. We have first noticed that the “number of particles” associated with various rates are non-decreasing functions of the rates seen as fugacities. This allows, as in equilibrium problems, to determine directly the phase diagram of a model, once the normalisation factor is known. This observation suggests, obviously, that one can try approximative approaches like finite-size scaling or power expansions to determine the nature of the phase transition in the case when the normalisation factor is not known exactly for all sizes.

We have also shown, in the example of TASEP that, as in the “raise and peel” model, the normalisation factor can be understood as a partition function of a two-dimensional equilibrium model: the one-transit walk model. We also think that the correspondence between normalisation factors of one-dimensional stationary states and two-dimensional equilibrium problems with nonlocal interactions is of a more general validity.

## Acknowledgement

Our warm thanks go to Erel Levine and Martin Evans for reading the manuscript and to David Mukamel for discussions. Financial support from the Australian Research Council and the European Commission network HPRN-CT-2002-00325 is gratefully acknowledged.

## A The normalisation as a homogeneous polynomial

The normalisation of a stationary state of any stochastic (Markov) process can always be interpreted as a polynomial in the rates with positive coefficients, i.e. it has the form of a generating function. By the Cauchy-Schwartz inequality, the negative logarithm of this generating function is therefore convex and its derivatives with respect to the rates are proper “particle” numbers, i.e. the second derivatives are positive.

The statement above is implied by the matrix-tree theorem [11, 13, 12]. Here we show a simple proof which can be found in a slightly different version in [22].

**Lemma 1** *Let  $H$  be a matrix with off-diagonal elements  $H_{ab} = -r_{ab}$  and such that all columns add up to zero,  $\sum_a H_{ab} = 0$ . Assume that  $H$  has a unique largest eigenvalue equal to 0.*

- a) *The cofactors  $X(a, b)$  are constant for each column, i.e. they do not depend on  $a$ .*
- b) *The eigenvector corresponding to the largest eigenvalue 0 is a polynomial in the rates  $r_{ab}$  with positive coefficients.*

Proof.

Let  $H(a, b)$  be the matrix corresponding to  $H$  with the  $a$ th row and  $b$ th column removed. The cofactor  $X(a, b)$  is then defined by,

$$X(a, b) = (-1)^{a+b} \det H(a, b). \quad (73)$$

Using row operations that do not change the determinant, and because of the special properties of  $H$ , it is not difficult to transform  $H(a, b)$  into  $H(b, b)$ , and hence  $X(a, b) = X(b, b)$  for all  $a$ .

Because the eigenvalue 0 is unique and,

$$0 = \det H = \sum_b H_{ab} X(a, b) = \sum_b H_{ab} X(b, b), \quad (74)$$

the elements of the eigenvector corresponding to the eigenvalue 0 are given by the cofactors  $X(b, b)$ . Each such cofactor is of the form

$$X(b, b) = \sum_{\pi} N(\pi_1, \dots, \pi_{b-1}, \pi_{b+1}, \dots, \pi_n) \prod_{\substack{c=1 \\ c \neq b}}^n r_{\pi_c, c}, \quad (75)$$

where the sum is over any permutation  $\pi = \{\pi_1, \dots, \pi_{b-1}, \pi_{b+1}, \dots, \pi_n\}$  of  $\{1, \dots, b-1, b+1, \dots, n\}$  and  $N(\pi) \in \mathbb{Z}$ . We now show that in fact  $N(\pi) \in \{0, 1\}$ , hence proving assertion b) of Lemma 1.

Let  $r_{\rho_a, a} = 1$  for a particular permutation  $\rho$ , and all other  $r_{ac} = 0$ . From (75) we then see that  $N(\rho_1, \dots, \rho_{b-1}, \rho_{b+1}, \dots, \rho_n)$  is the determinant of a matrix which we will call  $H(b, b, \rho)$ . If  $\rho_a \neq b$  for all  $a = 1, \dots, b-1, b+1, \dots, n$ , the columns of  $H(b, b, \rho)$  all add up to zero and  $\det H(b, b, \rho) = 0$ . If on the other hand  $\rho_a = b$  for a particular  $a = a^*$ , then  $H(b, b, \rho)$  contains zeros in the column corresponding to  $a^*$  except for the diagonal element which is 1. By deleting the column and row of  $H(b, b, \rho)$  corresponding to  $a^*$  we find again a matrix of the form of  $H(b, b, \rho)$  but with one dimension less. The result thus follows by expanding the determinant with respect to the column corresponding to  $a^*$  and induction on  $n$ .

## References

- [1] Derrida B, Lebowitz J L and Speer E R 2001 Free energy functional for nonequilibrium systems: An exactly solvable case *Phys. Rev. Lett.* **87** 150601; and references therein `cond-mat/0105110`
- [2] Bazhanov V V, Lukyanov S L and Zamolodchikov A B 1998 On nonequilibrium states in QFT model with boundary interaction *Nucl.Phys.* **B549** 529 `hep-th/9812091`
- [3] Arndt P F, Heinzl T and Rittenberg V 1998 First-order phase transitions in one-dimensional steady states *J.Stat.Phys.* **90** 783
- [4] Arndt P F 2000 Yang-Lee theory for a nonequilibrium phase transition *Phys.Rev.Lett* **84** 814
- [5] Arndt P F, Dahmen S R and Hinrichsen H 2001 Directed percolation, fractal roots and the Lee-Yang theorem *Physica A* **295** 128
- [6] Dammer S M, Dahmen S R and Hinrichsen H 2001 Directed percolation and the golden ratio *J. Phys A* **21** 3193 `cond-mat/0106396`
- [7] Blythe R A and Evans M R 2002 Lee-Yang zeros and phase transitions in nonequilibrium steady states *Phys. Rev. Lett.* **89** 080601 `cond-mat/0204421`
- [8] Blythe R A and Evans M R 2003 The Lee-Yang theory of equilibrium and nonequilibrium phase transitions `cond-mat/0304120` and references therein
- [9] Blythe R A 2001 Nonequilibrium phase transitions and dynamical scaling regimes *PhD thesis* (University of Edinburgh) `www.ph.ed.ac.uk/cmatter/links/rab-thesis`
- [10] Blythe R A and Evans M R 2001 Nonequilibrium dynamics in low dimensional systems *Physica A* **313** 110 `cond-mat/0110630`

- [11] Sylvester J J 1855 On the change of systems of independent variables *Quart. J. Pure Appl. Math.* **1** 42
- [12] Chaiken S 1982 A combinatorial proof of the all minors matrix tree theorem *SIAM J. Alg. Discr. Meth.* **3** 319
- [13] Chen W K 1976 *Applied graph theory* (North-Holland, Amsterdam)
- [14] De Gier J, Nienhuis B, Pearce P A and Rittenberg V 2003 The raise and peel model of a fluctuating interface [cond-mat/0301430](#) and references therein; to appear in *J. Stat. Phys.*
- [15] Derrida B, Domany E and Mukamel D 1992 An exact solution of a one-dimensional asymmetric exclusion model with open boundaries *J. Stat. Phys.* **69** 667
- [16] Derrida B, Evans M R, Hakim V and Pasquier V 1993 Exact solution of a 1D asymmetric exclusion model using a matrix formulation *J. Phys. A* **26** 1493
- [17] Schütz G and Domany E 1993 Phase transitions in an exactly soluble one-dimensional exclusion process *J. Stat. Phys.* **72** 277
- [18] Derrida B 1998 An exactly soluble non-equilibrium system: the asymmetric exclusion process *Phys. Rep.* **301** 65; and references therein
- [19] Schütz G 2000 Exactly solvable models for many-body systems far from equilibrium *Phase transitions and Critical Phenomena* vol 19, ed Domb C and Lebowitz J (New York: Academic); and references therein
- [20] Sasamoto T 1999 One-dimensional partially asymmetric exclusion process with open boundaries: orthogonal polynomials approach *J. Phys A* **32** 7109
- [21] Blythe R A, Evans M R, Colaiori F and Essler F H L 2000 Exact solution of a partially asymmetric exclusion model using a deformed oscillator algebra *J. Phys. A* **33** 2313 [cond-mat/9910242](#)
- [22] Seneta E 1981 *Non-negative matrices and Markov-chains* second edition, Springer New York.
- [23] Brak R, Essam J W and Owczarek 1998 New results for directed vesicles and chains near an attractive wall *J. Stat. Phys.* **93** 155; 2001 Scaling analysis for the absorption transition in a watermelon network of  $n$  directed non-intersecting walks *J. Stat. Phys.* **102** 997
- [24] Binder K 1983 *Phase transitions and critical phenomena* **8** 2 eds. Domb C and Lebowitz J L (Academic Press Inc. London)

- [25] Derrida B, Lebowitz J L and Speer E R 2002 Exact free energy functional for a driven diffusive open stationary nonequilibrium system, *Phys. Rev. Lett.* **89** 30601 `cond-mat/0203161`
- [26] Derrida B, Lebowitz J L and Speer E R 2003 Exact Large Deviation Functional of a Stationary Open Driven Diffusive System: The Asymmetric Exclusion Process *J. Stat. Phys.* **110** 775 `cond-mat/0205353`
- [27] Kolomeisky A, Schütz G M, Kolomeisky E B and Straley J P 1998 Phase diagram of one-dimensional driven lattice gases with open boundaries *J. Phys. A* **31** 6911
- [28] Brak R and Essam J W 2003 Asymmetric exclusion model and weighted lattice paths *preprint* submitted to *J. Phys. A*.
- [29] Brak R and Essam J W 2001 Return polynomials for non-intersecting paths above a surface on the directed square lattice *J. Phys. A* **34** 10763
- [30] Derrida B, Enaud C and Lebowitz J L 2003 The asymmetric Exclusion Process and Brownian Excursions `cond-mat/0306078`
- [31] Choe Y-B, Oxley J G, Sokal A D and Wagner D G 2002 Homogeneous multivariate polynomials with the half-plane property `math.CO/0202034` and references therein; to appear in *Adv. Appl. Math.*
- [32] Sasamoto T, Mori S and Wadati M 1996 One-dimensional asymmetric exclusion model with open boundaries *J. Phys. Soc. Japan* **65** 2000
- [33] see e.g. Gibbs J W 1906 *The scientific papers of J. Willard Gibbs* vol 1, Longmans, Green and Company (reprinted 1961 Dover New York)
- [34] Pearce P A, Rittenberg V, de Gier J and Nienhuis B 2002 Temperley-Lieb stochastic processes *J. Phys. A* **35** L661 `math-ph/0209017`