

Nonequilibrium translational effects in evaporation and condensation

D.Bedeaux^{1,2}, S. Kjelstrup¹ and J.M. Rubi^{1,3}

¹Department of Chemistry, Norwegian University of Science and
Technology, Trondheim, 7491 Trondheim, Norway

²Leiden Institute of Chemistry, Leiden University,
PO Box 9502, 2300 RA Leiden, The Netherlands

³Departament de Física Fonamental, Facultat de Física,
Universitat de Barcelona, Diagonal 647, 08028 Barcelona, Spain

30th October 2018

Abstract

This paper shows how mesoscopic nonequilibrium thermodynamics can be applied to condensation and evaporation. By extending the normal set of thermodynamic variables with two internal variables, we are able to give a new theoretical foundation for a mechanism of condensation that has been proposed from molecular simulation results. The flux does not follow a simple Arrhenius formula for small activation energies which are relevant here.

1 Introduction

Evaporation and condensation has been well studied, and many theories exist for this important phenomenon. The theories are mostly rate theories. Kinetic theory has long played a central role [1]. With information about the condensation coefficient in this

theory, the mass and heat fluxes are determined. Recently Nagayama and Tsuruta [2] have given a derivation of the condensation coefficient using transition state theory [3]. They based their theory on molecular dynamics simulations of condensing particles [4], giving that the probability of a particle to condense increases with an increasing normal component of the velocity of the particle to the interface.

Common to rate theories [3] is that the driving forces of transport do not appear explicitly in the expression for the rate. Nonequilibrium thermodynamics gives, on the other hand, two independent forces for the case of condensation or evaporation of a one-component system. These are the chemical potential difference at constant temperature, and the difference in inverse temperature [5, 6]. In the nonequilibrium thermodynamic description of phase transition, the heat and mass fluxes are linear in these forces.

Rubi and coworkers [7, 8] developed mesoscopic nonequilibrium thermodynamics, following and generalizing the work described in de Groot and Mazur [9]. This method, which describes the system on the mesoscopic level, can give a more detailed thermodynamic foundation for rate processes. This is done by including more variables than are normal in a nonequilibrium thermodynamic description, for instance the velocity of the particles, an important variable in rate theories. By integrating the flux equations, which are now linear in the forces on the mesoscopic level, nonlinear flux-force relations are obtained.

Rate theories and nonequilibrium thermodynamics aim to describe the same phenomenon. It is therefore important to know the strength and weaknesses of the theories, and under which conditions they become equivalent. It is the main aim of this article to develop and apply mesoscopic nonequilibrium thermodynamics to evaporation and condensation. By developing the theory for this case, we hope to strengthen the thermodynamic basis for this important phenomenon. We shall present a detailed mesoscopic formulation, starting with the macroscopic one, in order to define proper boundary conditions. As new variables we introduce the condensation coordinate, called the reaction coordinate by Nagayama and Tsuruta, and the normal velocity of the particles as internal variables. By doing this we shall see that the earlier description using nonequilibrium thermodynamics for interfaces [5, 6] can be related to a richer, more detailed formulation. The new level

of description is also easier to compare to kinetic theory. This theory will appear then as a special case.

The paper is organized as follows. The nonequilibrium theory for the mesoscopic level is developed in section 2. We shall use the terminology used in de Groot and Mazur [9]. Boundary conditions are given for the fluxes along the internal coordinates. The result of the section is a new expression for the excess entropy production rate. In the 3rd section the description is restricted to stationary evaporation and condensation. This simplifies the expression for the excess entropy production rate considerably. The resulting flux equations are next given in section 4. For large enough times one may neglect inertial effects due to acceleration of particles. This leads to a simplified expression for the flux along the condensation coordinate. Leaving the effects of the thermal force to future work, we then proceed to neglect temperature differences across the interface. Integrating the resulting expression for the flux along the condensation coordinate over the internal variables, an expression is found for the condensation flux across the interface in the isothermal case. Our result for the condensation flux is discussed and compared to the corresponding ones found using simple kinetic theory and in the work by Nagayama and Tsuruta [2], in section 5. They are found to reproduce the results of both these cases. In the final section some conclusions are drawn.

2 The system on the macroscopic level

The system consists of a vapour in the presence of its liquid in a container of volume V . The interface is planar. On a macroscopic scale (say in μm), the vapor is located in the region with $x < 0$, while the liquid is located in the region with $x > 0$, see Fig.1a. The interface appears as a discontinuity on this scale, but with excesses in entropy, internal energy, and mass. This formulation is due to Gibbs [10]. In the absence of global equilibrium, there are gradients in temperature, T , and density, ρ , in the homogeneous liquid and vapour phases. Across the interface, there is also a local variation in the same quantities, as well as in the velocity distributions of the particles. This variation is, as Nagayama and Tsuruta [2] have shown, important for condensation.

The expression for the excess entropy production rate of the interface, in the presence of a temperature difference and a difference in chemical potential was given by Bedeaux and Kjelstrup [11]. For a one-component system we have:

$$\begin{aligned} \sigma^s = & J_q^{',g} \left[\frac{1}{T^s} - \frac{1}{T^g} \right] + J_q^{',l} \left[\frac{1}{T^l} - \frac{1}{T^s} \right] \\ & - J^g \left[\frac{\mu^s - \mu^g(T^s)}{T^s} \right] - J^l \left[\frac{\mu^l(T^s) - \mu^s}{T^s} \right] \end{aligned} \quad (1)$$

The flux of heat from the vapour into the interface is $J_q^{',g}$, while the one from the interface into the liquid is $J_q^{',l}$. The corresponding mass fluxes are J^g and J^l . When the independent fluxes are the measurable heat fluxes and the mass fluxes on the vapor and the liquid sides, the conjugate forces are the differences in inverse temperatures (from the interface to the vapour, and from the liquid to the interface) and the same differences for the chemical potentials at the temperature of the interface divided by the temperature of the interface. The superscripts g, s and l indicate values in the vapor, at the interface and in the liquid, respectively. The chemical potential in the interface is μ^s . When we write $\mu^g(T^s)$ it means that the chemical potential of the gas is taken at the temperature of the interface. When the chemical potential of the gas is taken at the temperature of the gas this is not separately indicated, thus $\mu^g = \mu^g(T^g)$. The frame of reference for the fluxes is the interface. For simplicity we do not consider fluxes along the interface in this paper.

3 Mesoscopic nonequilibrium thermodynamics

The purpose of this work is to provide a mesoscopic description of the process, in terms of internal variables characterising the transition states of the system, able to derive the kinetic law for the rate of condensation.

We shall replace the third and the fourth terms in Eq.(1) by a more detailed expression derived using two internal variables. The choice for internal variables is motivated by the work of Nagayama and Tsuruta [2]. We know from their work that the potential energy of condensing particles has a maximum in the interfacial region and that the velocity component normal to the interface is important for the likelihood of condensation. It is also known that the energy flux across the interface has maximum contribution

from potential energy in the interface [12]. In order to describe this, we introduce a coordinate γ for the degree of condensation. This coordinate is similar to the degree of reaction in transition state theory for chemical reactions [3]. By introducing the degree of condensation as a variable, one enlarges the space of the interface into an internal space, ranging from $\gamma = 0$ to $\gamma = 1$. This is illustrated in Fig.1b. In other words, we expand the interface in this coordinate (at $x = 0$). In the process, we must make sure that the boundary conditions are correct.

In Fig.1a the chemical potential has a separate value in the interface. The problem is to find the chemical potential in the interface as a continuous function of the internal coordinate, i.e. to find the function $\mu^s(\gamma)$. We need boundary conditions for the chemical potential that are compatible with Eq.(1). The boundaries for the chemical potential $\mu^s(\gamma)$ in the γ -space are naturally:

$$\frac{\mu^l}{T^l} = \frac{\mu^s(1)}{T^s} \quad \text{and} \quad \frac{\mu^s(0)}{T^s} = \frac{\mu^g}{T^g} \quad (2)$$

Additionally, the flux along the condensation coordinate, $J_\gamma^s(\gamma)$, must obey

$$J_\gamma^s(0) = J^g \quad \text{and} \quad J_\gamma^s(1) = J^l \quad (3)$$

We shall also use as internal coordinate, the component of the velocity normal to the interface, v which varies from $v = -\infty$ to $v = \infty$. The chemical potential will then be a function of both γ and v . The relation between $\mu^s(\gamma)$ and $\mu^s(\gamma, v)$ will be given in the next section. The flux along the internal coordinate v , J_v^s , is more commonly known as the acceleration of the particles. It satisfies the following boundary condition:

$$J_v^s(\gamma, -\infty) = 0 \quad \text{and} \quad J_v^s(\gamma, \infty) = 0 \quad (4)$$

We furthermore have

$$J_\gamma^s(\gamma) \equiv \int_{-\infty}^{\infty} dv J_\gamma^s(\gamma, v) \quad (5)$$

This means that the value of J_γ^s integrated over all velocities of the condensation coordinate is equal to the mass flux from the vapor into the interface. There is no contribution to the mass flux at infinitely high or low velocities at any coordinate γ .

3.1 The chemical potential in internal variable space

The variation in the excess entropy of the interface, s^s , in this mesoscopic description is given by

$$\delta s^s = \frac{1}{T^s} \delta u^s - \frac{1}{T^s} \int_0^1 d\gamma \int_{-\infty}^{\infty} dv \mu^s(\gamma, v) \delta f^s(\gamma, v) \quad (6)$$

The excess entropy of the interface is a function of the excess internal energy of the interface, u^s , and the probability, $f^s(\gamma, v)$, to find a mole of particles in the interfacial area with the internal variables γ and v , see [8]. As the equation shows, the derivatives of the entropy with respect to these variables are the inverse interface temperature, $1/T^s$, and the chemical potential, $\mu^s(\gamma, v)$, divided by the interface temperature, T^s . In the general case, with $f^s(\gamma, v)$, there is a probability for the particle to have a particular velocity. The velocity dependence is integrated out:

$$f^s(\gamma) \equiv \int_{-\infty}^{\infty} dv f^s(\gamma, v) \quad (7)$$

to give the probability distribution $f^s(\gamma)$. This distribution can be interpreted as the probability to find a mole of particles in the interfacial layer in Fig.1b with the internal variable γ (in mol/m³).

According to Gibbs entropy postulate [9], we can write that

$$\mu^s(\gamma, v) = RT^s \ln f^s(\gamma, v) + C^s(\gamma, v) \quad (8)$$

The potential function $C^s(\gamma, v)$, which depends on γ and v , may also depend on T^s . In equilibrium the entropy has a maximum for a given value of the temperature and it follows from Eq.(6), that the chemical potential is constant. We shall use the constant

$$\mu_{eq}^s(\gamma, v) = \mu^*(T_{eq}) - RT_{eq} \ln \left(\frac{2\pi RT_{eq}}{M} \right) \quad (9)$$

The first term to the right, $\mu^*(T_{eq})$, is the chemical potential of the saturated vapor, considered as the standard state. This chemical potential is independent of γ and v . The last term is minus two times the translational potential energy of one mole ideal gas.

Alternatively, we can use the Gibbs postulate for the description where the velocity coordinate has been integrated out. We then have

$$\mu^s(\gamma) = RT^s \ln f^s(\gamma) + C^s(\gamma) \quad (10)$$

In equilibrium, we have

$$\mu_{eq}^s(\gamma) = \mu^*(T_{eq}) - \frac{1}{2}RT_{eq} \ln \left(\frac{2\pi RT_{eq}}{M} \right) \quad (11)$$

The second contribution is half the value of that in Eq.(9). The relation between the two expressions for the chemical potentials, Eqs.(9) and (10), is found after determining the values of the functions $C^s(\gamma, v)$ and $C^s(\gamma)$, see Eq.(17) below. Those values $C^s(\gamma, v)$ and $C^s(\gamma)$ will be obtained from the probability distributions at equilibrium between liquid and vapour.

Consider first the determination of $C^s(\gamma, v)$. The probability varies with the kinetic energy of the particle which for a mole of particles, is given by $Mv^2/2$. We shall further assume that the particles are crossing a potential energy barrier along the condensation coordinate, $\phi(\gamma)$. The barrier is zero at the ends of the condensation coordinate, $\phi(0) = \phi(1) = 0$. In equilibrium, the probability distribution is then given by:

$$f_{eq}^s(\gamma, v) = \exp \left[\frac{\mu_{eq}^s(\gamma, v) - \phi(\gamma) - \frac{1}{2}Mv^2}{RT_{eq}} \right] \quad (12)$$

By substituting this equation and Eq.(9) into Eq.(8), we find

$$C^s(\gamma, v) = \phi(\gamma) + \frac{1}{2}Mv^2 \quad (13)$$

The function $C^s(\gamma, v)$ is illustrated in Fig.2. This part of the chemical potential has a small maximum along the γ -axis. Particles at the left of the barrier having higher velocities (and consequently higher values of C^s) can easily cross the barrier in γ -space going through decreasing values of the velocity coordinate. This shows that the velocity distribution of the particles plays an important role in condensation kinetics [2].

On the other hand, the probability distribution in the γ -space is:

$$f_{eq}^s(\gamma) = \exp \left[\frac{\mu_{eq}^s(\gamma) - \phi(\gamma)}{RT_{eq}} \right] \quad (14)$$

By substituting this equation and Eq.(11) into Eq.(10), we find

$$C^s(\gamma) = \phi(\gamma) \quad (15)$$

The expressions are now in accordance with each other. This can be seen by first substituting $f^s(\gamma, v)$ and $f^s(\gamma)$, as obtained from Eqs.(8) and (10), into Eq.(7). The

following identity is obtained:

$$\exp \left[\frac{\mu^s(\gamma) - C^s(\gamma)}{RT^s} \right] = \int_{-\infty}^{\infty} dv \exp \left[\frac{\mu^s(\gamma, v) - C^s(\gamma, v)}{RT^s} \right] \quad (16)$$

Dividing both sides by $\exp[-C^s(\gamma)/RT^s]$, and using Eqs.(13) and (15), this can be written as

$$\exp \left[\frac{\mu^s(\gamma)}{RT^s} \right] = \int_{-\infty}^{\infty} dv \exp \left[\frac{\mu^s(\gamma, v) - \frac{1}{2}Mv^2}{RT^s} \right] \quad (17)$$

Substitution of Eqs.(9) and (11) into this equation gives an identity. This relation explains the factor 1/2 in front of the last term in Eq.11, while there is a 1 in the equation before it.

The boundary values for the chemical potential in γ -space, can now be found using Eq.(14) and the expression for μ_{eq}^s . We obtain:

$$\begin{aligned} f_{eq}^s(0) &= \exp \left[\frac{\mu_{eq}^s(0)}{RT_{eq}} \right] = f_{eq}^s(1) = \exp \left[\frac{\mu_{eq}^s(1)}{RT_{eq}} \right] \\ &= \exp \left[\frac{\mu^*(T_{eq})}{RT_{eq}} - \frac{1}{2} \ln \left(\frac{2\pi RT_{eq}}{M} \right) \right] \equiv f^*(T_{eq}) \sqrt{\frac{M}{2\pi RT_{eq}}} \\ p^*(T_{eq}) &= RT_{eq} f^*(T_{eq}) \end{aligned} \quad (18)$$

The first equation says that the states with $\gamma = 0$ and 1 are identical at equilibrium, whereas the second equation assumes ideality.

In summary, we have given above two sets of chemical potential and corresponding probability distribution. In the most general case, the chemical potential is a continuous function of γ, v . In the other case it is a function of γ . The relationship between $\mu(\gamma, v)$ and $\mu(\gamma)$ was given by integrating the most general probability distribution function over v -space. An important consequence of the change in variables, is that the chemical potential in the state of equilibrium changes. As the number of internal variables increases the equilibrium state changes to lower values. With one internal variable, the chemical potential is lowered by half the kinetic energy of an ideal gas, with two internal variables it is lowered by twice this value.

3.2 The entropy production rate as a function of internal variables

We can now follow the normal procedure and find the entropy production rate in the variable space we are interested in. The procedure consists of combining the time rate of change of Gibbs equation with the balance equations. In the present case, there are three independent balance equations.

The balance equation for the probability distribution is

$$\frac{\partial f^s(\gamma, \mathbf{v})}{\partial t} = -\frac{\partial}{\partial \gamma} J_\gamma^s(\gamma, \mathbf{v}) - \frac{\partial}{\partial \mathbf{v}} J_\mathbf{v}^s(\gamma, \mathbf{v}) \quad (19)$$

By integrating this equation over the velocity coordinate, we obtain the balance equation for probability distribution along the condensation coordinate alone

$$\frac{\partial f^s(\gamma)}{\partial t} = -\frac{\partial}{\partial \gamma} J_\gamma^s(\gamma) \quad (20)$$

The conservation equation for internal energy is

$$\frac{du^s}{dt} = J_e^g - J_e^l \quad (21)$$

where each energy flux, J_e^g or J_e^l , is a sum of the measurable heat flux and the co-moving enthalpies, $J'_q + hJ$, on the vapor side and on the liquid side of the interface, respectively.

The balance for the entropy of the interface is

$$\frac{ds^s}{dt} = J_s^g - J_s^l + \sigma^s \quad (22)$$

where the entropy flux is given by $J_s = (J_e - \mu J)/T = J'_q/T + sJ$ in both bulk phases (with superscripts g and l , respectively).

The time rate of change of the interfacial entropy density is obtained from Eq.(6):

$$\frac{ds^s}{dt} = \frac{1}{T^s} \frac{du^s}{dt} - \frac{1}{T^s} \int_0^1 d\gamma \int_{-\infty}^{\infty} d\mathbf{v} \mu^s(\gamma, \mathbf{v}) \frac{\partial f^s(\gamma, \mathbf{v})}{\partial t} \quad (23)$$

By substituting Eqs.(19) and (21) into this equation, we find

$$\begin{aligned}
\frac{ds^s}{dt} &= \frac{1}{T^s} [J_e^g - J_e^l] \\
&+ \frac{1}{T^s} \int_0^1 d\gamma \int_{-\infty}^{\infty} dv \mu^s(\gamma, v) \left[\frac{\partial}{\partial \gamma} J_\gamma^s(\gamma, v) + \frac{\partial}{\partial v} J_v^s(\gamma, v) \right] \\
&= \frac{1}{T^s} [J_q^{',g} - J_q^{',l}] + \frac{1}{T^s} [h^g J^g - h^l J^l] \\
&+ \int_{-\infty}^{\infty} dv \frac{\mu^s(1, v)}{T^s} J_\gamma^s(1, v) - \int_{-\infty}^{\infty} dv \frac{\mu^s(0, v)}{T^s} J_\gamma^s(0, v) \\
&- \frac{1}{T^s} \int_0^1 d\gamma \int_{-\infty}^{\infty} dv J_\gamma^s(\gamma, v) \frac{\partial}{\partial \gamma} \mu^s(\gamma, v) \\
&- \frac{1}{T^s} \int_0^1 d\gamma \int_{-\infty}^{\infty} dv J_v^s(\gamma, v) \frac{\partial}{\partial v} \mu^s(\gamma, v) \tag{24}
\end{aligned}$$

where we have used partial integration and the fact that J_v^s is zero for $v = \pm\infty$. Comparing this equation with Eq.(22) we may identify the entropy production rate

$$\begin{aligned}
\sigma^s &= J_q^{',g} \left[\frac{1}{T^s} - \frac{1}{T^g} \right] + J_q^{',l} \left[\frac{1}{T^l} - \frac{1}{T^s} \right] \\
&+ \frac{1}{T^s} [\mu^g(T^s) J^g - \mu^l(T^s) J^l] \\
&+ \int_{-\infty}^{\infty} dv \frac{\mu^s(1, v)}{T^s} J_\gamma^s(1, v) - \int_{-\infty}^{\infty} dv \frac{\mu^s(0, v)}{T^s} J_\gamma^s(0, v) \\
&- \frac{1}{T^s} \int_0^1 d\gamma \int_{-\infty}^{\infty} dv J_\gamma^s(\gamma, v) \frac{\partial}{\partial \gamma} \mu^s(\gamma, v) \\
&- \frac{1}{T^s} \int_0^1 d\gamma \int_{-\infty}^{\infty} dv J_v^s(\gamma, v) \frac{\partial}{\partial v} \mu^s(\gamma, v) \tag{25}
\end{aligned}$$

In order to simplify this equation we need boundary conditions for $\gamma = 0$ and 1. For $\gamma = 0$ the particles leave the vapor and start moving along the condensation coordinate. At $\gamma = 1$ the particles are at the end of the condensation coordinate and enter the liquid. In the vapor and the liquid we do not use the velocity coordinate as an internal variable. This corresponds to the assumption that the chemical potential in those regions does not depend on the velocity. At the ends of the condensation coordinate, we shall similarly assume that the chemical potential is independent of the velocity. In agreement with our previous choice for standard states, we have using Eq.(17):

$$\mu^s(0, v) + \frac{1}{2} RT^s \ln \left(\frac{2\pi RT^s}{M} \right) = \mu^s(0) \quad \text{and} \quad \mu^s(1, v) + \frac{1}{2} RT^s \ln \left(\frac{2\pi RT^s}{M} \right) = \mu^s(1) \tag{26}$$

Substitution of Eq.(26) into Eq.(25) results in

$$\begin{aligned}
\sigma^s &= J_q^{',g} \left[\frac{1}{T^s} - \frac{1}{T^g} \right] + J_q^{',l} \left[\frac{1}{T^l} - \frac{1}{T^s} \right] + \frac{1}{2} R (J^g - J^l) \ln \left(\frac{2\pi R T^s}{M} \right) \\
&\quad - J^g \frac{\mu^s(0) - \mu^g(T^s)}{T^s} - J^l \frac{\mu^l(T^s) - \mu^s(1)}{T^s} \\
&\quad - \frac{1}{T^s} \int_0^1 d\gamma \int_{-\infty}^{\infty} dv J_\gamma^s(\gamma, v) \frac{\partial}{\partial \gamma} \mu^s(\gamma, v) \\
&\quad - \frac{1}{T^s} \int_0^1 d\gamma \int_{-\infty}^{\infty} dv J_v^s(\gamma, v) \frac{\partial}{\partial v} \mu^s(\gamma, v) \tag{27}
\end{aligned}$$

The first two terms are identical to the first two terms in Eq.(1). When $\mu^s(\gamma, v) = \mu^s$ is constant, the last two terms are zero and the fourth and fifth term are identical to the third and fourth term in Eq.(1). The third term is not independent of the two following. It is zero in the stationary state, however. The last two terms provide the new element in this mesoscopic description.

4 Stationary evaporation and condensation

Most experiments, Monte Carlo and molecular dynamics simulations are performed for stationary evaporation and condensation. As the description of this case simplifies considerably, we shall restrict ourselves to this case. For the stationary case it follows from the balance equations that

$$J_e^g = J_e^l \equiv J_e \quad \text{and} \quad J^g = J^l \equiv J \tag{28}$$

For the measurable heat fluxes, this relation gives

$$J_q^{',l} = J_q^{',g} + J (h^l - h^g) \tag{29}$$

Furthermore it follows from Eq.(19), using stationarity, that

$$\frac{\partial}{\partial \gamma} J_\gamma^s(\gamma, v) + \frac{\partial}{\partial v} J_v^s(\gamma, v) = 0 \tag{30}$$

Integrating this equation over v , using $J_v^s(\gamma, -\infty) = J_v^s(\gamma, \infty) = 0$ and Eq.(3), gives

$$\int_{-\infty}^{\infty} dv J_\gamma^s(\gamma, v) = J_\gamma^s(\gamma) = J \tag{31}$$

Using these relations the excess entropy production rate may be written as

$$\begin{aligned}
\sigma^s &= J_q^{l,g} \left[\frac{1}{T^l} - \frac{1}{T^g} \right] + J (h^l - h^g) \left[\frac{1}{T^l} - \frac{1}{T^s} \right] \\
&\quad - \frac{J}{T^s} [\mu^l(T^s) - \mu^s(1) + \mu^s(0) - \mu^g(T^s)] \\
&\quad - \frac{1}{T^s} \int_0^1 d\gamma \int_{-\infty}^{\infty} dv J_\gamma^s(\gamma, v) \frac{\partial}{\partial \gamma} \mu^s(\gamma, v) \\
&\quad - \frac{1}{T^s} \int_0^1 d\gamma \int_{-\infty}^{\infty} dv J_v^s(\gamma, v) \frac{\partial}{\partial v} \mu^s(\gamma, v) \\
&= J_q^{l,g} \left[\frac{1}{T^l} - \frac{1}{T^g} \right] - J \left[\frac{\mu^l}{T^l} - \frac{\mu^s(1)}{T^s} + \frac{\mu^s(0)}{T^s} - \frac{\mu^g(T^l)}{T^l} \right] \\
&\quad - \frac{1}{T^s} \int_0^1 d\gamma \int_{-\infty}^{\infty} dv J_\gamma^s(\gamma, v) \frac{\partial}{\partial \gamma} \mu^s(\gamma, v) \\
&\quad - \frac{1}{T^s} \int_0^1 d\gamma \int_{-\infty}^{\infty} dv J_v^s(\gamma, v) \frac{\partial}{\partial v} \mu^s(\gamma, v) \tag{32}
\end{aligned}$$

where we used Eqs.(26) and (31). In the last identity we have also employed the thermodynamic identity

$$\frac{\partial(\mu/T)}{\partial(1/T)} = \mu - T \frac{\partial \mu}{\partial T} = \mu + Ts = h \tag{33}$$

where the differentials are evaluated at constant pressure. The pressure is constant because the system is in mechanical equilibrium.

If one uses the energy flux rather than the heat flux in Eq.(32) it becomes

$$\begin{aligned}
\sigma^s &= J_e \left[\frac{1}{T^l} - \frac{1}{T^g} \right] - J \left[\frac{\mu^l}{T^l} - \frac{\mu^s(1)}{T^s} + \frac{\mu^s(0)}{T^s} - \frac{\mu^g}{T^g} \right] \\
&\quad - \frac{1}{T^s} \int_0^1 d\gamma \int_{-\infty}^{\infty} dv J_\gamma^s(\gamma, v) \frac{\partial}{\partial \gamma} \mu^s(\gamma, v) \\
&\quad - \frac{1}{T^s} \int_0^1 d\gamma \int_{-\infty}^{\infty} dv J_v^s(\gamma, v) \frac{\partial}{\partial v} \mu^s(\gamma, v) \tag{34}
\end{aligned}$$

In this form it is clear that in order to transfer a particle from the vapor to the liquid, it must first be transferred from the vapor to the beginning of the condensation coordinate, then it has to go along this coordinate to its end and finally the particle should be transferred to the liquid. The total resistance to go from one end to the other is the sum of the resistances for these three steps. The description without internal coordinates is obtained by setting $\mu^s(\gamma, v) = \mu^s$ in Eq.(34). In that case only the first two terms remain. The force giving mass transfer has simplified to $\mu^l/T^l - \mu^g/T^g$. We see that the meaning

of introduction of internal variables is to distribute this force along the condensation coordinate. In line with the introduction of the internal coordinates Eq.(2), is a natural choice to make. This then simplifies Eq.(34) to

$$\begin{aligned} \sigma^s = & J_e \left[\frac{1}{T^l} - \frac{1}{T^g} \right] - \frac{1}{T^s} \int_0^1 d\gamma \int_{-\infty}^{\infty} dv J_\gamma^s(\gamma, v) \frac{\partial}{\partial \gamma} \mu^s(\gamma, v) \\ & - \frac{1}{T^s} \int_0^1 d\gamma \int_{-\infty}^{\infty} dv J_v^s(\gamma, v) \frac{\partial}{\partial v} \mu^s(\gamma, v) \end{aligned} \quad (35)$$

5 Flux equations

The stationary state excess entropy production rate that was derived above has three fluxes and forces. Nonequilibrium thermodynamic theory prescribes that each flux is a linear combination of each force of the system. Using Eq.(34), the linear relation for the fluxes in terms of the forces become

$$\begin{aligned} J_e &= L_{ee} \Delta\left(\frac{1}{T}\right) - \int d\gamma dv L_{e\gamma}(\gamma, v) \frac{\partial}{\partial \gamma} \frac{\mu^s(\gamma, v)}{T^s} - \int d\gamma dv L_{ev}(\gamma, v) \frac{\partial}{\partial v} \frac{\mu^s(\gamma, v)}{T^s} \\ J_\gamma(\gamma, v) &= L_{\gamma e}(\gamma, v) \Delta\left(\frac{1}{T}\right) - L_{\gamma\gamma}(\gamma, v) \frac{\partial}{\partial \gamma} \frac{\mu^s(\gamma, v)}{T^s} - L_{\gamma v}(\gamma, v) \frac{\partial}{\partial v} \frac{\mu^s(\gamma, v)}{T^s} \\ J_v(\gamma, v) &= L_{ve}(\gamma, v) \Delta\left(\frac{1}{T}\right) - L_{v\gamma}(\gamma, v) \frac{\partial}{\partial \gamma} \frac{\mu^s(\gamma, v)}{T^s} - L_{vv}(\gamma, v) \frac{\partial}{\partial v} \frac{\mu^s(\gamma, v)}{T^s} \end{aligned} \quad (36)$$

where $\Delta(1/T) = 1/T^l - 1/T^g$. All conductivity coefficients L_{ij} except L_{ee} are functions of the internal coordinates, while they all depend on T^s and c^s . The matrix of conductivity coefficients satisfies the Onsager symmetry relations.

5.1 Mechanical equilibrium

A non-zero flux of particles in velocity-space, means that there is an acceleration, which is partially balanced by inertial effects. In the absence of acceleration, $J_v=0$, and the system is in mechanical equilibrium. Equation (36) gives:

$$L_{ve}(\gamma, v) \Delta\left(\frac{1}{T}\right) - L_{v\gamma}(\gamma, v) \frac{\partial}{\partial \gamma} \frac{\mu^s(\gamma, v)}{T^s} - L_{vv}(\gamma, v) \frac{\partial}{\partial v} \frac{\mu^s(\gamma, v)}{T^s} = 0 \quad (37)$$

The last term, that contains a main coefficient, is a dissipative term (the inertial term), while the two first terms represent work terms. The central term is the work done by

moving a mole of particles up the barrier in the internal variable space. We can use this relation to eliminate $\partial\mu^s(\gamma, \mathbf{v})/\partial\mathbf{v}$ from the other fluxes. This gives for the flux along the condensation coordinate

$$J_\gamma(\gamma, \mathbf{v}) = \mathbf{L}_{\gamma e}(\gamma, \mathbf{v})\Delta\left(\frac{1}{T}\right) - \mathbf{L}_{\gamma\gamma}(\gamma, \mathbf{v})\frac{\partial}{\partial\gamma}\frac{\mu^s(\gamma, \mathbf{v})}{T^s} \quad (38)$$

where

$$\mathbf{L}_{\gamma e}(\gamma, \mathbf{v}) = L_{\gamma e}(\gamma, \mathbf{v}) - \frac{L_{\gamma\mathbf{v}}(\gamma, \mathbf{v})L_{\mathbf{v}e}(\gamma, \mathbf{v})}{L_{\mathbf{v}\mathbf{v}}(\gamma, \mathbf{v})}, \quad \mathbf{L}_{\gamma\gamma}(\gamma, \mathbf{v}) = L_{\gamma\gamma}(\gamma, \mathbf{v}) - \frac{L_{\gamma\mathbf{v}}(\gamma, \mathbf{v})L_{\mathbf{v}\gamma}(\gamma, \mathbf{v})}{L_{\mathbf{v}\mathbf{v}}(\gamma, \mathbf{v})} \quad (39)$$

5.2 The isothermal case

When the system in mechanical equilibrium is also isothermal, Eq.(38) further reduces to

$$J_\gamma(\gamma, \mathbf{v}) = -\mathbf{L}_{\gamma\gamma}(\gamma, \mathbf{v})\frac{\partial\mu^s(\gamma, \mathbf{v})}{T\partial\gamma} \quad (40)$$

where T is the uniform temperature. It is now convenient to write the gradient of the chemical potential in an alternative form. Using Eqs.(8) and (13), we have

$$\mu^s(\gamma, \mathbf{v}) = RT^s \ln f^s(\gamma, \mathbf{v}) + \phi(\gamma) + \frac{1}{2}M\mathbf{v}^2 = RT \ln [f^s(\gamma, \mathbf{v})f_\gamma^s(\gamma)f_\mathbf{v}^s(\mathbf{v})] \quad (41)$$

where we defined

$$RT \ln f_\gamma^s(\gamma) \equiv \phi(\gamma) \quad \text{and} \quad RT \ln f_\mathbf{v}^s(\mathbf{v}) \equiv \frac{1}{2}M\mathbf{v}^2 \quad (42)$$

Using now Eq. (41) we write Eq.(40) as

$$J_\gamma(\gamma, \mathbf{v}) = -\frac{\mathbf{L}_{\gamma\gamma}(\gamma, \mathbf{v})R}{f^s(\gamma, \mathbf{v})f_\gamma^s(\gamma)f_\mathbf{v}^s(\mathbf{v})}\frac{\partial}{\partial\gamma}\exp\frac{\mu^s(\gamma, \mathbf{v})}{RT} \quad (43)$$

It is commonly found that the conductance is proportional to $f^s(\gamma, \mathbf{v})$, so we will assume that the diffusion coefficient along the condensation coordinate, which we define by

$$D(\mathbf{v}) \equiv \frac{L_{\gamma\gamma}(\gamma, \mathbf{v})R}{f^s(\gamma, \mathbf{v})} \quad (44)$$

is independent of γ . Equation(43) can then be written in the form

$$f_\gamma^s(\gamma)J_\gamma(\gamma, \mathbf{v}) = -\frac{D(\mathbf{v})}{f_\mathbf{v}^s(\mathbf{v})}\frac{\partial}{\partial\gamma}\exp\frac{\mu^s(\gamma, \mathbf{v})}{RT} \quad (45)$$

Integration of this equation over γ gives, using Eq.(2),

$$\int_0^1 d\gamma f_\gamma^s(\gamma) J_\gamma(\gamma, \mathbf{v}) = -\frac{D(\mathbf{v})}{f_v^s(\mathbf{v})} \left(\exp \frac{\mu^l}{RT} - \exp \frac{\mu^g}{RT} \right) \quad (46)$$

Further integration of this equation over \mathbf{v} , taking Eq.(31) into account, yields:

$$J = - \left[\int_0^1 d\gamma f_\gamma^s(\gamma) \right]^{-1} \int d\mathbf{v} D(\mathbf{v}) \exp \left[-\frac{M\mathbf{v}^2}{2RT} \right] \left(\exp \frac{\mu^l}{RT} - \exp \frac{\mu^g}{RT} \right) \quad (47)$$

For the chemical potential of the vapor we have, using Eqs.(2) and (18),

$$\mu^g = \mu^s(0) = \mu^*(T) - \frac{1}{2}RT \ln \left(\frac{2\pi RT}{M} \right) + RT \ln \frac{p}{p^*(T)} \quad (48)$$

The chemical potential of the liquid corresponds to the chemical potential of the saturated vapor at the temperature of the liquid:

$$\mu^l = \mu^s(1) = \mu^*(T) - \frac{1}{2}RT \ln \left(\frac{2\pi RT}{M} \right) \quad (49)$$

Substitution of these expressions in Eq.(47), and using Eq.(18) results in

$$J = \left[\int_0^1 d\gamma e^{\phi/RT} \right]^{-1} \int d\mathbf{v} \frac{D(\mathbf{v})}{RT} \exp \left[-\frac{M\mathbf{v}^2}{2RT} \right] \sqrt{\frac{M}{2\pi RT}} [p - p^*(T)] \quad (50)$$

We define the first integral to the right as

$$\exp \left(-\frac{E_0}{RT} \right) = \left[\int_0^1 d\gamma f_\gamma^s(\gamma) \right]^{-1} \quad (51)$$

where we E_0 is an activation energy. The final result for isothermal phase transition at mechanical equilibrium is then:

$$J = \exp \left(-\frac{E_0}{RT} \right) \int d\mathbf{v} \frac{D(\mathbf{v})}{RT} \exp \left[-\frac{M\mathbf{v}^2}{2RT} \right] \sqrt{\frac{M}{2\pi RT}} [p - p^*(T)] \quad (52)$$

The flux of mass according to this equation is driven by the difference between the vapour pressure and the saturation pressure. It is proportional to an integral that depends exponentially upon the velocity of the particles that are hitting the interface, as well as a diffusion coefficient in velocity space. The flux depends also on an activation energy E_0 , in a common way.

6 Discussion

The theory we have presented can in general be applied to cases that are away from mechanical equilibrium and are not isothermal. Under mechanical and isothermal conditions it gives expressions for the condensation rate which agree with those obtained from kinetic theory and transition state theory. We will proceed in this section to show that agreement and will leave for the next section a general discussion to summarise the main characteristics and to point out some possible extensions.

6.1 The simplest version of kinetic theory

Kinetic theory provides expressions for the unidirectional rates of evaporation or condensation, and the net rate as a difference between these. It establishes that the evaporation rate is proportional to the pressure of the saturated vapour (which gives the state of the liquid), while the condensation rate is proportional to the actual vapour pressure [1]. This gives as maximum condensation rate for isothermal conditions:

$$J = (2\pi MRT)^{-1/2} [p - p^*(T)] \quad (53)$$

In the most simple kinetic theory, there is no potential barrier along the reaction coordinate ($E_0 = 0$). In our formulation this means that $f_\gamma^s(\gamma) = 1$ in our expressions. We then reproduce the result from kinetic theory by using:

$$D(\mathbf{v}) = \mathbf{v} \quad (54)$$

Substituting this into Eq.(50) and restricting the integration to positive velocities one obtains Eq.(53).

If one takes a potential barrier into account, as we will do below, we obtain a prefactor in Eq.(53). The prefactor, which is the condensation coefficient, gives the fraction of incident particles that condenses. The equation then becomes equal to the Hertz-Knudsen formula for isothermal conditions [13, 14]. In Schrage's formulation [15], the Maxwellian distribution of the incident particles is corrected by a possible net bulk velocity. This type of correction will not be considered now. Neither will we consider more recent results of kinetic theory.

6.2 Modified transition state theory

Nagayama and Tsuruta [2] found that the condensation coefficient depended on the incident velocity of the particles. Their system was in equilibrium and had no net bulk velocity. They calculated the activation energy as the difference in the mean kinetic energy of condensing and Maxwellian particles.

If there is a potential barrier along the condensation coordinate, we have $f_\gamma^s(\gamma) \neq 1$. This also affects the expression for the diffusion coefficient $D(v)$. The expression for the condensation flux then becomes

$$J = \sigma_c(T) (2\pi MRT)^{-1/2} [p - p^*(T)] \quad (55)$$

where the prefactor, the condensation coefficient, is given by

$$\sigma_c(T) = \exp\left(-\frac{E_0}{RT}\right) \int_0^\infty dv \frac{MD(v)}{RT} \exp\left[-\frac{Mv^2}{2RT}\right] \quad (56)$$

The dependence of the fraction of condensing particles on the incident velocity [2], modifies the expression for $D(v)$ to

$$D(v) = v \left(1 - \beta \exp\left[-\frac{Mv^2}{2RT}\right]\right) \quad (57)$$

For the condensation coefficient we then obtain

$$\sigma_c(T) = \exp\left(-\frac{E_0}{RT}\right) \left(1 - \frac{\beta}{2}\right) \quad (58)$$

Following Nagayama and Tsuruta [2], the activation energy is equal to the average kinetic energy of the condensing particles minus the average energy they would have for $\beta = 0$.

This gives

$$E_0 = \frac{\int_0^\infty dv \frac{1}{2}Mv^2 v \left(1 - \beta \exp\left[-\frac{Mv^2}{2RT}\right]\right) \exp\left[-\frac{Mv^2}{2RT}\right]}{\int_0^\infty dv v \left(1 - \beta \exp\left[-\frac{Mv^2}{2RT}\right]\right) \exp\left[-\frac{Mv^2}{2RT}\right]} - \frac{\int_0^\infty dv \frac{1}{2}Mv^2 v \exp\left[-\frac{Mv^2}{2RT}\right]}{\int_0^\infty dv v \exp\left[-\frac{Mv^2}{2RT}\right]} = RT \frac{\beta}{2(2 - \beta)} \quad (59)$$

Substitution of this equation in Eq.(58) results in

$$\sigma_c(T) = \left(1 - \frac{\beta}{2}\right) \exp\left(-\frac{\beta}{2(2 - \beta)}\right) \quad (60)$$

which corresponds to the result Nagayama and Tsuruta [2] found. These authors go on to give a further expression for β in terms of the system's specific volume ratios. One can also express the condensation coefficient in terms of the activation energy:

$$\sigma_c(T) = \left(1 + \frac{2E_0}{RT}\right)^{-1} \exp\left(-\frac{E_0}{RT}\right) \quad (61)$$

The flux does thus not follow a simple Arrhenius formula, not even for small E_0 . The deviation from Arrhenius behaviour is illustrated in Fig.3. The figure shows that the value of the condensation coefficient is always significantly smaller than expected from an Arrhenius formula. Nagayama and Tsuruta found $E_0/RT < 1$. The importance of these expression is that they make it possible to predict a priori the condensation coefficient (or the flux) from the system's equilibrium properties.

7 Conclusions

In this paper we have proposed a new theory to deal with evaporation and condensation phenomena in nonequilibrium situations. Our theoretical framework is based on mesoscopic nonequilibrium thermodynamics [7, 8], a theory proposed to explore the mesoscopic level of description, using the tenets of nonequilibrium thermodynamics.

We have derived an expression for the condensation flux, which can be applied to non-isothermal situations or even to the case in which the system is away from mechanical equilibrium, when acceleration of particles becomes significant.

Our result reproduces the ones obtained using different approaches. In the absence of a potential barrier along the condensation coordinate, we rederive the expression for the rate given by the simplest version of kinetic theory. Using the expression for the condensation probability obtained by molecular dynamics of condensation, we obtain the condensation coefficient found by Nagayama and Tsuruta [2].

Our theory has shown how the method, set up by nonequilibrium thermodynamics [9] to deal with transport processes, also holds for activated processes. In an early work of Eyring and Eyring [3] that possibility was questioned. An unified formalism, able to cope with the difficulties inherent to nonequilibrium situations, has then been established.

In this sense, we can elucidate nonequilibrium situations in which the system as a whole is subject to temperature and/or velocity gradients. These are interesting generalisations of earlier conditions used. We hope in this way to contribute to the understanding of phenomena which pose interesting theoretical problems and are practically important.

Acknowledgement

Discussions with T. Tsuruta are gratefully acknowledged.

References

- [1] T. Ytrehus. Molecular-flow effects in evaporation and condensation at interfaces. *Multiphase Science and Technology*, 9:205-327, 1997.
- [2] G. Nagayama and T. Tsuruta. A general expression for the condensation coefficient based on transition state theory and molecular dynamics simulation. *J. Chem. Phys.*, 118:1392-1399 (2003).
- [3] H. Eyring and E. Eyring. *Modern Chemical Kinetics* Chapman and Hall, London 1965.
- [4] T. Tsuruta, H. Tanaka and T. Masuoka, Condensation/evaporation coefficient and velocity distribution at liquid-vapor interface. *Int. J. Heat Mass Transfer*, 42:4207-4116, 1999.
- [5] D. Bedeaux, L. F. J. Hermans and T. Ytrehus, Slow evaporation and condensation. *Physica A* 169:263-280, 1990.
- [6] A. Røsjorde, S. Kjelstrup, D. Bedeaux and B. Hafskjold. Nonequilibrium molecular dynamics simulations of steady-state heat and mass transport in condensation: II. Transfer coefficients. *J. Colloid Interf. Sci.*, 240:355-364, 2001.
- [7] J. M. G. Vilar and J. M. Rubí. Thermodynamics beyond local equilibrium. *Proc. Natl. Acad. Sci. USA*, 98:11081, 2001.

- [8] D. Reguera J. M. Rubí and A. Pérez-Madrid. Kramers-type picture for crystal nucleation. *J. Chem. Phys.*, 109:5987, 1998.
- [9] S. R. de Groot and P. Mazur. *Nonequilibrium Thermodynamics*. Dover, London, 1984.
- [10] J. W. Gibbs. *The scientific papers of J. W. Gibbs*. Dover, New York, 1961.
- [11] D. Bedeaux and S. Kjelstrup, Transfer coefficients for evaporation. *Physica A* 270:413-426, 1999.
- [12] S. Kjelstrup Ratkje and B. Hafskjold. *Entropy and entropy generation*, chapter Coupled Transport of Heat and Mass. Theory and Applications, pages 197-219. Kluwer Academic Publishers, 1996.
- [13] G. Hertz. On the evaporatin of liquids, especially mercury, in vacuo. *Ann. Phys. (Leipzig)*, 17:177, 1882.
- [14] M. Knudsen. Maximum rate of evaporation of mercury. *Ann. Phys. (Leipzig)*, 47:697, 1915.
- [15] R. W. Schrage. *A Theoretical Study of Interphase Mass transfer*. Columbia Univ. Press, New York, 1953.

Figure Legends

1. The interface separating the homogeneous gas and liquid phases on a μm -scale (a) and in internal variable space (b).

2. The potential function $C^s(\gamma, \tilde{v})$ as a function of the internal variables γ and $\tilde{v} = v/(2RTM^{-1})^{-1/2}$.

3. The condensation coefficient as a function of the activation energy (solid line). The dotted line corresponds to Arrhenius behaviour.

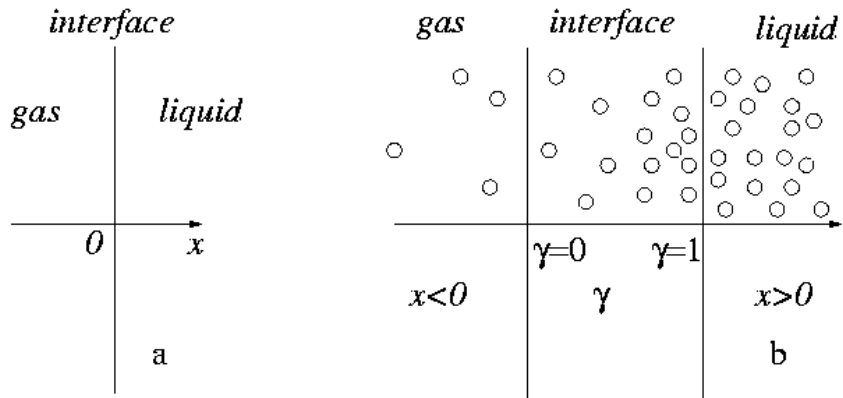


Figure 1:

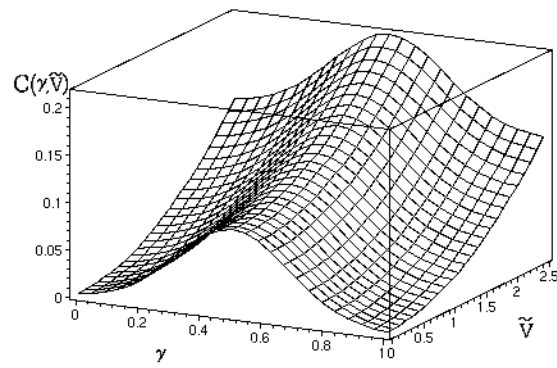


Figure 2:

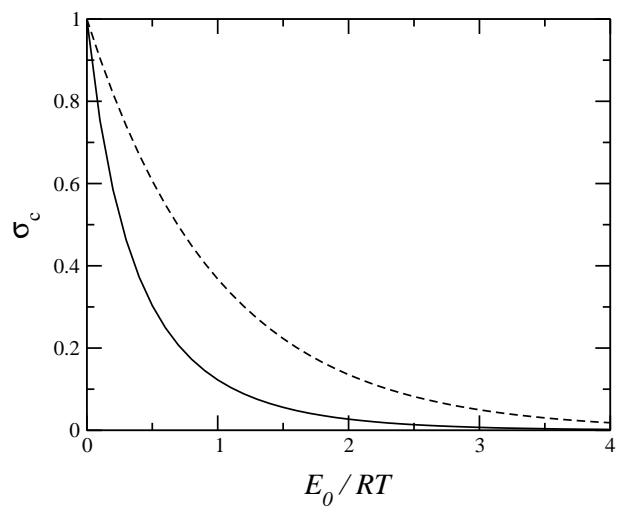


Figure 3: