

Time-Dependent Partition-Free Approach in Resonant Tunneling Systems

Gianluca Stefanucci and Carl-Olof Almbladh

*Department of Solid State Theory,
Institute of Physics, Lund University
Sölvegatan 14 A, 223 62 Lund, Sweden*

(Dated: November 16, 2018)

An extended Keldysh formalism, well suited to properly take into account the initial correlations, is used in order to deal with the time-dependent current response of a resonant tunneling system. We use a *partition-free* approach by Cini in which the whole system is in equilibrium before an external bias is switched on. No fictitious partitions are used. Despite a more involved formulation, this partition-free approach has many appealing features being much closer to what is experimentally done. In particular, besides the steady-state responses one can also calculate physical dynamical responses. In the noninteracting case we clarify under what circumstances a steady-state current develops and compare our result with the one obtained in the partitioned scheme. We prove a Theorem of asymptotic Equivalence between the two schemes for arbitrary time-dependent disturbances. We also show that the steady-state current is independent of the history of the external perturbation (Memory Loss Theorem). In the so called wide-band limit an analytic result for the time-dependent current is obtained. In the interacting case we work out the lesser Green function in terms of the self energy and we recover a well known result in the long-time limit. In order to overcome the complications arising from a self energy which is nonlocal in time we propose an exact non-equilibrium Green function approach based on Time Dependent Density Functional Theory. The equations are no more difficult than an ordinary Mean Field treatment. We show how the scattering-state scheme by Lang follows from our formulation. An exact formula for the steady-state current of an arbitrary interacting resonant tunneling system is obtained. As an example the time-dependent current response is calculated in the Random Phase Approximation.

PACS numbers: 05.60.Gg Quantum transport

72.10.Bg General formulation of transport theory

85.30.Mn Junction breakdown and tunneling devices (including resonance tunneling devices)

I. INTRODUCTION

A resonant tunneling system is essentially a mesoscopic region, typically a semiconductor heterostructure, coupled to two metallic leads, which play the role of charge reservoirs. In a real experiment the whole system is in thermodynamic equilibrium before the external disturbance is switched on and one can assign a unique temperature β^{-1} and chemical potential μ . Therefore, the initial density matrix is $\rho \sim \exp[-\beta(H - \mu N)]$ where H is the total Hamiltonian and N is the total number of particles. By applying a bias to the leads at a given time, charged particles will start to flow through the central device from one lead to the other. As far as the leads are treated as *noninteracting*, it is not obvious that in the long-time limit a steady-state current can ever develop. The reason behind the uncertainty is that the bias represents a large perturbation and, in the absence of dissipative effects, *e.g.*, electron-electron or electron-phonon scatterings, the return of time-translational invariance is not granted.

An alternative approach to this quantum transport problem has been suggested by Caroli *et al.*^{1,2} who state: “It is usually considered that a description of the system as a whole does not permit the calculation of the current”.¹ Their approach is based on a fictitious *partition* where the left and right leads are treated as two isolated subsystems in the remote past. Then, one can fix

a chemical potential μ_α and a temperature β_α^{-1} for each lead, $\alpha = L, R$. In this picture the initial density matrix is given by $\rho \sim \exp[-\beta_L(H_L - \mu_L N_L)] \exp[-\beta_R(H_R - \mu_R N_R)]$, where $H_{L,R}$ and $N_{L,R}$ now refer to the isolated L, R lead. The current will flow through the system once the contacts between the device and the leads have been established. Hence, the time-dependent perturbation is a lead-device hopping rather than a local one-particle level-shift. Since the device is a mesoscopic object, it is reasonable to assume that the hopping perturbation does not alter the thermal equilibrium of the left and right charge reservoir and that a non-equilibrium steady state will eventually be reached. This argument is very strong and remains valid even for *noninteracting* leads. Actually, the partitioned approach by Caroli *et al.* was originally applied to a tight-binding model¹ describing a metal-insulator-metal tunneling junction and then extended to the case of free electrons subjected to an arbitrary one-body potential.² This extension was questioned by Feuchtwang;^{3,4} the controversy was about the appropriate choice of boundary conditions for the uncontacted-system Green functions. In later years the non-equilibrium Green function techniques^{5,6} in the partitioned approach framework were mainly applied to investigate steady-state situations. An important breakthrough in time-dependent non-equilibrium transport was achieved by Wingreen *et al.*^{7,8,9,10} Still in the framework of the partitioned approach, they derive an expres-

sion for the fully nonlinear, time-dependent current in terms of the Green functions of the mesoscopic region (this embedding procedure holds only for noninteracting leads). Under the physical assumption that the initial correlations are washed out in the long-time limit, their formula is well suited to study the response to external time-dependent voltages and contacts.

The limitations of the partitioned approach are essentially three. First, it is difficult to partition the electron-electron interactions between the leads and between the leads and the device. These interactions are important for establishing dipole layers and charge transfers which shape the potential landscape in the device region. Second, there is a crucial assumption of equivalence between the long-time behavior of the 1) initially partitioned and biased system once the *coupling* between the subsystems is established and 2) the whole partition-free system in thermal equilibrium once the *bias* is established. Third, the transient current has no direct physical interpretation since in a real experiment one switches on the bias and not the contacts; moreover, there is no well defined prescription which fixes the initial equilibrium distribution of the isolated central device.

In this paper we use a partition-free scheme without the above limitations. This conceptually different time-dependent approach has been proposed by Cini.¹¹ He developed the general theory for the case of free electrons described in terms of a discrete set of states and a continuum set of states with focus on semiconductor junction devices. For a one-dimensional free-electron system subjected to a time-dependent perturbation of the form $U\Theta(t)\Theta(x)$, where U is the applied bias and (x, t) is the space-time variable, the Cini theory yields a current-voltage characteristics which agrees with the one obtained by Feuchtwang^{3,4} in the partitioned approach. This result is particularly important since it shows that a steady state in a partition-free scheme develops even in the noninteracting case. Moreover, it demonstrates an equivalence which had previously been assumed. In the present work we extend the partition-free approach to noninteracting resonant tunneling systems and also to *interacting* such systems - in both cases using arbitrary time-dependent disturbances. We shall clarify under what circumstances a non-equilibrium steady state can develop and discuss the equivalence of the current-voltage characteristics obtained by Jauho *et al.*⁸ and that obtained by us. One of the advantages of the partition-free scheme over the traditional methods lies in the ability of the former to calculate transient physical (*i.e.* measurable) current responses.

The plan of the paper is the following. In Section II we develop the general formalism which properly accounts for the initial correlations. We derive a solution of the Keldysh equations for the lesser and the greater Green functions in noninteracting and interacting systems. An exact and alternative treatment based on Time Dependent Density Functional Theory¹² (TDDFT) is proposed in order to calculate the total nonlinear time-

dependent current. The current response of a noninteracting resonant tunneling system is discussed in Section III. We specify when the partitioned and the partition-free schemes yield the same asymptotic current (Theorem of Equivalence) and how this current may depend on history (Memory Loss Theorem). The general results are illustrated by model calculations. In Section IV we consider an interacting resonant tunneling system with interacting leads. The TDDFT approach is compared with earlier works by Lang *et al.*^{13,14} and Taylor *et al.*^{15,16} Assuming that a steady state is reached we write down an exact formula for the nonlinear steady-state current. As a simple example we also study the current response in the Random Phase Approximation (RPA) of a capacitor-device-capacitor junction. Our main conclusions are summarized in Section V.

II. GENERAL FORMULATION

A. Noninteracting Systems in the Presence of an External Disturbance

Let us consider a system of noninteracting electrons described by an unperturbed Hamiltonian

$$H_0 = \sum_{mn} T_{m,n} c_m^\dagger c_n, \quad (\mathbf{T})_{m,n} = T_{m,n} \quad (1)$$

and by a time-dependent disturbance of the form

$$H_U(t) = \sum_{mn} U_{m,n}(t) c_m^\dagger c_n, \quad [\mathbf{U}(t)]_{m,n} = U_{m,n}(t), \quad (2)$$

with $\mathbf{U}(t) = 0$ for any $t \leq t_0$. In Eqs. (1)-(2), c_m, c_n^\dagger are Fermi operators in some suitable basis, and we use bold-face to indicate matrices in one-electron labels. Without loss of generality one can take $t_0 = 0$. The system is in equilibrium for negative times.

1. Elementary Derivation

We first obtain the Green function by elementary means without resorting to any Keldysh techniques. For a noninteracting system everything is known once we know how to propagate the one-electron orbitals in time and how they are populated before the system is perturbed. The time evolution is fully described by the retarded or advanced Green functions $\mathbf{G}^{\text{R,A}}$, and the initial population at zero time, *i.e.*, by $\mathbf{G}^<(0;0)$. The real-time Green functions are defined by

$$\mathbf{G}^{\text{R,A}}(t; t') = \pm \Theta(\pm t \mp t') [\mathbf{G}^>(t; t') - \mathbf{G}^<(t; t')],$$

with

$$\begin{aligned} G_{m,n}^>(t; t') &= -i \langle c_m(t) c_n^\dagger(t') \rangle, \\ G_{m,n}^<(t; t') &= i \langle c_n^\dagger(t') c_m(t) \rangle, \end{aligned}$$

where the operators are Heisenberg operators and where the averages are with respect to the equilibrium grand-canonical ensemble. Because there are no inter-particle interactions, the equation of motion for the electron operators simplifies to

$$i\dot{c}_m(t) = \sum_n K_{m,n}(t)c_n(t)$$

where $\mathbf{K}(t) \equiv \mathbf{T} + \mathbf{U}(t)$ is the full one-body Hamiltonian matrix. Consequently, the time evolution of c_m is given by the one-electron evolution matrix $\mathbf{S}(t)$, $c_m(t) = \sum_n S_{m,n}(t)c_n(0)$, where \mathbf{S} obeys $i\dot{\mathbf{S}}(t) = \mathbf{K}(t)\mathbf{S}(t)$, with initial value $\mathbf{S}(0) = 1$. We insert the time-evolved operators in the definitions of the \mathbf{G} matrices to obtain

$$\mathbf{G}^{\text{R,A}}(t; t') = \mp i\Theta(\pm t \mp t')\mathbf{S}(t)\mathbf{S}^\dagger(t'), \quad (3)$$

and

$$\begin{aligned} \mathbf{G}^{\lessgtr}(t; t') &= \mathbf{S}(t)\mathbf{G}^{\lessgtr}(0; 0)\mathbf{S}^\dagger(t') \\ &= \mathbf{G}^{\text{R}}(t; 0)\mathbf{G}^{\lessgtr}(0; 0)\mathbf{G}^{\text{A}}(0; t'), \end{aligned} \quad (4)$$

where the last equality holds for any $t, t' > 0$. We observe that the instantaneous current can be expressed in terms of $\mathbf{G}^<(t; t)$, and thus the problem of finding the current is reduced to that of finding the retarded Green function and the equilibrium population of the one-electron levels. We note in passing that the initial populations can be expressed as $\mathbf{G}^<(0; 0) = if(\mathbf{T})$, where f is the Fermi function. Because \mathbf{T} is a matrix, so is $f(\mathbf{T})$.

The above solution for the lesser/greater Green function was also derived by Cini¹¹ with an equation-of-motion approach. He also pointed out that they can be derived in the framework of the Keldysh formalism⁶ as a finite-temperature extension of a treatment by Blandin *et al.*¹⁷

2. Derivation Based on the Keldysh Technique

In this Subsection we give an alternative derivation of Eq. (4) using an extension of the Keldysh formalism. There are two reasons for giving another derivation. On one hand, we will use the Keldysh formalism taking due account of the prescribed integration along the imaginary axis. This will allow us to understand what kind of approximations are made in the partitioned approach. On the other hand, the derivation below clearly shows how the electron-electron interaction can be included.

We introduce the Green function

$$G_{m,n}(z; z') = -i\langle \mathcal{T}[c_m(z)\bar{c}_n(z')] \rangle \quad (5)$$

which is path-ordered on the oriented contour γ of Fig. 1. In Eq. (5) $z = t + \tau$ is the complex variable running on γ with $t = \Re[z]$, $\tau = i\Im[z]$ while A and B are the end-points of γ . Further, $c_m(z)$ and $\bar{c}_n(z)$ are Heisenberg operators defined by the non-unitary evolution operator

for complex times z . They are in general not Hermitian conjugates of one another, but the usual equal-time anticommutation relations $\{c_m(z), \bar{c}_n(z)\} = \delta_{m,n}$ are still obeyed. As before the average is the grand-canonical av-

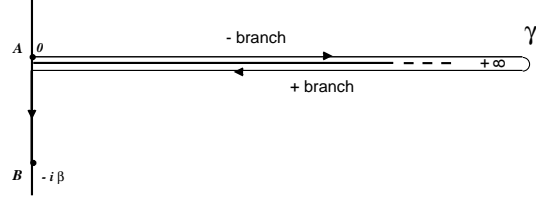


FIG. 1: Contour suited to include the effect of the initial correlations, see also Section II B.

erage. On the vertical track going from 0 to $-i\beta$ we have $\mathbf{K}(\tau) = \mathbf{K}(0) = \mathbf{T}$ independent of τ . Therefore, the Green function satisfies the relations

$$\begin{aligned} \mathbf{G}(A; z') &= -e^{\beta\mu}\mathbf{G}(B; z') \\ \mathbf{G}(z; A) &= -e^{-\beta\mu}\mathbf{G}(z; B) \end{aligned} \quad (6)$$

Next, we write the total Hamiltonian $H(t) = H_0 + H_U(t)$ as the sum of a diagonal term and an off-diagonal one

$$H(t) = \sum_m \varepsilon_m(t)c_m^\dagger c_m + \sum_{mn} V_{m,n}(t)c_m^\dagger c_n.$$

The quantities $\varepsilon_m(\tau) = \varepsilon_m$ and $V_{m,n}(\tau) = V_{m,n}$ are constants on the vertical track. [The decomposition above is completely general. In our model examples discussed later, the diagonal part $[\mathcal{E}(z)]_{m,n} = \delta_{m,n}\varepsilon_m(z)$ will represent an uncontacted system and the off-diagonal $[\mathbf{V}(z)]_{m,n} = V_{m,n}(z)$ the contacts.] The Green function $\mathbf{G}(z; z')$ is obtained by solving the equation of motion

$$\left\{ i\frac{d}{dz} - \mathcal{E}(z) - \mathbf{V}(z) \right\} \mathbf{G}(z; z') = \delta(z - z'), \quad (7)$$

[and its adjoint] with boundary conditions (6). We define $\mathbf{g}(z; z')$ as the uncontacted Green function. The \mathbf{g} satisfies Eq. (7) with $\mathbf{V} = 0$ and obeys the same boundary conditions of the contacted \mathbf{G} . The unique \mathbf{g} resulting from such a scheme belongs to the Keldysh space¹⁸ and can be written as

$$\mathbf{g}(z; z') = \Theta(z, z')\mathbf{g}^>(z; z') + \Theta(z', z)\mathbf{g}^<(z; z'),$$

where $\Theta(z, z') = 1$ if z is later than z' on γ and zero otherwise. $\mathbf{g}^>(z; z')$ is analytic for any z later than z' while $\mathbf{g}^<(z; z')$ is analytic for any z' later than z ; they are given by

$$\begin{aligned} \mathbf{g}^<(z; z') &= if(\mathcal{E})e^{-i\int_z^{z'} d\bar{z}\mathcal{E}(\bar{z})}, \\ \mathbf{g}^>(z; z') &= i[f(\mathcal{E}) - 1]e^{-i\int_z^{z'} d\bar{z}\mathcal{E}(\bar{z})}, \end{aligned} \quad (8)$$

where $\mathcal{E} \equiv \mathcal{E}(0)$ and the integral appearing in the exponential function is a contour integral along γ going from z' to z . Choosing z and z' on the real axis $\mathbf{g}^<$ and $\mathbf{g}^>$ reduce to the real-time lesser and greater component. From Eqs. (8) one can easily verify that the corresponding retarded and advanced component can be written as

$$\mathbf{g}^{\text{R,A}}(t; t') = \mp i \Theta(\pm t \mp t') e^{-i \int_{t'}^t d\bar{t} \mathcal{E}(\bar{t})}. \quad (9)$$

The uncontacted \mathbf{g} allows to convert Eqs. (7) into an integral equation which preserves the relations (6):

$$\mathbf{G}(z; z') = \mathbf{g}(z; z') + \int_{\gamma} d\bar{z} \mathbf{g}(z; \bar{z}) \mathbf{V}(\bar{z}) \mathbf{G}(\bar{z}; z'). \quad (10)$$

Using the Langreth theorem¹⁹ one finds

$$\mathbf{G}^{\lessgtr} = [\delta + \mathbf{G}^{\text{R}} \cdot \mathbf{V}] \cdot \mathbf{g}^{\lessgtr} + \mathbf{G}^{\lessgtr} \cdot \mathbf{V} \cdot \mathbf{g}^{\text{A}} + \mathbf{G}^{\text{r}} \star \mathbf{V} \star \mathbf{g}^{\text{r}}, \quad (11)$$

where we have used the short hand notation \cdot to denote integrals along the real axis, going from 0 to ∞ , and \star for integrals along the imaginary vertical track, going from 0 to $-i\beta$. For the sake of clarity we have also introduced the symbols r and l : any function with the superscript r is intended to have a real first argument and an imaginary second argument; the opposite is specified by l . In Eq. (11), $\mathbf{V}(z; z') \equiv \delta(z - z') \mathbf{V}(z)$; for \mathbf{V} we don't need to say more since it is always foregone and followed by \cdot or \star so that no ambiguity arises. In particular we note that $\star \mathbf{V} \star$ implies a simple matrix multiplication since along the vertical track \mathbf{V} is a constant matrix times the delta function.

The equation for \mathbf{G}^{\lessgtr} contains $\mathbf{G}(t; \tau)$ with one real and one imaginary argument. This coupling does not allow to get a closed equation for $\mathbf{G}(t; t')$ with two real arguments, unless $\mathbf{V} = 0$ on the vertical track. Conversely, \mathbf{G}^{R} and \mathbf{G}^{A} satisfy an integral equation without any coupling:

$$\mathbf{G}^{\text{R,A}} = \mathbf{g}^{\text{R,A}} + \mathbf{G}^{\text{R,A}} \cdot \mathbf{V} \cdot \mathbf{g}^{\text{R,A}}. \quad (12)$$

Eq. (11) can be solved for \mathbf{G}^{\lessgtr} and one obtains

$$\begin{aligned} \mathbf{G}^{\lessgtr} &= [\delta + \mathbf{G}^{\text{R}} \cdot \mathbf{V}] \cdot \mathbf{g}^{\lessgtr} \cdot [\delta + \mathbf{V} \cdot \mathbf{G}^{\text{A}}] \\ &+ \mathbf{G}^{\text{r}} \star \mathbf{V} \star \mathbf{g}^{\text{r}} \cdot [\delta + \mathbf{V} \cdot \mathbf{G}^{\text{A}}]. \end{aligned} \quad (13)$$

From Eq. (8) and Eq. (9) we have $\mathbf{g}^{\lessgtr}(t; t') = \mathbf{g}^{\text{R}}(t; 0) \mathbf{g}^{\lessgtr}(0; 0) \mathbf{g}^{\text{A}}(0; t')$ and $\mathbf{g}(\tau; t) = -i \mathbf{g}(\tau; 0) \mathbf{g}^{\text{A}}(0; t)$, so that Eq. (13) can be rewritten as

$$\begin{aligned} \mathbf{G}^{\lessgtr}(t; t') &= \mathbf{G}^{\text{R}}(t; 0) \mathbf{g}^{\lessgtr}(0; 0) \mathbf{G}^{\text{A}}(0; t') \\ &- i [\mathbf{G}^{\text{r}} \star \mathbf{V} \star \mathbf{g}] (t; 0) \mathbf{G}^{\text{A}}(0; t'). \end{aligned} \quad (14)$$

The above expression for \mathbf{G}^{\lessgtr} deserves a brief comment. Indeed, the first term on the r.h.s. is exactly what one got in the partitioned approach, where the hopping parameters $V_{m,n}$ vanish along the vertical track. It is

usually argued that if $t, t' \rightarrow \infty$ the second term vanishes. However, we point out that in the noninteracting case this is not true. If in the long-time limit some physical response functions, *e.g.*, the current, are correctly reproduced by using the partitioned $\mathbf{G}^{\lessgtr}(t; t') = \mathbf{G}^{\text{R}}(t; 0) \mathbf{g}^{\lessgtr}(0; 0) \mathbf{G}^{\text{A}}(0; t')$ other kind of argumentations should be invoked. We shall come to this point later on.

To proceed further we need the Dyson equation for $\mathbf{G}(t; \tau)$. Exploiting the identity $\mathbf{g}(t; \tau) = i \mathbf{g}^{\text{R}}(t; 0) \mathbf{g}(0; \tau)$, we find

$$\mathbf{G}(t; \tau) = i \mathbf{G}^{\text{R}}(t; 0) \mathbf{g}(0; \tau) + [\mathbf{G}^{\text{r}} \star \mathbf{V} \star \mathbf{g}] (t; \tau). \quad (15)$$

Eq. (15) can be solved for $\mathbf{G}(t; \tau)$. From the Dyson equation $\mathbf{G}(\tau; \tau') = \mathbf{g}(\tau; \tau') + [\mathbf{G} \star \mathbf{V} \star \mathbf{g}] (\tau; \tau')$, it follows that $[\delta - \mathbf{V} \star \mathbf{g}]^{-1}(\bar{\tau}; \tau) = [\delta + \mathbf{V} \star \mathbf{G}] (\bar{\tau}; \tau)$ and hence

$$\mathbf{G}(t; \tau) = i \mathbf{G}^{\text{R}}(t; 0) \mathbf{G}(0; \tau). \quad (16)$$

Substituting Eq. (16) into Eq. (14) one gets

$$\mathbf{G}^{\lessgtr}(t; t') = \mathbf{G}^{\text{R}}(t; 0) \mathbf{G}^{\lessgtr}(0; 0) \mathbf{G}^{\text{A}}(0; t'). \quad (17)$$

Eq. (17) coincides with Eq. (4), as it should.

B. Interacting Systems in the Presence of an External Disturbance

In the interacting case we keep track of the interactions by introducing a self-energy matrix. Then, Eq. (7) becomes

$$\begin{aligned} &\left\{ i \frac{d}{dz} - \mathcal{E}(z) - \mathbf{V}(z) - \Sigma^{\delta}(z) \right\} \mathbf{G}(z; z') \\ &= \delta(z - z') + \int_{\gamma} d\bar{z} \Sigma_{\text{c}}(z; \bar{z}) \mathbf{G}(\bar{z}; z'). \end{aligned} \quad (18)$$

Here Σ^{δ} is the self-energy part which is local in time and it consists of a Hartree and an exchange term. The remaining part of the self energy Σ_{c} contains the contributions coming from the correlation and belongs to the Keldysh space:¹⁸

$$\Sigma_{\text{c}}(z; z') = \Theta(z, z') \Sigma^{>}(z; z') + \Theta(z', z) \Sigma^{<}(z; z').$$

Like \mathbf{G} , the self energy and its components are matrices in the one-electron labels. No simple expressions, like (3)-(4), can now be directly obtained from the equation of motion and the Keldysh formalism is unavoidable.

A proper treatment of the initial correlations naturally leads to an extension of the Keldysh equations. The generalization was put forth by Wagner²⁰ who obtained a minimal set of five independent integro-differential equations for the unknowns \mathbf{G}^{R} , \mathbf{G}^{A} , $\mathbf{G}^{<}$ (or $\mathbf{G}^{>}$) (or the Keldysh Green function $\mathbf{G}^{\text{K}} \equiv \mathbf{G}^{>} + \mathbf{G}^{<}$), \mathbf{G}^{r} (or \mathbf{G}^{l}) and the thermal Green function \mathbf{G} with two imaginary arguments. In Appendix A we exploit the results of the

previous Subsection to prove that the solution for \mathbf{G}^{\lessgtr} can be written as

$$\mathbf{G}^{\lessgtr}(t; t') = \mathbf{G}^{\text{R}}(t; 0) \mathbf{G}^{\lessgtr}(0; 0) \mathbf{G}^{\text{A}}(0; t') + \mathbf{\Delta}^{\lessgtr}(t; t'), \quad (19)$$

where

$$\begin{aligned} \mathbf{\Delta}^{\lessgtr}(t; t') &= i\mathbf{G}^{\text{R}}(t; 0) \mathbf{G}^>(0; t') - i\mathbf{G}^<(t; 0) \mathbf{G}^{\text{A}}(0; t') \\ &\quad - \mathbf{G}^{\text{R}}(t; 0) \mathbf{G}^{\text{K}}(0; 0) \mathbf{G}^{\text{A}}(0; t') \\ &\quad + \left[\mathbf{G}^{\text{R}} \cdot \left[\mathbf{\Sigma}^{\lessgtr} + \mathbf{\Sigma}^{\text{I}} \star \mathbf{G} \star \mathbf{\Sigma}^{\text{I}} \right] \cdot \mathbf{G}^{\text{A}} \right] (t; t'). \end{aligned}$$

This result clearly reduces to Eq. (17) if the self energy vanishes since $\mathbf{G}^{\text{R}}(0; 0) = [\mathbf{G}^{\text{A}}(0; 0)]^\dagger = -i$. We observe that if the Green functions vanish when the separation of their time arguments goes to infinity, Eq. (19) yields a well known identity

$$\lim_{t, t' \rightarrow \infty} \mathbf{G}^{\lessgtr}(t; t') = \left[\mathbf{G}^{\text{R}} \cdot \mathbf{\Sigma}^{\lessgtr} \cdot \mathbf{G}^{\text{A}} \right] (t; t'). \quad (20)$$

Eq. (20) is well suited to study the *long-time* response of an interacting system subjected to an external time-dependent disturbance. On the other hand, if one is interested in the *short-time* response Eq. (19) cannot be simplified. In some cases it might be simpler to use an alternative approach. Below we propose an exact non-equilibrium Green function treatment based on TDDFT and discuss the relations to ordinary Mean Field approximations.

C. Mean Field Theory and Relations to TDDFT

Any Mean Field Theory is a one-particle-like approximation in which each particle moves in an effective average potential independently of all other particles. The mean-field potential is local in time, meaning that $\mathbf{\Sigma}_c$ is discarded. Consequently, all the results of the Section II A can be reused provided we substitute \mathbf{K} by $\mathbf{K} + \mathbf{\Sigma}^\delta$. Thus, no extra complications arise if we treat an interacting system at the Hartree-Fock level. To be specific, let us focus on the Coulomb interaction and on paramagnetic systems (so that the self energy and the Green function are diagonal in the spin indices). Then, it is natural to choose the one-electron index as the coordinate \mathbf{r} of the particle and to split the self energy $\Sigma_{\mathbf{r}, \mathbf{r}'}^\delta(z) \equiv \Sigma^\delta(\mathbf{r}, \mathbf{r}', z)$ as a sum of the Hartree and the exchange term

$$\Sigma^\delta(\mathbf{r}, \mathbf{r}', z) = V_{\text{H}}(\mathbf{r}, z) \delta(\mathbf{r} - \mathbf{r}') + \Sigma_{\text{x}}(\mathbf{r}, \mathbf{r}', z).$$

For extended systems, the Hartree potential V_{H} and the Coulomb potential from the nuclei V_{n} are separately infinite but with a finite sum. Together with the external field U these terms form the classical electrostatic potential $U_{\text{C}} = U + V_{\text{H}} + V_{\text{n}}$. The Green function $G_{\mathbf{r}, \mathbf{r}'}(z; z') \equiv G(\mathbf{r}, z; \mathbf{r}', z')$ can be obtained from the self-consistent solution of the equation of motion and the

lesser/greater component can be written as

$$\begin{aligned} G_{\text{MF}}^{\lessgtr}(\mathbf{r}, t; \mathbf{r}', t') &= \int d\bar{\mathbf{r}} d\bar{\mathbf{r}}' G_{\text{MF}}^{\text{R}}(\mathbf{r}, t; \bar{\mathbf{r}}, 0) \\ &\quad \times G_{\text{MF}}^{\lessgtr}(\bar{\mathbf{r}}, 0; \bar{\mathbf{r}}', 0) G_{\text{MF}}^{\text{A}}(\bar{\mathbf{r}}', 0; \mathbf{r}', t'), \end{aligned}$$

where the subscript MF has been used to stress that it is a Mean Field approximate result. In the ordinary Many Body Theory one has to abandon the one-particle picture in order to improve the approximation beyond the Hartree-Fock level. This leads to a self energy nonlocal in time and hence to the complicated solution (19).

In the case we only ask for the density $n(\mathbf{r}, t) = -iG^<(\mathbf{r}, t; \mathbf{r}, t)$ the original Density Functional Theory^{21,22} and its finite-temperature generalization²³ has been extended to time-dependent phenomena.^{12,24} The theory applies only to those cases where the external disturbance is local in space, *i.e.*, $U_{\mathbf{r}, \mathbf{r}'}(t) = \delta(\mathbf{r} - \mathbf{r}')U(\mathbf{r}, t)$. For $t > 0$ we switch on an external potential $U(\mathbf{r}, t)$ to obtain a density $n(\mathbf{r}, t)$. The Runge-Gross theorem states that if we instead had switched on a different $U'(\mathbf{r}, t)$ [giving a different $n'(\mathbf{r}, t)$], then $n(\mathbf{r}, t) = n'(\mathbf{r}, t)$ implies $U(\mathbf{r}, t) = U'(\mathbf{r}, t)$. Thus $U(\mathbf{r}, t)$ is a unique functional of $n(\mathbf{r}, t)$. Runge and Gross also show that one can compute $n(\mathbf{r}, t)$ in a one-particle manner using an effective potential

$$U^{\text{eff}}(\mathbf{r}, t) = U_{\text{C}}(\mathbf{r}, t) + v_{\text{xc}}(\mathbf{r}, t).$$

Here, v_{xc} accounts for exchange and correlations and is obtained from an exchange-correlation action functional, $v_{\text{xc}}(\mathbf{r}, t) = \delta A_{\text{xc}}[n]/\delta n(\mathbf{r}, t)$. In our earlier language this corresponds to an effective self energy which is local in both space and time. The TDDFT one-particle scheme corresponds to a fictitious Green function $\mathcal{G}(\mathbf{r}, z; \mathbf{r}', z')$ which satisfies the equations of motion (7) with $[\mathcal{E}_{\mathbf{r}, \mathbf{r}'}(z) + V_{\mathbf{r}, \mathbf{r}'}(z)]$ replaced by $\delta(\mathbf{r} - \mathbf{r}')[-\nabla_{\mathbf{r}}^2/2 + U^{\text{eff}}(\mathbf{r}, z)]$. As a consequence we have

$$\begin{aligned} \mathcal{G}^{\lessgtr}(\mathbf{r}, t; \mathbf{r}', t') &= \int d\bar{\mathbf{r}} d\bar{\mathbf{r}}' \mathcal{G}^{\text{R}}(\mathbf{r}, t; \bar{\mathbf{r}}, 0) \\ &\quad \times \mathcal{G}^{\lessgtr}(\bar{\mathbf{r}}, 0; \bar{\mathbf{r}}', 0) \mathcal{G}^{\text{A}}(\bar{\mathbf{r}}', 0; \mathbf{r}', t'). \end{aligned}$$

The fictitious \mathcal{G} will not in general give correct one-particle properties. However by definition $\mathcal{G}^<$ gives the correct density

$$n(\mathbf{r}, t) = -2i\mathcal{G}^<(\mathbf{r}, t; \mathbf{r}, t)$$

(where the factor of 2 comes from spin). Also total currents are correctly given by TDDFT. If for instance J_α is the total current from a particular region α we have

$$J_\alpha(t) = -e \int_\alpha d\mathbf{r} \frac{d}{dt} n(\mathbf{r}, t) \quad (21)$$

where the space integral extends over the region α (e is the electron charge).

The Density Functional Theory and the Runge-Gross extension refer specifically to the \mathbf{r} basis. However, the

arguments remain valid if we instead consider the diagonal density $n_i = \langle c_i^\dagger c_i \rangle$ in some other basis provided the interactions commute with the diagonal density operator. The latter condition is essential for the Runge-Gross theorem. Thus, for instance, if the one-electron indices refer to a particular lead one can still use Eq. (21) to calculate the corresponding total current (see Section IV).

For later references we now derive an expression for the lesser/greater Green function in the linear approximation. We consider the partition-free system described in the one-particle scheme of Mean Field Theory or TDDFT. Let $\delta U^{\text{eff}}(t)$ be the small time-dependent effective perturbation and $\delta \mathbf{G}^{\text{R,A}} = \mathbf{G}_0^{\text{R,A}} \cdot \delta U^{\text{eff}} \cdot \mathbf{G}_0^{\text{R,A}}$ be the first order variation of the retarded and advanced Green functions with respect to their equilibrium counterparts $\mathbf{G}_0^{\text{R,A}}$. Then, from Eq. (17) we get

$$\begin{aligned} \delta \mathbf{G}^{\lessgtr}(t; t') &= \int d\bar{t} \mathbf{G}_0^{\text{R}}(t; \bar{t}) \delta U^{\text{eff}}(\bar{t}) \mathbf{G}^{\lessgtr}(0; 0) \mathbf{G}_0^{\text{R}}(\bar{t}; 0) \mathbf{G}_0^{\text{A}}(0; t') \\ &+ \int d\bar{t} \mathbf{G}_0^{\text{R}}(t; 0) \mathbf{G}_0^{\text{A}}(0; \bar{t}) \mathbf{G}^{\lessgtr}(0; 0) \delta U^{\text{eff}}(\bar{t}) \mathbf{G}_0^{\text{A}}(\bar{t}; t'), \end{aligned} \quad (22)$$

where we have taken into account that $\mathbf{G}_0^{\text{R,A}}$ commutes with $\mathbf{G}^{\lessgtr}(0; 0)$. The above expression takes an elegant form when $t' = t$. Indeed, for any $t > \bar{t} > 0$ one has $\mathbf{G}_0^{\text{R}}(\bar{t}; 0) \mathbf{G}_0^{\text{A}}(0; t) = -i \mathbf{G}_0^{\text{A}}(\bar{t}; t)$ and $\mathbf{G}_0^{\text{R}}(t; 0) \mathbf{G}_0^{\text{A}}(0; \bar{t}) = i \mathbf{G}_0^{\text{R}}(t; \bar{t})$. Since the integrands in Eq. (22) vanish for $\bar{t} > t$ due to the Θ function in \mathbf{G}_0^{R} in the first term and in \mathbf{G}_0^{A} in the second term, we conclude that for any positive time t

$$\delta \mathbf{G}^{\lessgtr}(t; t) = -i \int d\bar{t} \mathbf{G}_0^{\text{R}}(t; \bar{t}) [\delta U^{\text{eff}}(\bar{t}), \mathbf{G}^{\lessgtr}(0; 0)] \mathbf{G}_0^{\text{A}}(\bar{t}; t). \quad (23)$$

We shall use this equation later on to calculate the linear current response in noninteracting and interacting resonant tunneling systems.

III. NONINTERACTING RESONANT TUNNELING SYSTEMS

As a first application of the partition-free approach we study the time-dependent current response of a noninteracting resonant tunneling system. For the sake of simplicity the central device will be modeled by a single localized level. All the results of this Section can be generalized to the case of a multi-level noninteracting central device without any conceptual complications. There are many different geometries one can conceive beyond a one-level model, *e.g.*, a double quantum dots model,²⁵ a quantum wire coupled to a quantum dot,²⁶ a one-dimensional quantum-dot array²⁷ or a mesoscopic multi-terminal system.²⁸ However, the present paper is not intended to give a description of a series of applications. Rather, we prefer to illustrate how the partition-free approach works in a simple noninteracting model.

We also emphasize that *all* the results of this Section remain valid in the interacting case if the bare external potential is replaced by the *exact* effective potential of TDDFT, see Section IV.

The whole system is described by a quadratic Hamiltonian

$$\begin{aligned} H_0 &= \sum_{k\alpha} \varepsilon_{k\alpha} c_{k\alpha}^\dagger c_{k\alpha} + \varepsilon_0 c_0^\dagger c_0 \\ &+ \sum_{k\alpha} V_{k\alpha} [c_{k\alpha}^\dagger c_0 + c_0^\dagger c_{k\alpha}] \equiv \sum_{mn} T_{m,n} c_m^\dagger c_n, \end{aligned} \quad (24)$$

where $\alpha = L, R$ denotes the left, right lead and m, n are collective indices for $k\alpha$ and 0. We assume the system in thermodynamic equilibrium at a given inverse temperature β and chemical potential μ before the time-dependent perturbation

$$\begin{aligned} H_U(t) &= \sum_{k\alpha} U_{k\alpha}(t) c_{k\alpha}^\dagger c_{k\alpha} + U_0(t) c_0^\dagger c_0 \\ &\equiv \sum_{mn} U_{m,n}(t) c_m^\dagger c_n \end{aligned}$$

is switched on. In principle the time-dependent perturbation may have off-diagonal matrix elements. In order to model a uniform potential deep inside the electrodes such off-diagonal terms must be of lower order with respect to the system size. However their inclusion is trivial and it does not lead to any qualitative changes.

The current from the α contact through the α barrier to the central region can be calculated from the time evolution of the occupation number operator N_α of the α contact. From the obvious generalization of Eq. (21) one readily finds

$$\begin{aligned} J_\alpha(t) &= 2e \sum_k \Re \left[G_{0,k\alpha}^<(t; t) \right] V_{k\alpha} \\ &= 2e \sum_k \Re \left[\mathbf{G}^{\text{R}}(t; 0) \mathbf{G}^<(0; 0) \mathbf{G}^{\text{A}}(0; t) \right]_{0,k\alpha} V_{k\alpha}. \end{aligned} \quad (25)$$

The above expression is manifestly gauge-invariant. Indeed, if $U_{m,n}(t) \rightarrow U_{m,n}(t) + \delta_{m,n} \chi(t)$ then $\mathbf{G}^{\text{R}}(t; 0) \rightarrow e^{-i \int_0^t \chi(\bar{t}) d\bar{t}} \mathbf{G}^{\text{R}}(t; 0)$ while $\mathbf{G}^{\text{A}}(0; t) \rightarrow e^{i \int_0^t \chi(\bar{t}) d\bar{t}} \mathbf{G}^{\text{A}}(0; t)$ and the time-dependent shift $\chi(t)$ has no effect on the current response. In the same way it is invariant under a simultaneous shift of μ and the initial potential.

The matrix $\mathbf{G}^<(0; 0)$ can be written as²⁹

$$\mathbf{G}^<(0; 0) = \int_\Gamma \frac{d\zeta}{2\pi} \frac{f(\zeta) e^{n\zeta}}{\zeta - \boldsymbol{\varepsilon} - \mathbf{V}},$$

where Γ is the contour surrounding all the Matsubara frequencies $\omega_n = (2n + 1)\pi i / \beta + \mu$ clockwise [see Fig. 9 in Appendix C] while η is an infinitesimally small positive constant. It is therefore convenient to define the kernel

$$Q_\alpha(\zeta; t) = \sum_k \left[\mathbf{G}^{\text{R}}(t; 0) \mathbf{G}(\zeta) \mathbf{G}^{\text{A}}(0; t) \right]_{0,k\alpha} V_{k\alpha}, \quad (26)$$

with $\mathbf{G}(\zeta) = [\zeta - \mathcal{E} - \mathbf{V}]^{-1}$, and to write the current in the form

$$J_\alpha(t) = 2e \Re \left[\int_\Gamma \frac{d\zeta}{2\pi} f(\zeta) e^{\eta\zeta} Q_\alpha(\zeta; t) \right]. \quad (27)$$

It is worth noticing that the partitioned approach leads to Eq. (25) with $\mathbf{g}^<(0;0) = if(\mathcal{E})$ in place of $\mathbf{G}^<(0;0) = if(\mathcal{E} + \mathbf{V})$. It is our intention to clarify under what circumstances, if any, the long-time behavior of the time-dependent current is not affected by this replacement.

As a side remark we also observe that $J_\alpha(t=0)$ in Eq. (25) correctly vanishes. Letting $|\lambda_n\rangle$ and λ_n be the eigenvectors and eigenvalues of $\mathbf{T} = \mathcal{E} + \mathbf{V}$, we have

$$J_\alpha(0) = -2e \sum_k \sum_n \Im [\langle 0|\lambda_n \rangle f(\lambda_n) \langle \lambda_n|k\alpha \rangle] V_{k\alpha} = 0,$$

since $\langle 0|\lambda_n \rangle$ and $\langle \lambda_n|k\alpha \rangle$ can always be chosen as real quantities for systems with time reversal symmetry.

A. Step-Like Modulation

The first exactly solvable model we wish to consider is a step-like modulation, *i.e.*, $U_{m,n}(t) = \Theta(t)U_{m,n}$. From Eq. (3) it follows that for any $t > 0$

$$\mathbf{G}^R(t;0) = -ie^{-i[\mathcal{E} + \mathbf{U} + \mathbf{V}]t} \equiv \int \frac{d\omega}{2\pi} e^{-i\omega t} \mathbf{G}^R(\omega),$$

and $\mathbf{G}^A(0;t) = [\mathbf{G}^R(t;0)]^\dagger$. The device component of $\mathbf{G}^{\text{R,A}}(\omega)$ can be written as

$$G_{0,0}^{\text{R,A}}(\omega) = \frac{1}{\omega - \tilde{\varepsilon}_0 - \Sigma^{\text{R,A}}(\omega) \pm i\eta}, \quad (28)$$

where $\tilde{\varepsilon}_0 = \varepsilon_0 + U_0$. Here, $\Sigma^{\text{R,A}}(\omega) = \sum_\alpha \Sigma_\alpha^{\text{R,A}}(\omega)$ is the retarded/advanced self energy induced by back and forth virtual hopping processes from the localized level to the leads and is given by

$$\Sigma_\alpha^{\text{R,A}}(\omega) = \sum_k \frac{V_{k\alpha}^2}{\omega - \tilde{\varepsilon}_{k\alpha} \pm i\eta}, \quad (29)$$

where we have used the short-hand notation $\tilde{\varepsilon}_{k\alpha} = \varepsilon_{k\alpha} + U_{k\alpha}$.

1. $U_{k\alpha} = U_\alpha$: Steady-State Current

If $U_{k\alpha} = U_\alpha$ the energy levels of the α lead are equally shifted. From Eq. (25) it follows that we need to estimate the matrix elements $G_{0,0}^R(t;0)$, $G_{0,k\alpha}^R(t;0)$ of the retarded Green function and the two contractions $\sum_k G_{0,k\alpha}^A(0;t)V_{k\alpha}$, $\sum_k G_{k'\alpha',k\alpha}^A(0;t)V_{k\alpha}$ in the long-time limit. We assume that $\Sigma_\alpha^{\text{R,A}}(\omega)$ is a smooth function for

all real ω . Then, using the the Riemann-Lebesgue theorem one can prove (see Appendix B) that the kernel $Q_\alpha(\zeta; t)$ has the following asymptotic behavior

$$\lim_{t \rightarrow \infty} Q_\alpha(\zeta; t) = \int \frac{d\varepsilon}{2\pi} \frac{\Gamma_\alpha(\varepsilon)}{\zeta - \varepsilon + U_\alpha} G_{0,0}^R(\varepsilon) + \sum_{\alpha'} \int \frac{d\varepsilon}{2\pi} \frac{\Gamma_{\alpha'}(\varepsilon)}{\zeta - \varepsilon + U_{\alpha'}} |G_{0,0}^R(\varepsilon)|^2 \Sigma_\alpha^A(\varepsilon), \quad (30)$$

where

$$\Gamma_\alpha(\varepsilon) = -2\Im[\Sigma_\alpha^R(\varepsilon)] = 2\pi \sum_k \delta(\varepsilon - \tilde{\varepsilon}_{k\alpha}) V_{k\alpha}^2. \quad (31)$$

In Eq. (30) the r.h.s. has a simple pole structure in the ζ variable and therefore the integration along the Γ contour can be easily performed. Using the identity $\int_\Gamma (d\zeta/2\pi) f(\zeta) e^{\eta\zeta} (\zeta - \varepsilon)^{-1} = if(\varepsilon)$ the stationary current $J_\alpha^{(S)} \equiv \lim_{t \rightarrow \infty} J_\alpha(t)$ has the following expression

$$J_R^{(S)} = -e \int \frac{d\varepsilon}{2\pi} \frac{\Gamma_R(\varepsilon) \Gamma_L(\varepsilon)}{[\varepsilon - \tilde{\varepsilon}_0 - \Lambda(\varepsilon)]^2 + [\Gamma(\varepsilon)/2]^2} \times [f(\varepsilon - U_L) - f(\varepsilon - U_R)] = -J_L^{(S)}, \quad (32)$$

where $\Lambda(\varepsilon) = \Re[\Sigma^R(\varepsilon)]$ is the Hilbert transform of $\Gamma(\varepsilon) = \sum_\alpha \Gamma_\alpha(\varepsilon)$:

$$\Lambda(\omega) = P \int \frac{d\omega'}{2\pi} \frac{\Gamma(\omega')}{\omega - \omega'}. \quad (33)$$

It is of interest to note that the dependence on the bias U_α appears not only in the distribution function f but also in the quantities Γ and Λ , see Eqs. (31)-(33). The dependence of the self energy on the level-shifts is physical since when the particle visits the reservoirs experiences the applied potential. We also remark that Eq. (32) is of the Landauer type.³⁰ More generally the Landauer formula is valid for any mesoscopic device provided it is noninteracting. This result agrees with the one obtained in the partitioned approach by Jauho and coworkers.^{8,10} There the leads are decoupled from the central device and in thermal equilibrium at different chemical potential μ_L and μ_R and inverse temperature β_L and β_R in the remote past. In order to preserve charge neutrality each energy level $\varepsilon_{k\alpha}$ must be shifted by $\mu_\alpha - \mu$ where μ is the chemical potential of the two undisturbed leads. The stationary current is then obtained by switching on the contacts, *i.e.*, the hybridization part of the Hamiltonian. By tuning $\beta_R = \beta_L = \beta$ and $\mu_R - \mu_L = U_R - U_L$ the current is given by Eq. (32).

To summarize we have found that for noninteracting leads a steady state develops in the long-time limit whenever 1) The one-body levels of the charge reservoirs form a continuum and 2) The self energy due to the hopping term is a smooth function. Under these hypotheses the time-translational invariance is restored by means of a *dephasing mechanism*. The comparison of our result with the one obtained in the partitioned scheme provides the criteria of equivalence: besides the tuning $\mu_L - \mu_R = U_L - U_R$ one needs to shift the levels of the α reservoir by $\mu_\alpha - \mu$.

2. $U_{k\alpha} = U_\alpha$: Time-Dependent Current in the Wide-Band Limit

The calculation of the stationary current is greatly simplified by the long-time behavior of the various terms coming from Eq. (25). However, as far as we are interested in the current at any finite time we need to specify the structure of the retarded (advanced) self energy. Here, we consider the so called wide-band limit where the level-width functions $\Gamma_\alpha(\omega) \equiv 2\gamma_\alpha$ are assumed to be constant and hence, from Eq. (33), $\Lambda_\alpha(\omega) = 0$. In this case $G_{0,0}^R(\omega)$ has a simple-pole structure and the calculations are slightly simplified. We emphasize that what follows is the first explicit result of a time-dependent current in a model system in the framework of a partition-free approach and therefore also a simple model could be of some interest. Without loss of generality we can always choose $\varepsilon_0 = 0$; for the sake of simplicity we also consider $U_0 = 0$. We defer the reader to Appendix C for the details. Here, we just write down the final result for $J_\alpha(t)$:

$$J_\alpha(t) = J_\alpha^{(S)} - 4e\gamma_\alpha e^{-\gamma t} \int \frac{d\omega}{2\pi} f(\omega) \quad (34)$$

$$\times \left[U_\alpha \Im \left\{ \frac{e^{i(\omega+U_\alpha)t}}{(\omega+i\gamma)(\omega+U_\alpha+i\gamma)} \right\} + \sum_{\alpha'} \gamma_{\alpha'} U_{\alpha'} \right.$$

$$\times \left. \frac{U_{\alpha'} e^{-\gamma t} + 2\omega \cos[(\omega+U_{\alpha'})t] + 2\gamma \sin[(\omega+U_{\alpha'})t]}{[\omega^2 + \gamma^2][(\omega+U_{\alpha'})^2 + \gamma^2]} \right],$$

where $J_\alpha^{(S)}$ is the stationary current of Eq. (32) and $\gamma = \gamma_R + \gamma_L$. One can easily check that 1) For $t \rightarrow \infty$ Eq. (34) yields the result in Eq. (32), 2) For $t = 0$ the current vanishes, that is $J_\alpha(0) = 0$ and 3) For $U_L = U_R = 0$ the current vanishes for any t . Eq. (34) can be rewritten in a more physical and compact way if we exploit the particle-number conservation. Denoting by n_0 the particle number operator in the central device we have

$$J_R(t) + J_L(t) = e \frac{d}{dt} \langle n_0 \rangle,$$

so that

$$J_R(t) = J_R^{(S)} + e \frac{\gamma_R}{\gamma} \frac{d}{dt} \langle n_0 \rangle - 4e \frac{\gamma_R \gamma_L}{\gamma} e^{-\gamma t} \int \frac{d\omega}{2\pi}$$

$$\times \Im \left\{ \frac{f(\omega)}{\omega + i\gamma} \left[U_R \frac{e^{i(\omega+U_R)t}}{\omega + U_R + i\gamma} - U_L \frac{e^{i(\omega+U_L)t}}{\omega + U_L + i\gamma} \right] \right\};$$

$J_L(t)$ is obtained by exchanging $R \leftrightarrow L$ in the r.h.s. of the above expression. Therefore, $J_R(t) \neq -J_L(t)$ for any finite time t , even in the symmetric case $\gamma_R = \gamma_L$; the time derivative of $\langle n_0 \rangle$ contributes to J_R and J_L in the same way.

Our formula for the nonlinear transient current clearly differ from the one obtained by Jauho *et al.*⁸ in the partitioned scheme. Indeed, the prescribed integration along the imaginary axis gives extra terms (see Appendix C)

which are absent if the system is uncontacted for negative times. We have explicitly verified that by discarding these terms our formula reduces to the one obtained in the partitioned scheme. For long times, the extra terms vanish and our scheme reproduces the earlier steady-state results.

If one of the two leads does not undergo any level shift, *e.g.* $U_R = 0$, from Eq. (34) we get

$$J_R(t) = J_R^{(S)} - 4e\gamma_R\gamma_L U_L e^{-\gamma t} \int \frac{d\omega}{2\pi} f(\omega) \quad (35)$$

$$\times \frac{U_L e^{-\gamma t} + 2\omega \cos[(\omega+U_L)t] + 2\gamma \sin[(\omega+U_L)t]}{[\omega^2 + \gamma^2][(\omega+U_L)^2 + \gamma^2]}.$$

The transient behavior of the time-dependent quantity $J_\alpha(t) - J_\alpha^{(S)}$ is not simply an exponential decay. In Fig. 2 we have plotted $J_R(t)$ in Eq. (35) versus t for different values of the applied bias U_L at zero temperature. The current strongly depends on U_L for small U_L while it is fairly independent of it in the strong bias regime; using the parameter specified in the caption, the time-dependent current has essentially the same shape for any $U_L \gtrsim 8$.

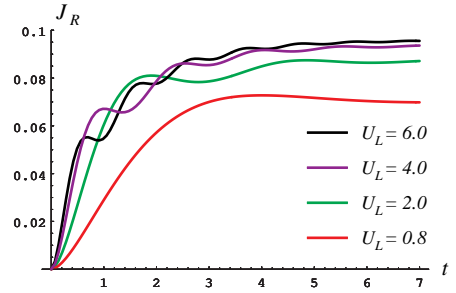


FIG. 2: Time-dependent current $J_R(t)$ for different values of the applied bias $U_L = 0.8, 2.0, 4.0$ and 6.0 . The numerical integration has been done with $\gamma_R = \gamma_L = 0.2$, $\mu = 0$ and zero temperature.

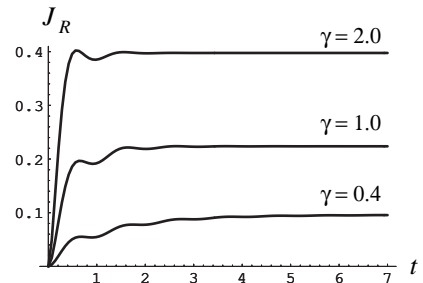


FIG. 3: Time-dependent current for $U_L = 6$, $\mu = 0$ and zero temperature versus time for three different values of the line widths $\gamma_R = \gamma_L = 0.2, 0.5$ and 1.0 .

In Fig. 3 the current $J_R(t)$ is plotted for different values of the total line width γ and for a fixed value $U_L = 6$

of the applied bias. As expected, the larger is γ the bigger is the slope of the current in $t = 0$.

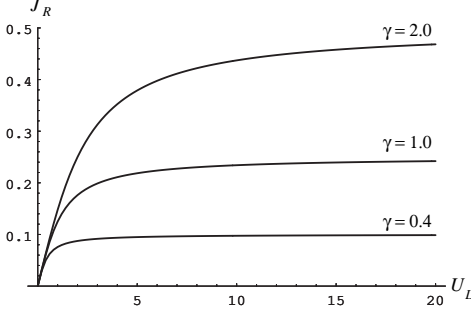


FIG. 4: Stationary current versus the applied bias at zero temperature and chemical potential for three different values of the line widths $\gamma_R = \gamma_L = 0.2, 0.5$ and 1.0 .

Finally, in Fig. 4 we report the trend of the stationary current $J_R^{(S)}$ as a function of the bias U_L for three different choices of the level widths. As one can see the bigger is γ and the wider is the range of validity of the Ohm law.

B. Arbitrary Modulation: Theorem of Equivalence

We have shown that the steady-state current induced by a step-like modulation does not change if one uses the $\mathbf{G}^<$ of the partitioned approach, given by the first term on the r.h.s. of Eq. (14), in place of the one coming from the partition-free approach. This reasonable result is now *proved* and not simply *postulated*. The equivalence between the two expressions for the current is of special importance since it is much easier to work in the partitioned scheme. However, it has been proved only for step-like modulations with $U_{k\alpha} = U_\alpha$. Here, we prove that the above equivalence remains true under very general assumptions. To this end we consider the quantity

$$\Sigma_{\alpha,\mathcal{V}}^{\mathbf{R},\mathbf{A}}(t;t') = \sum_k g_{k\alpha}^{\mathbf{R},\mathbf{A}}(t;t') \mathcal{V}_{k\alpha}^2 \quad (36)$$

where \mathcal{V} is an arbitrary complex function of $k\alpha$. Then, the following theorem holds

Theorem of Equivalence: If

$$\lim_{t \rightarrow \infty} \Sigma_{\alpha,\mathcal{V}}^{\mathbf{R}}(t;t') = \lim_{t \rightarrow \infty} \Sigma_{\alpha,\mathcal{V}}^{\mathbf{A}}(t';t) = 0 \quad (37)$$

for any nonsingular \mathcal{V} , then

$$\lim_{t \rightarrow \infty} [Q_\alpha(\zeta;t) - q_\alpha(\zeta;t)] = 0, \quad (38)$$

where $q_\alpha(\zeta;t) \equiv \sum_k [\mathbf{G}^{\mathbf{R}}(t;0) \mathbf{g}(\zeta) \mathbf{G}^{\mathbf{A}}(0;t)]_{0,k\alpha} V_{k\alpha}$, and $\mathbf{g}(\zeta) = [\zeta - \boldsymbol{\varepsilon}]^{-1}$ is the uncontacted Green function.

Eq. (38) says that if we apply the same time-dependent perturbation the same asymptotic current will emerge in the partitioned and partition-free approaches.

Proof: In terms of the self energy $\Sigma_V^{\mathbf{R}} = \sum_\alpha \Sigma_{\alpha,V}^{\mathbf{R}}$, the equation of motion for $G_{0,0}^{\mathbf{R}}$ takes the form

$$\left\{ i \frac{d}{dt} - \varepsilon_0(t) \right\} G_{0,0}^{\mathbf{R}}(t;t') - [\Sigma_V^{\mathbf{R}} \cdot G_{0,0}^{\mathbf{R}}](t;t') = \delta(t-t'),$$

where the symbol \cdot denotes the real-time convolution. We now consider the limit $t \rightarrow \infty$. The hypothesis (37) implies

$$\lim_{t \rightarrow \infty} G_{0,0}^{\mathbf{R}}(t;t') = 0, \quad (39)$$

which in turn implies that $[\Sigma_V^{\mathbf{R}} \cdot G_{0,0}^{\mathbf{R}}](t;t') \xrightarrow{t \rightarrow \infty} 0$. Furthermore, from the Dyson equation for $G_{0,k\alpha}^{\mathbf{A}}$ we find

$$\sum_k G_{0,k\alpha}^{\mathbf{A}}(t';t) V_{k\alpha} = [G_{0,0}^{\mathbf{A}} \cdot \Sigma_{\alpha,V}^{\mathbf{A}}](t';t) \xrightarrow{t \rightarrow \infty} 0. \quad (40)$$

We note that the above two asymptotic relations have been obtained for $t' = 0$ in the special case of a step-like modulation, see Eq. (B1). Here, we have shown that they hold in a more general context. As a consequence of these two identities, the asymptotic difference $[Q_\alpha(\zeta;t) - q_\alpha(\zeta;t)]$ can be written as

$$[G_{0,0}^{\mathbf{R}} \cdot \Sigma_V^{\mathbf{R}}](t;0) \times G_{0,0}(\zeta) \times \Sigma_V^{\mathbf{A}} \cdot [\delta + G_{0,0}^{\mathbf{A}} \cdot \Sigma_{\alpha,V}^{\mathbf{A}}](0;t).$$

Here, $\Sigma_V^{\mathbf{R}} = \sum_\alpha \Sigma_{\alpha,V}^{\mathbf{R}}$ is given by Eq. (36) with $\mathcal{V}_{k\alpha}^2 = V_{k\alpha}^2 / (\zeta - \varepsilon_{k\alpha})$. Since $\zeta \in \Gamma$, $\Im[\zeta] \neq 0$ and hence $\mathcal{V}_{k\alpha}^2$ is nonsingular, meaning that Eq. (37) holds. Eq. (37) together with Eq. (40) imply the equation of equivalence (38).

As a simple application of the Theorem of Equivalence one can calculate the stationary current for an arbitrary step-like modulation. The quantity $q_\alpha(\zeta;t)$ is simply given by the first two terms of Eq. (B2). Both have a simple pole structure in the ζ variable and we can perform the integration along the contour Γ . Using the definition in Eq. (31), with $\tilde{\varepsilon}_{k\alpha} = \varepsilon_{k\alpha} + U_\alpha(\varepsilon_{k\alpha})$, one obtains

$$\begin{aligned} J_R^{(S)} = & -e \int \frac{d\varepsilon}{2\pi} f(\varepsilon) \\ & \times \left\{ \Gamma_L^{(0)}(\varepsilon) \Gamma_R(\varepsilon + U_L(\varepsilon)) |G_{0,0}^{\mathbf{R}}(\varepsilon + U_L(\varepsilon))|^2 \right. \\ & \left. + \Gamma_R^{(0)}(\varepsilon) \Gamma_L(\varepsilon + U_R(\varepsilon)) |G_{0,0}^{\mathbf{R}}(\varepsilon + U_R(\varepsilon))|^2 \right\} \end{aligned} \quad (41)$$

The quantity $\Gamma_\alpha^{(0)}(\varepsilon) \equiv 2\pi \sum_k V_{k\alpha}^2 \delta(\varepsilon - \varepsilon_{k\alpha})$ is the equilibrium line width. Eq. (41) reduces to Eq. (32) if $U_\alpha(\varepsilon) = U_\alpha$ since in this case $\Gamma_\alpha^{(0)}(\varepsilon - U_\alpha) = \Gamma_\alpha(\varepsilon)$.

In the noninteracting case it is reasonable to assume that Eq. (41) yields the steady-state current even for an arbitrary time-dependent disturbance such that $\lim_{t \rightarrow \infty} U_{k\alpha}(t) = U_{k\alpha}$ and $\lim_{t \rightarrow \infty} U_0(t) = U_0$. In the next Section we shall prove that the asymptotic current has no memory and depends only on the asymptotic value of the external perturbation.

C. Memory Loss Theorem

If the condition (37) of the Theorem of Equivalence is fulfilled, the asymptotic value of the nonlinear time-dependent current in Eq. (27) simplifies to

$$J_\alpha(t) = 2e \Re \left[\int_\Gamma \frac{d\zeta}{2\pi} f(\zeta) e^{\eta\zeta} q_\alpha(\zeta; t) \right] \quad (42)$$

$$= 2e \Re \left[\sum_{k\beta} G_{0,k\beta}^R(t; 0) g_{k\beta}^<(0; 0) \right. \\ \left. \times \sum_{k'} G_{k\beta,k'\alpha}^A(0; t) V_{k'\alpha} \right].$$

We note in passing that expressing $G_{0,k\beta}^R$ and $G_{k\beta,k'\alpha}^A$ in terms of $G_{0,0}^R$ and $G_{0,0}^A$ respectively, Eq. (42) can be rewritten in terms of $\Sigma_{\alpha,V}^< = \sum_k g_{k\alpha}^< V_{k\alpha}^2$

$$J_\alpha(t) = 2e \Re \{ [G_{0,0}^R \cdot \Sigma_{\alpha,V}^<](t; t) + [G_{0,0}^< \cdot \Sigma_{\alpha,V}^A](t; t) \},$$

where the asymptotic relation $G_{0,0}^< = \sum_\alpha G_{0,0}^R \cdot \Sigma_{\alpha,V}^<$. $G_{0,0}^A$ has been used [see Eq. (20)]. This agrees with the result obtained by Wingreen *et al.*^{7,8} in the partitioned approach, as it should.

In general $J_\alpha(t \rightarrow \infty)$ is not a constant unless the external perturbation tends to a constant in the distant future. In this case the following theorem holds

Memory Loss Theorem: If

$$\lim_{t \rightarrow \infty} U_\alpha(\varepsilon, t) = U_\alpha(\varepsilon), \quad \lim_{t \rightarrow \infty} U_0(t) = U_0$$

the current $J_\alpha(t)$ tends to a constant, given by Eq. (41), in the long-time limit.

Proof: Is convenient to denote with \tilde{G} and \bar{g} the Green functions corresponding to the step-like modulation with coefficients $U_\alpha(\varepsilon)$ and U_0 . We have already shown that in the long-time limit Eq. (42) yields Eq. (41) if $G^{R,A} = \tilde{G}^{R,A}$. The Memory Loss Theorem is then proved if

$$\lim_{t \rightarrow \infty} \frac{\tilde{G}_{0,k\beta}^R(t; 0)}{G_{0,k\beta}^R(t; 0)} = e^{i\Delta_{k\beta}} = \lim_{t \rightarrow \infty} \frac{\sum_{k'} G_{k\beta,k'\alpha}^A(0; t) V_{k'\alpha}}{\sum_{k'} \tilde{G}_{k\beta,k'\alpha}^A(0; t) V_{k'\alpha}} \quad (43)$$

for some real constant $\Delta_{k\beta}$.

According to Eq. (39), the device component of the retarded Green function $G_{0,0}^R(t \rightarrow \infty; t')$ vanishes for any finite t' . Since $\lim_{t,t' \rightarrow \infty} [g_0^R(t; t')/\bar{g}_0^R(t; t')] = 1$, from $G_{0,0}^R = g_0^R + g_0^R \cdot \Sigma_V^R \cdot G_{0,0}^R$ it follows that $\lim_{t,t' \rightarrow \infty} [G_{0,0}^R(t; t')/\bar{G}_{0,0}^R(t; t')] = 1$. Let us now consider the Dyson equation

$$G_{0,k\alpha}^R(t; t') = \int d\bar{t} G_{0,0}^R(t; \bar{t}) V_{k\alpha} g_{k\alpha}^R(\bar{t}; t'), \quad (44)$$

with $t' = 0$ and $t \rightarrow \infty$. Since the integrand vanishes for any finite \bar{t} , we can substitute $G_{0,0}^R$ with $\bar{G}_{0,0}^R$. Furthermore, since the applied bias tends to a constant in the

distant future, $\lim_{t \rightarrow \infty} [g_{k\alpha}^R(t; 0)/\bar{g}_{k\alpha}^R(t; 0)] = e^{-i\Delta_{k\alpha}}$ for some real quantity $\Delta_{k\alpha}$. The l.h.s. of Eq. (43) is then proved. A similar reasoning leads to the r.h.s. of Eq. (43).

D. Linear Response in the Wide-Band Limit

In the case of small time-dependent perturbations, one can use Eq. (23) to calculate the lesser Green function. In order to carry on the calculations analytically we consider the wide-band limit and we choose $\delta U_{k\alpha}(t) = \delta U_\alpha(t)$. For simplicity we omit the subscript 0 in the retarded and advanced equilibrium Green functions. By explicitly writing down the matrix product in Eq. (23) one readily realize that we have to calculate the functions $G_{0,0}^R(t - \bar{t})$, $G_{0,k'\alpha'}^R(t - \bar{t})$, $\sum_k V_{k\alpha} G_{0,k\alpha}^A(\bar{t} - t)$ and $\sum_k V_{k\alpha} G_{k'\alpha',k\alpha}^A(\bar{t} - t)$. They are easily obtained from Eqs. (C2) by simply replacing $\tilde{\varepsilon} \rightarrow \varepsilon$ and $t \rightarrow t - \bar{t}$. The calculations are rather similar to those already performed to derive the expression (34) and they are left to the reader. Denoting by $\delta J_\alpha(t)$ the time-dependent current in the linear regime one ends up with

$$\delta J_\alpha(t) = 4e\gamma_\alpha \Re \left\{ \int_0^t d\bar{t} \int \frac{d\omega}{2\pi} f(\omega) \frac{e^{i(\omega - \Omega_0)(t - \bar{t})}}{\omega - \Omega_0} \right. \\ \left. \times \left[\delta U_0(\bar{t}) - \delta U_\alpha(\bar{t}) + 2i \sum_{\alpha'} \gamma_{\alpha'} \frac{\delta U_0(\bar{t}) - \delta U_{\alpha'}(\bar{t})}{\omega - \Omega_0^*} \right] \right\} \quad (45)$$

where $\Omega_0 = \varepsilon_0 - i\gamma$. In the special case $\varepsilon_0 = 0$, $\delta U_0(t) = 0$ and $\delta U_\alpha(t) = \delta U_\alpha = \text{const}$, $\delta J_\alpha(t)$ reduces to the time-dependent current in Eq. (34) to first order in δU_α , as it should.

Eq. (45) takes a very simple form if $\varepsilon_0 = \delta U_0 = \delta U_R = 0$ and $\alpha = R$:

$$\delta J_R(t) = 4e\gamma_R\gamma_L \int_0^t d\bar{t} \delta U_L(t - \bar{t}) \\ \times \left\{ \frac{\Im[f(i\gamma)]}{\gamma} e^{-2\gamma\bar{t}} - \frac{2}{\beta} \Re \left[\sum_{n=0}^{\infty} \frac{e^{i\omega_n - \gamma\bar{t}}}{\omega_n^2 + \gamma^2} \right] \right\},$$

where $\omega_n = (2n + 1)\pi i/\beta + \mu$ are the Matsubara frequencies and the identity

$$\int_{-\infty}^{\infty} \frac{d\omega}{2\pi} f(\omega) \frac{e^{i\omega\bar{t}}}{\omega^2 + \gamma^2} = f(i\gamma) \frac{e^{-\gamma\bar{t}}}{2\gamma} - \frac{i}{\beta} \sum_{n=0}^{\infty} \frac{e^{i\omega_n\bar{t}}}{\omega_n^2 + \gamma^2},$$

has been used. In the special case of a vanishing chemical potential, the Matsubara frequencies are imaginary numbers and $\delta J_R(t)$ simplifies

$$\delta J_R(t) = -2e \frac{\gamma_R\gamma_L}{\gamma} \int_0^t d\bar{t} \delta U_L(t - \bar{t}) e^{-2\gamma\bar{t}} \\ \times \left\{ \tan\left[\frac{\beta\gamma}{2}\right] + \frac{e^{-[\frac{\beta}{2} - \gamma]\bar{t}}}{\pi} F(\bar{t}) \right\}, \quad (46)$$

where

$$F(\bar{t}) = \sum_{m=0,1} (-)^m \Phi[e^{-\frac{2\pi\bar{t}}{\beta}}, 1, \frac{\pi + (-)^m \beta \gamma}{2\pi}]$$

is a linear combination of the Lerch transcendent functions $\Phi[z, s, a] = \sum_{n=0}^{\infty} z^n / (a + n)^s$.

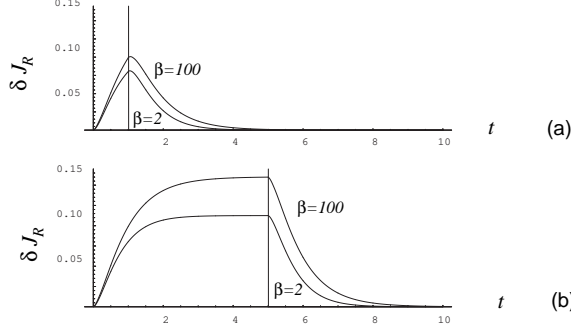


FIG. 5: Current versus time for two different external disturbance δU_L . In both figures $\gamma_R = \gamma_L = 0.5$; the current is plotted for two different inverse temperature $\beta = 2$ and $\beta = 100$. In (a) δU_L is a square bump-like modulation whose duration is 1 while in (b) the duration is 5.

In Fig. 5 we show the trend of $\delta J_R(t)$ for square bump-like modulations. On the top $\delta U_L(t) = \Theta(t)\Theta(1-t)$ while on the bottom $\delta U_L(t) = \Theta(t)\Theta(5-t)$; both disturbances are considered for two different inverse temperature $\beta = 2$ and $\beta = 100$. As one can see the effect of an increasing temperature consists in a sort of rescaling of the time-dependent current. The line widths γ_α have been taken equal and large enough to justify the linear approximation. Since the disturbance is of order 1, from Fig. 4 one can see that $\gamma_R = \gamma_L = 0.5$ is a good choice.

The ac current in the linear approximation is plotted in Fig. 6 for $\beta = 100$ and $\gamma_R = \gamma_L = 0.5$. The time-dependent disturbance is taken to be $\delta U_L(t) = \sin \omega_0 t$ with $\omega_0 = 5, 10, 20$ in (a), (b) and (c) respectively. Finally, in Fig. 7 we have considered the current response to a periodic square bump-like modulation for different values of the period.

IV. INTERACTING SYSTEMS

In earlier theoretical works on quantum transport one can distinguish at least two schools. In one school one tries to keep the full atomistic structure of the conductor and the leads, but all works so far are at the level of the Local Density Approximation (LDA) and only the steady state has been considered. The advantage of this approach is that the interaction in the leads and in the conductor are treated on the same footing via self-consistent calculations on the current-carrying system. It also allows for detailed studies of how the contacts influence the conductance properties.

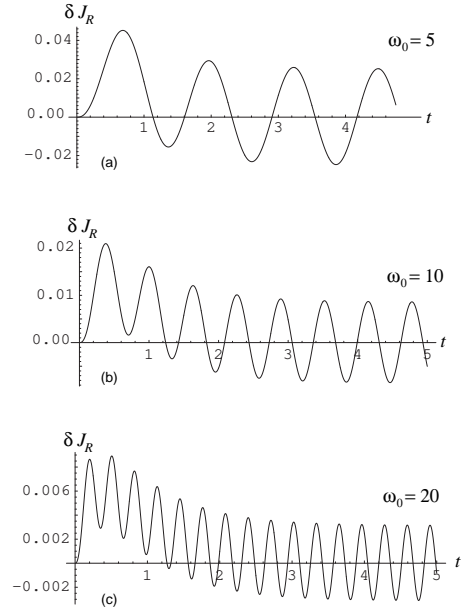


FIG. 6: Current versus time for an oscillating external disturbance δU_L . In both figures $\gamma_R = \gamma_L = 0.5$ and the inverse temperature is $\beta = 100$. $\delta U_L(t) = \sin \omega_0 t$ with $\omega_0 = 5, 10, 20$ in (a), (b) and (c) respectively.

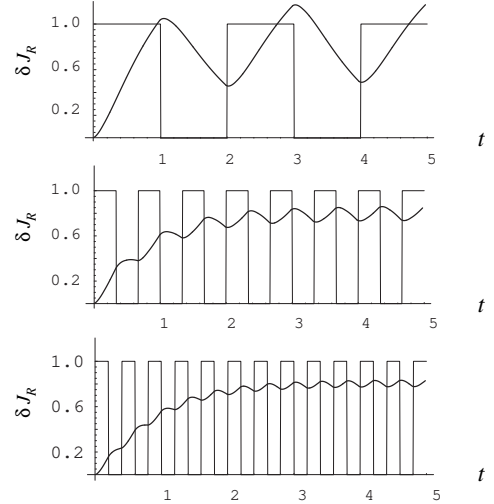


FIG. 7: Current versus time for three different periodic square bump-like modulations. In any figure $\gamma_R = \gamma_L = 0.5$ and $\beta = 100$. The thin lines represent δU_L while the thick lines represent δJ_R .

The other school is using simplified models which allows the analysis to be carried much further. Considerable progresses have been made in this respect for a localized level described by a Lundquist-like model^{31,32,33} and for the so called “Coulomb island”^{34,35} where H_0 in Eq. (24) is replaced by the Anderson Hamiltonian. However, all these works treat the leads as non-interacting,

which prohibits a realistic description of the contacts and of the long-range aspects of the Coulomb interaction³⁶. The model approach are based on a partitioned scheme which makes the time-dependent results difficult to interpret.

We here want to show how the current LDA by Lang *et al.*^{13,14} follows from the TDDFT scheme described in Section II C. We also present an exact result for the steady-state current of an interacting resonant tunneling system. Finally, the transient behavior of a capacitor-device-capacitor system is investigated on the level of Mean Field.

A. Steady-State Limit of TDDFT

In Section III we showed that under certain conditions a steady state is reached in the long-time limit, and that this limit is independent of history. We also showed that the partitioned and partition-free treatments give an equivalent description of the steady state. The mechanism for the loss of memory was pure dephasing, and it holds provided the leads are macroscopic while the device is finite. Another important ingredient is that the applied bias is uniform deep inside the leads. With these assumptions, our results can be generalized also to more general cases than the simplified model explicitly considered in Section III. In TDDFT, the full interacting problem is reduced to a fictitious noninteracting one and *all* the results of Section III can be recycled. In the case of Time Dependent Local Density Approximation (TDLDA), the exchange-correlation potential v_{xc} depends only on the instantaneous local density and has no memory at all. If the density tends to a constant, so does the effective potential U^{eff} , which again implies that the density tends to a constant. Owing to the non-linearity of the problem there might still be more than one steady-state solution or none at all.

If a steady state is reached in TDDFT, we can go directly to the long-time limit of the Dyson equation and work in the frequency space. We may with no restriction use a partitioned approach and split the fictitious one-electron Hamiltonian matrix in a non-conducting part \mathcal{E} and a correction \mathbf{V} involving one-body hopping terms between the two leads and the device. The lesser Green function of TDDFT fulfills

$$\mathcal{G}^<(\varepsilon) = [1 + \mathcal{G}^R(\varepsilon)\mathbf{V}] \mathbf{g}^<(\varepsilon)[1 + \mathbf{V}\mathcal{G}^A(\varepsilon)],$$

where \mathbf{g} is the uncontacted TDDFT Green function [cf. Eq. (13)]. In direct space, the uncontacted $\mathbf{g}^<$ can be written

$$g^<(\mathbf{r}, \mathbf{r}', \varepsilon) = 2\pi i \sum_{m\alpha} f_\alpha(e_{m\alpha}) \phi_{m\alpha}(\mathbf{r}) \phi_{m\alpha}^*(\mathbf{r}') \delta(\varepsilon - e_{m\alpha})$$

in terms of diagonalizing orbitals $\phi_{m\alpha}$ with fictitious eigenvalues $e_{m\alpha}$ for the left and right leads ($\alpha = L, R$) and the device ($\alpha = D$) and Fermi functions f_α with

chemical potential μ_α . The chemical potentials for the two leads differ, and the final result is independent of the chosen chemical potential for the device. When we apply $1 + \mathcal{G}^R \mathbf{V} = \mathcal{G}^R [\mathcal{G}^R]^{-1}$ to an unperturbed orbital $\phi_{m\alpha}$, it is transformed to an interacting, *i.e.*, contacted eigenstate $\psi_{m\alpha}$. Above the conductance threshold, states originating from the left lead become right-going scattering states, and states from the right lead become left-going scattering states. In addition, fully reflected waves and discrete state may arise which contribute to the density but not to the current. Thus,

$$\mathcal{G}^<(\mathbf{r}, \mathbf{r}', \varepsilon) = 2\pi i \sum_{m\alpha} f_\alpha(e_{m\alpha}) \psi_{m\alpha}(\mathbf{r}) \psi_{m\alpha}^*(\mathbf{r}') \delta(\varepsilon - e_{m\alpha}).$$

These results correspond closely to the general approach by Lang and coworkers.^{13,14} In their approach, the continuum is split into left and right-going parts, which are populated according to two different chemical potentials. The density is then calculated self-consistently. Lang *et al.* further approximate exchange and correlation by the LDA and the leads by homogeneous jellia, but apart from these approximations it is clear that his method implements TDDFT, as described in Section II C, in the steady state. It is also clear that the correctness of Lang's approach relies on the Theorem of Equivalence between the partitioned and partition-free approaches and the Memory Loss Theorem derived here. The equivalence between the scattering state approach by Lang *et al.* and the partitioned non-equilibrium approach used by Taylor *et al.*^{15,16} has also been shown by Brandbyge *et al.*³⁷

As shown above, the steady state of TDDFT can always be formulated in terms of orbitals which diagonalize the asymptotic one-particle Hamiltonian matrix. The current-carrying orbitals can always be grouped into a right-going class and a left-going class. As a consequence, the current can be expressed in a Landauer formula

$$J_R^{(S)} = -e \sum_m [f_L(e_{mL}) \mathcal{T}_{mL} - f_R(e_{mR}) \mathcal{T}_{mR}] \quad (47)$$

in terms of fictitious transmission coefficients $\mathcal{T}_{m\alpha}$ and energy eigenvalues $e_{m\alpha}$, $\alpha = L, R$. We also wish to emphasize that the steady-state current in Eq. (47) comes out from a pure dephasing mechanism in the fictitious noninteracting problem. The memory-loss effects from scatterings is described by A_{xc} and v_{xc} .

B. One-Level Resonant Tunneling System

In this Section we consider a resonant tunneling system described by the quadratic Hamiltonian of Eq. (24) and an inter-particle interaction

$$H_W = \frac{1}{2} \sum_{m \neq n} W_{m,n} n_m n_n,$$

where $n_m = c_m^\dagger c_m$ is the occupation number operator of the level m and $W_{m,n} = W_{n,m}$ is a symmetric matrix. (If

H_W includes long-range terms, the regrouping of potential terms as discussed in Section II C must be done.) In the generalized TDDFT scheme (based on the n_m occupations rather than on density) outlined in Section II C the fictitious Green function $\mathcal{G}_{m,n}$ is obtained by solving the Dyson equations with $\mathbf{K} = \mathbf{T} + \mathbf{U}^{\text{eff}}$, where

$$U_{m,n}^{\text{eff}}(t) = \delta_{m,n}[U_m(t) + V_{H,m}(t) + v_{xc,m}(t)].$$

If \mathbf{U}^{eff} satisfies the hypothesis of the Theorem of Equivalence and of the Memory Loss Theorem we can use Eq. (41) and write an exact formula for the steady-state current of an *interacting* resonant tunneling system:

$$\begin{aligned} J_R^{(S)} &= -e \int \frac{d\varepsilon}{2\pi} f(\varepsilon) \\ &\times \left\{ \Gamma_L^{(0)}(\varepsilon) \Gamma_R(\varepsilon + U_L^{\text{eff}}(\varepsilon)) \left| \mathcal{G}_{0,0}^R(\varepsilon + U_L^{\text{eff}}(\varepsilon)) \right|^2 \right. \\ &\quad \left. + \Gamma_R^{(0)}(\varepsilon) \Gamma_L(\varepsilon + U_R^{\text{eff}}(\varepsilon)) \left| \mathcal{G}_{0,0}^R(\varepsilon + U_R^{\text{eff}}(\varepsilon)) \right|^2 \right\}. \end{aligned} \quad (48)$$

For normal-metal electrodes we expect that the effective potential $U_\alpha^{\text{eff}}(\varepsilon, t) \rightarrow U_\alpha^{\text{eff}}(\varepsilon) = \text{const}$ provided $U_\alpha(\varepsilon, t) \rightarrow U_\alpha(\varepsilon) = \text{const}$ when $t \rightarrow \infty$. The constant $U_\alpha^{\text{eff}}(\varepsilon)$ may depend on the history of $U_\alpha(\varepsilon, t)$ while the steady-state current is independent of the history of $U_\alpha^{\text{eff}}(\varepsilon, t)$. $\mathcal{G}_{0,0}^R(\omega)$ is given by Eq.(28) with $\tilde{\varepsilon}_0 = \varepsilon_0 + \lim_{t \rightarrow \infty} U_0^{\text{eff}}(t)$ and with Σ^R from Eq.(29) with $\tilde{\varepsilon}_{k\alpha} = \varepsilon_{k\alpha} + \lim_{t \rightarrow \infty} U_{k\alpha}^{\text{eff}}(t)$. For the sake of clarity, Eq. (48) has been written for systems having a one-to-one correspondence between the one-body indices $k\alpha$ and the one-body energies $\varepsilon_{k\alpha} + U_{k\alpha}^{\text{eff}}(0)$. The generalization to systems with degenerate levels is straightforward and it is left to the reader.

As a further example we study the RPA time-dependent current response in the partition-free approach. In the Hartree approximation the Green function \mathbf{G}^H satisfies the equation of motion (18) with $\Sigma_c = 0$ and

$$\Sigma_{m,n}^\delta(z) \equiv \Sigma_{m,n}^H(z) = \delta_{m,n} \sum_{l: l \neq n} W_{n,l} n_l^H(z),$$

where $n_l^H(z) = -iG_{l,l}^{H,<}(z; z)$. According with the results obtained in Section II, the lesser Green function $\mathbf{G}^{H,<}$ is given by Eq. (17) with $\mathbf{G} \rightarrow \mathbf{G}^H$. Therefore, in the linear approximation we have

$$\begin{aligned} \delta \mathbf{G}^{<}(t; t) & \\ &= -i \int d\bar{t} \mathbf{G}_0^{H,R}(t; \bar{t}) [\delta \mathbf{U}^{\text{eff}}(\bar{t}), \mathbf{G}^{H,<}(0; 0)] \mathbf{G}_0^{H,A}(\bar{t}; t), \end{aligned} \quad (49)$$

with

$$\delta \mathbf{U}^{\text{eff}}(t) = \delta \mathbf{U}(t) + \delta \Sigma^H(t). \quad (50)$$

Eqs. (49)-(50) form a coupled system of integral equations for the unknowns $\delta \mathbf{G}^{<}(t; t)$ and $\delta \mathbf{U}^{\text{eff}}(t)$. For a capacitor-device-capacitor system one can take

$$W_{m,n} = \begin{cases} W_{\alpha\alpha'} & \text{if } m = k\alpha, n = k'\alpha' \\ 0 & \text{otherwise} \end{cases}.$$

Thus, putting an extra particle in the isolated α capacitor costs an energy $W_{\alpha\alpha}$ per particle. This means that the transfer of a finite number of particles from one capacitor to the other causes a finite change of the effective applied bias. We expect that the current vanishes in the long-time limit unless the applied bias continues to grow up. The coefficients $W_{RL} = W_{LR}$ mimic the repulsion energy between two particles in different capacitors. Actually, one can also consider the interaction between a particle in the central device and another in one of the two capacitors. No extra complications arise if $W_{0,k\alpha} = W_{\alpha}$, $\forall k$, and the results we are going to obtain can be easily extended.

Switching a bias $\delta U_{k\alpha}(t) = \delta U_\alpha(t)$, from Eq. (50) one gets $\delta U_{m,n}^{\text{eff}}(t) = \delta_{m,n} \delta U_n^{\text{eff}}(t)$ with $\delta U_{k\alpha}^{\text{eff}}(t) = \delta U_\alpha^{\text{eff}}(t)$, $\forall k$, and

$$\delta U_\alpha^{\text{eff}}(t) = \delta U_\alpha(t) - \frac{1}{e} \sum_\beta \int_0^t d\bar{t} W_{\alpha\beta} \delta J_\beta(\bar{t}), \quad (51)$$

where it has been taken into account that $\delta N_\alpha^H(t) \equiv \sum_k \delta n_{k\alpha}^H(t) = -\frac{1}{e} \int_0^t d\bar{t} \delta J_\alpha(\bar{t})$. Since $\delta \mathbf{U}^{\text{eff}}$ has the same matrix structure of the bare $\delta \mathbf{U}$, in the wide-band limit the linear time-dependent current $\delta J_\alpha(t)$ is given by Eq. (45) with $\delta \mathbf{U}$ replaced by $\delta \mathbf{U}^{\text{eff}}$. (It is worth noticing that the wide band limit still makes sense if the line width is approximately constant in a small interval around the chemical potential μ .) In this way the system of Eqs. (49)-(50) is reduced to a system of 4 coupled integral equations for the 4 scalar unknowns $\delta U_\alpha^{\text{eff}}$, δJ_α with $\alpha = L, R$. The symmetric case $\gamma_R = \gamma_L = \gamma/2$, $W_{RR} = W_{LL}$ allows a further simplification. Let us define $\delta U_\pm^{\text{eff}} = \delta U_R^{\text{eff}} \pm \delta U_L^{\text{eff}}$, $\delta U_\pm = \delta U_R \pm \delta U_L$, $\delta J_\pm = \delta J_R \pm \delta J_L$ and $W_\pm = W_{RR} \pm W_{RL} = W_{LL} \pm W_{LR}$. Then, from Eq. (51) we find

$$\delta U_\pm^{\text{eff}}(t) = \delta U_\pm(t) - \frac{W_\pm}{e} \int_0^t d\bar{t} \delta J_\pm(\bar{t}), \quad (52)$$

while from Eq. (45)

$$\delta J_+(t) = 2e\gamma \int_0^t d\bar{t} C_+(t - \bar{t}) [2\delta U_0(\bar{t}) - \delta U_+^{\text{eff}}(\bar{t})], \quad (53)$$

$$\delta J_-(t) = -2e\gamma \int_0^t d\bar{t} C_-(t - \bar{t}) \delta U_-^{\text{eff}}(\bar{t}), \quad (54)$$

where

$$C_\pm(t) = \Re \left\{ \int \frac{d\omega}{2\pi} f(\omega) \frac{e^{i(\omega - \varepsilon_0 \mp i\gamma)t}}{\omega - \varepsilon_0 \mp i\gamma} \right\}$$

is the conductivity kernel. Once δJ_\pm has been obtained, one can calculate $\delta J_R = (\delta J_+ + \delta J_-)/2$ and $\delta J_L = (\delta J_+ - \delta J_-)/2$.

In order to illustrate what is the time-dependent response of this model we have considered the zero temperature case with $\delta U_R(t) = -\delta U_L(t) = (1/2)\Theta(t)\Theta(t_0 - t)$

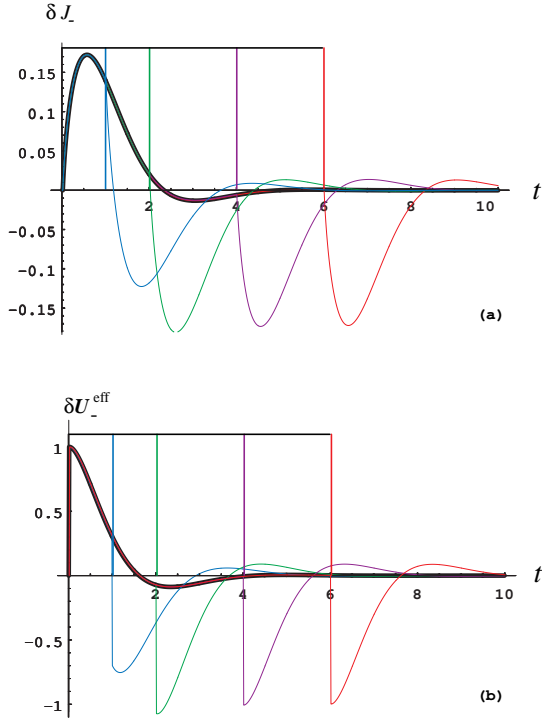


FIG. 8: Numerical solutions of Eqs. (52)-(53)-(54) in the zero temperature limit with $\mu = \varepsilon_0 = 0$, $W_- = 5$ and an external disturbance as described in the main text. The thick lines are the current in (a) and the effective potential in (b) for the step like modulation. The currents and the effective potentials for $t_0 = 1, 2, 4, 6$ unstuck from the thick line and start to oscillate and eventually vanish after a time $t \propto 1/W_-$. The vertical lines are the bare applied potentials.

and $\delta U_0(t) = 0$. Then, $\delta U_+(t) = 0$ and hence $\delta J_+(t) = \delta U_+^{\text{eff}}(t) = 0$. It follows that $\delta J_R(t) = -\delta J_L(t) = \delta J_-(t)/2$ and $\delta U_R^{\text{eff}}(t) = -\delta U_L^{\text{eff}}(t) = \delta U_-^{\text{eff}}(t)/2$ for any time t . In Fig. 8(a) we display the time-dependent current for square bump-like modulations with $t_0 = 1, 2, 4, 6$ and $W_- = 5$. The thick line is the current for the step like modulation $\delta U_-(t) = \Theta(t)$; depending on the value of t_0 the current unsticks itself from the thick line giving rise to different damped oscillating curves. In correspondence of each t_0 a vertical line has been drawn; it represents the bare applied potential $\delta U_-(t)$. Fig. 8(b) shows the time-dependent effective potential $\delta U_-^{\text{eff}}(t)$. As the current response, it drops to zero in the long-time limit since the interactions completely screen the applied bias after a time $t \propto 1/W_-$.

V. SUMMARY AND CONCLUDING REMARKS

In the present work we have used a partition-free scheme in order to treat the time-dependent current response of a mesoscopic system coupled to macroscopic leads. To this end, we have further developed the

Keldysh formalism and we have formulated a formally exact theory which is more akin to the way the experiments are carried out. Among the advantages of the partition-free scheme we stress the possibility to calculate physical dynamical responses and to include the interactions between the leads and between the leads and the device in a quite natural way.

In the noninteracting case we have shown that a perfect destructive interference takes place provided the energy levels of the leads form a continuum. The steady-state develops due to a *dephasing mechanism*. The comparison of our steady-state current with that obtained in the partitioned scheme shows that the two currents are equivalent if the energy levels are properly shifted in order to preserve charge neutrality. This kind of equivalence remains true for any time-dependent external potentials (Theorem of Equivalence). The Theorem of Equivalence has then been used in order to prove that the steady-state current depends only on the asymptotic value of the external perturbation (Memory Loss Theorem). For the sake of clarity, the Theorem of Equivalence and the Memory Loss Theorem have been proved for a single-level central device. The generalization to a multi-level central device is straightforward, as can be readily verified. In the wide band limit we have obtained an analytic result for the time-dependent current in the case of a step-like modulation and for arbitrary modulations in the linear regime.

The interacting case represents a more difficult challenge and the expression for the lesser Green function at any finite time is more complicated than that commonly used to calculate steady-state response functions. As an alternative to a full many-body treatment we have proposed a formally exact one-particle scheme based on TDDFT. Then, *all* the results obtained in the noninteracting case can be recycled provided we substitute the external potential with the exact effective potential of TDDFT. Although it is difficult to prove any rigorous results for the effective TDDFT potential, we expect the interactions to reduce the memory effects even further compared to the noninteracting case. Thus, any nonlinear steady-state current can be expressed in a Landauer-like formula in terms of fictitious transmission coefficients and one-particle energy eigenvalues. The steady-state current depends on history only through the asymptotic shape of the effective TDDFT potential. This exact result may prompt for new approximations to the exchange-correlation action functional A_{xc} . In the effective one-particle scheme of TDDFT the steady-state current comes out from a pure dephasing mechanism. The damping mechanism (due to the electron-electron scatterings) of the real problem is described by A_{xc} . As an illustrative example we have also calculated the RPA time-dependent current of a capacitor-device-capacitor system and we have displayed the effect of the charge oscillations in the discharge process.

Acknowledgments

We would like to acknowledge useful discussions with U. von Barth, P. Bokes, M. Cini, R. Godby, A.-P. Jahu, B. I. Lundqvist, P. Hyldgaard, and B. Tobiyażewska. This work was supported by the RTN program of the European Union NANOPHASE (contract HPRN-CT-2000-00167).

APPENDIX A: PROOF OF EQ. (19)

It is convenient to define \mathbf{G}_0 as the solution of Eqs. (18) with $\Sigma_c = 0$. \mathbf{G}_0 satisfies all the relations we have derived for a noninteracting system in the presence of an external disturbance. By using the Langreth theorem, we get

$$\begin{aligned} \mathbf{G}^{\leq} &= [\delta + \mathbf{G}^R \cdot \Sigma^R] \cdot \mathbf{G}_0^{\leq} + \mathbf{G}^{\leq} \cdot \Sigma^A \cdot \mathbf{G}_0^A \\ &+ [\mathbf{G}^R \cdot \Sigma^{\leq} + \mathbf{G}^{\dagger} \star \Sigma^{\dagger}] \cdot \mathbf{G}_0^A \\ &+ \mathbf{G}^R \cdot \Sigma^{\dagger} \star \mathbf{G}_0^{\dagger} + \mathbf{G}^{\dagger} \star \Sigma \star \mathbf{G}_0^{\dagger} \end{aligned}$$

and solving for \mathbf{G}^{\leq}

$$\begin{aligned} \mathbf{G}^{\leq} &= [\delta + \mathbf{G}^R \cdot \Sigma^R] \cdot \mathbf{G}_0^{\leq} \cdot [\delta + \Sigma^A \cdot \mathbf{G}_0^A] \\ &+ [\mathbf{G}^R \cdot \Sigma^{\leq} + \mathbf{G}^{\dagger} \star \Sigma^{\dagger}] \cdot \mathbf{G}^A \\ &+ [\mathbf{G}^R \cdot \Sigma^{\dagger} \star \mathbf{G}_0^{\dagger} + \mathbf{G}^{\dagger} \star \Sigma \star \mathbf{G}_0^{\dagger}] \cdot [\delta + \Sigma^A \cdot \mathbf{G}_0^A]. \end{aligned}$$

Next, we use

$$\mathbf{G}_0^{\leq}(t; t') = \mathbf{G}_0^R(t; 0) \mathbf{G}_0^{\leq}(0; 0) \mathbf{G}_0^A(0; t')$$

and

$$\mathbf{G}_0(\tau; t) = -i \mathbf{G}_0(\tau; 0) \mathbf{G}_0^A(0; t),$$

so that

$$\begin{aligned} \mathbf{G}^{\leq}(t; t') &= \mathbf{G}^R(t; 0) \mathbf{G}_0^{\leq}(0; 0) \mathbf{G}^A(0; t') \\ &+ [\mathbf{G}^R \cdot \Sigma^{\leq} \cdot \mathbf{G}^A](t; t') + [\mathbf{G}^{\dagger} \star \Sigma^{\dagger} \cdot \mathbf{G}^A](t; t') \\ &- i [\mathbf{G}^R \cdot \Sigma^{\dagger} \star \mathbf{G}_0 + \mathbf{G}^{\dagger} \star \Sigma \star \mathbf{G}_0](t; 0) \mathbf{G}^A(0; t'). \end{aligned} \quad (\text{A1})$$

As in the noninteracting case, we proceed by writing down the Dyson equation for $\mathbf{G}(t; \tau)$. Taking into account that

$$\mathbf{G}(\tau; \tau') = \mathbf{G}_0(\tau; \tau') + [\mathbf{G}_0 \star \Sigma \star \mathbf{G}](\tau; \tau') \quad (\text{A2})$$

and that

$$\mathbf{G}_0(t; \tau) = i \mathbf{G}_0^R(t; 0) \mathbf{G}_0(0; \tau),$$

we have

$$\mathbf{G}(t; \tau) = [\mathbf{G}^R \cdot \Sigma^{\dagger} \star \mathbf{G}](t; \tau) + i \mathbf{G}^R(t; 0) \mathbf{G}(0; \tau). \quad (\text{A3})$$

Similarly, it is straightforward to show that

$$\mathbf{G}(\tau; t) = [\mathbf{G} \star \Sigma^{\dagger} \cdot \mathbf{G}^A](\tau; t) - i \mathbf{G}(\tau; 0) \mathbf{G}^A(0; t). \quad (\text{A4})$$

Substituting Eq. (A3) into Eq. (A1) and using Eq. (A2) one finds

$$\begin{aligned} \mathbf{G}^{\leq}(t; t') &= \mathbf{G}^R(t; 0) \mathbf{G}^{\leq}(0; 0) \mathbf{G}^A(0; t') \\ &+ [\mathbf{G}^R \cdot [\Sigma^{\leq} + \Sigma^{\dagger} \star \mathbf{G} \star \Sigma^{\dagger}] \cdot \mathbf{G}^A](t; t') \\ &+ i \mathbf{G}^R(t; 0) [\mathbf{G} \star \Sigma^{\dagger} \cdot \mathbf{G}^A](0; t') \\ &- i [\mathbf{G}^R \cdot \Sigma^{\dagger} \star \mathbf{G}](t; 0) \mathbf{G}^A(0; t'). \end{aligned} \quad (\text{A5})$$

Using Eqs. (A3)-(A4) to express the last two terms as

$$\begin{aligned} i \mathbf{G}^R(t; 0) [\mathbf{G} \star \Sigma^{\dagger} \cdot \mathbf{G}^A](0; t') \\ = i \mathbf{G}^R(t; 0) \mathbf{G}^>(0; t') - \mathbf{G}^R(t; 0) \mathbf{G}^>(0; 0) \mathbf{G}^A(0; t') \end{aligned}$$

and

$$\begin{aligned} -i [\mathbf{G}^R \cdot \Sigma^{\dagger} \star \mathbf{G}](t; 0) \mathbf{G}^A(0; t') \\ = -i \mathbf{G}^<(t; 0) \mathbf{G}^A(0; t') - \mathbf{G}^R(t; 0) \mathbf{G}^<(0; 0) \mathbf{G}^A(0; t'), \end{aligned}$$

we end up with Eq. (19).

APPENDIX B: PROOF OF EQ. (30)

Due to the smoothness of the self energy, in the long-time limit we can use the Riemann-Lebesgue theorem to obtain the following asymptotic behaviors

$$\lim_{t \rightarrow \infty} G_{0,0}^R(t; 0) = \lim_{t \rightarrow \infty} \sum_k G_{0,k\alpha}^A(0; t) V_{k\alpha} = 0 \quad (\text{B1})$$

and

$$\lim_{t \rightarrow \infty} G_{0,k\alpha}^R(t; 0) = -i V_{k\alpha} e^{-i \tilde{\varepsilon}_{k\alpha} t} G_{0,0}^R(\tilde{\varepsilon}_{k\alpha}).$$

$$\begin{aligned} \lim_{t \rightarrow \infty} \sum_k G_{k'\alpha',k\alpha}^A(0; t) V_{k\alpha} &= i V_{k'\alpha'} e^{i \tilde{\varepsilon}_{k'\alpha'} t} \\ &\times [\delta_{\alpha,\alpha'} + G_{0,0}^A(\tilde{\varepsilon}_{k'\alpha'}) \Sigma_{\alpha}^A(\tilde{\varepsilon}_{k'\alpha'})]. \end{aligned}$$

From the above results and the definition (26) one has

$$\begin{aligned}
\lim_{t \rightarrow \infty} Q_\alpha(\zeta; t) &= \sum_{k'} \frac{V_{k'\alpha}^2}{\zeta - \varepsilon_{k'\alpha}} G_{0,0}^R(\tilde{\varepsilon}_{k'\alpha}) \quad (\text{B2}) \\
&+ \sum_{k'\alpha'} \frac{V_{k'\alpha'}^2}{\zeta - \varepsilon_{k'\alpha'}} G_{0,0}^R(\tilde{\varepsilon}_{k'\alpha'}) G_{0,0}^A(\tilde{\varepsilon}_{k'\alpha'}) \Sigma_\alpha^A(\tilde{\varepsilon}_{k'\alpha'}) \\
&+ \lim_{t \rightarrow \infty} G_{0,0}(\zeta) \sum_{k'\alpha'} \frac{V_{k'\alpha'}^2}{\zeta - \varepsilon_{k'\alpha'}} G_{0,0}^R(\tilde{\varepsilon}_{k'\alpha'}) e^{-i\tilde{\varepsilon}_{k'\alpha'} t} \\
&\quad \times \sum_{k''} \frac{V_{k''\alpha}^2}{\zeta - \varepsilon_{k''\alpha}} e^{i\tilde{\varepsilon}_{k''\alpha} t} \\
&+ \lim_{t \rightarrow \infty} G_{0,0}(\zeta) \sum_{k'\alpha'} \frac{V_{k'\alpha'}^2}{\zeta - \varepsilon_{k'\alpha'}} G_{0,0}^R(\tilde{\varepsilon}_{k'\alpha'}) e^{-i\tilde{\varepsilon}_{k'\alpha'} t} \\
&\times \sum_{k''\alpha''} \frac{V_{k''\alpha''}^2}{\zeta - \varepsilon_{k''\alpha''}} G_{0,0}^A(\tilde{\varepsilon}_{k''\alpha''}) \Sigma_\alpha^A(\tilde{\varepsilon}_{k''\alpha''}) e^{i\tilde{\varepsilon}_{k''\alpha''} t} \\
&= \int \frac{d\varepsilon}{2\pi} \frac{\Gamma_\alpha(\varepsilon)}{\zeta - \varepsilon + U_\alpha} G_{0,0}^R(\varepsilon) \\
&\quad + \sum_{\alpha'} \int \frac{d\varepsilon}{2\pi} \frac{\Gamma_{\alpha'}(\varepsilon)}{\zeta - \varepsilon + U_{\alpha'}} |G_{0,0}^R(\varepsilon)|^2 \Sigma_\alpha^A(\varepsilon) \\
&\quad + \lim_{t \rightarrow \infty} G_{0,0}(\zeta) \int \frac{d\varepsilon}{2\pi} \Gamma_\alpha(\varepsilon) \frac{e^{i\varepsilon t}}{\zeta - \varepsilon + U_\alpha} \\
&\quad \times \sum_{\alpha'} \int \frac{d\varepsilon'}{2\pi} \Gamma_{\alpha'}(\varepsilon') \frac{e^{-i\varepsilon' t}}{\zeta - \varepsilon' + U_{\alpha'}} G_{0,0}^R(\varepsilon') \\
&+ \lim_{t \rightarrow \infty} G_{0,0}(\zeta) \sum_{\alpha'} \int \frac{d\varepsilon'}{2\pi} \Gamma_{\alpha'}(\varepsilon') G_{0,0}^R(\varepsilon') \frac{e^{-i\varepsilon' t}}{\zeta - \varepsilon' + U_{\alpha'}} \\
&\quad \times \sum_{\alpha''} \int \frac{d\varepsilon''}{2\pi} \Gamma_{\alpha''}(\varepsilon'') G_{0,0}^A(\varepsilon'') \Sigma_\alpha^A(\varepsilon'') \frac{e^{i\varepsilon'' t}}{\zeta - \varepsilon'' + U_{\alpha''}},
\end{aligned}$$

where the relation

$$G_{k\alpha,k'\alpha'}(\zeta) = \frac{\delta_{k\alpha,k'\alpha'}}{\zeta - \varepsilon_{k\alpha}} + \frac{V_{k\alpha}}{\zeta - \varepsilon_{k\alpha}} \frac{V_{k'\alpha'}}{\zeta - \varepsilon_{k'\alpha'}} G_{0,0}(\zeta),$$

has been explicitly used. Since $\zeta \in \Gamma$ the quantity $[\zeta - \varepsilon - U_\alpha]^{-1}$ is a smooth function of ε for any real ε . In the limit $t \rightarrow \infty$ the last two terms in Eq. (B2) vanish according with the Riemann-Lebesgue theorem and Eq. (30) is recovered.

APPENDIX C: PROOF OF EQ. (34)

The quantity $Q_\alpha(\zeta; t)$ involves the multiplication of three matrices and we can recognize four contributions, two containing $G_{0,0}^R$ and other two containing $G_{0,k'\alpha'}^R$. It is straightforward to verify that

$$G_{0,0}(\zeta) = \begin{cases} \frac{1}{\zeta + i\gamma} & \Im[\zeta] > 0 \\ \frac{1}{\zeta - i\gamma} & \Im[\zeta] < 0 \end{cases}, \quad (\text{C1})$$

and that $G_{0,0}^{R,A}(\omega) = [\omega \pm i\gamma]^{-1}$, where $\gamma = \gamma_R + \gamma_L$. Hence

$$\begin{aligned}
G_{0,0}^R(t; 0) &= -ie^{-\gamma t}, \quad (\text{C2}) \\
G_{0,k\alpha}^R(t; 0) &= -iV_{k\alpha} \frac{e^{-i\tilde{\varepsilon}_{k\alpha} t} - e^{-\gamma t}}{\tilde{\varepsilon}_{k\alpha} + i\gamma} \\
\sum_k V_{k\alpha} G_{0,k\alpha}^A(0; t) &= -\gamma_\alpha e^{-\gamma t}, \\
\sum_{k'} V_{k'\alpha'} G_{k\alpha,k'\alpha'}^A(0; t) &= i\delta_{\alpha,\alpha'} V_{k\alpha} e^{i\tilde{\varepsilon}_{k\alpha} t} \\
&\quad - \gamma_\alpha V_{k\alpha} \frac{e^{i\tilde{\varepsilon}_{k\alpha} t} - e^{-\gamma t}}{\tilde{\varepsilon}_{k\alpha} - i\gamma}.
\end{aligned}$$

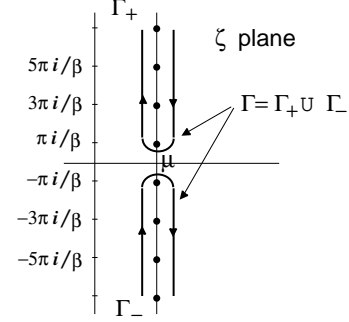


FIG. 9: Contour Γ of Eq. (27). The black dots correspond to the position of the Matsubara frequencies in the complex ζ plane.

Eqs. (C1)-(C2) are all what we need in order to evaluate the quantity $Q_\alpha(\zeta; t)$ in Eq. (26). The time-dependent current is then obtained integrating $Q_\alpha(\zeta; t)f(\zeta)e^{\eta\zeta}$ over ζ along the contour Γ of Fig. 9, according with Eq. (27). Using Eqs. (C2) and expressing $G_{k\alpha,0}(\zeta) = G_{0,k\alpha}(\zeta)$ and $G_{k\alpha,k'\alpha'}(\zeta)$ in terms of $G_{0,0}(\zeta)$ we obtain

$$G_{0,0}^R(t; 0) G_{0,0}(\zeta) \sum_k V_{k\alpha} G_{0,k\alpha}^A(0; t) = i\gamma_\alpha G_{0,0}(\zeta) e^{-2\gamma t}, \quad (\text{C3})$$

$$\begin{aligned}
\sum_{k'\alpha'} G_{0,k'\alpha'}^R(t; 0) G_{0,k'\alpha'}(\zeta) \sum_k V_{k\alpha} G_{k'\alpha',k\alpha}^A(0; t) &= \quad (\text{C4}) \\
&= 2\gamma_\alpha e^{-\gamma t} G_{0,0}(\zeta) \int \frac{d\varepsilon}{2\pi} \frac{e^{i\varepsilon t}}{\zeta - \varepsilon + U_\alpha} + \\
&\quad 2i\gamma_\alpha e^{-\gamma t} G_{0,0}(\zeta) \sum_{\alpha'} \gamma_{\alpha'} \int \frac{d\varepsilon}{2\pi} \frac{e^{i\varepsilon t} - e^{-\gamma t}}{(\zeta - \varepsilon + U_{\alpha'}) (\varepsilon - i\gamma)}.
\end{aligned}$$

We are left with the contributions containing $G_{0,k'\alpha'}^R$. One of them is quite easy to evaluate and yields:

$$\begin{aligned}
\sum_{k'\alpha'} G_{0,k'\alpha'}^R(t; 0) G_{k'\alpha',0}(\zeta) \sum_k V_{k\alpha} G_{0,k\alpha}^A(0; t) &= \quad (\text{C5}) \\
&= 2i\gamma_\alpha G_{0,0}(\zeta) \sum_{\alpha'} \gamma_{\alpha'} \int \frac{d\varepsilon}{2\pi} \frac{e^{-i\varepsilon t - \gamma t} - e^{-2\gamma t}}{(\zeta - \varepsilon + U_{\alpha'}) (\varepsilon + i\gamma)}.
\end{aligned}$$

The other one is much more involved, but nothing more than standard algebra is needed to get the following expression

$$\begin{aligned}
& \sum_{k'\alpha'} \sum_{k''\alpha''} G_{0,k'\alpha'}^R(t;0) G_{k'\alpha',k''\alpha''}(\zeta) \times \\
& \sum_k V_{k\alpha} G_{k''\alpha'',k\alpha}^A(0;t) = \\
& = 2\gamma_\alpha \int \frac{d\varepsilon}{2\pi} \frac{1 - e^{i\varepsilon t} e^{-\gamma t}}{(\varepsilon + i\gamma)(\zeta - \varepsilon + U_\alpha)} + \\
& 2i\gamma_\alpha \sum_{\alpha'} \gamma_{\alpha'} \int \frac{d\varepsilon}{2\pi} \frac{1}{\zeta - \varepsilon + U_{\alpha'}} \left| \frac{e^{i\varepsilon t} - e^{-\gamma t}}{\varepsilon + i\gamma} \right|^2 - \\
& 2iG_{0,0}(\zeta) \sum_{\alpha'} \gamma_{\alpha'} \int \frac{d\varepsilon}{2\pi} \frac{e^{-i\varepsilon t} - e^{-\gamma t}}{(\varepsilon + i\gamma)(\zeta - \varepsilon + U_{\alpha'})} \int \frac{d\varepsilon'}{2\pi} \times \\
& \left[2i\gamma_\alpha \frac{e^{i\varepsilon' t}}{\zeta - \varepsilon' + U_\alpha} - \frac{e^{i\varepsilon' t} - e^{-\gamma t}}{(\varepsilon' - i\gamma)(\zeta - \varepsilon' + U_{\alpha'})} \right].
\end{aligned} \tag{C6}$$

The r.h.s. of the above four equations must now be multiplied by $f(\zeta)e^{\eta\zeta}$ and integrated over ζ along the contour Γ . Smearing the branches Γ_+ and Γ_- on the real axis and taking into account Eq. (C1), the r.h.s. of Eq. (C3) yields the following contribution to the current

$$4e\gamma_\alpha e^{-2\gamma t} \Im \left\{ \int \frac{d\omega}{2\pi} f(\omega) \frac{1}{\omega + i\gamma} \right\}, \tag{C7}$$

where the integration over ω has to be understood from $-\infty$ to $+\infty$. Another contribution comes from the first term on the r.h.s. of Eq. (C4). By closing the contour of the ε integration on the complex upper half plane, it is non vanishing only if $\text{Im}[\zeta] > 0$. Therefore, only the upper branch Γ_+ of Γ contributes. Γ_+ can then be smeared on the real axis and one gets

$$-4e\gamma_\alpha e^{-\gamma t} \Im \left\{ \int \frac{d\omega}{2\pi} f(\omega) \frac{e^{i(\omega + U_\alpha)t}}{\omega + i\gamma} \right\}. \tag{C8}$$

A similar procedure can be adopted to evaluate the contribution coming from the second term on the r.h.s. of Eq. (C4). One more time we can close the contour of the ε integration on the complex upper half plane. The pole in $\varepsilon = i\gamma$ does not contribute since its residue is zero. The other pole is in $\varepsilon = \zeta + U_{\alpha'}$ and hence one obtains

$$-4e\gamma_\alpha \Re \left\{ \int \frac{d\omega}{2\pi} \frac{f(\omega)}{\omega + i\gamma} \sum_{\alpha'} \gamma_{\alpha'} \frac{e^{i(\omega + U_{\alpha'})t - \gamma t} - e^{-2\gamma t}}{\omega + U_{\alpha'} - i\gamma} \right\}. \tag{C9}$$

Next, we have to calculate the contribution coming from Eq. (C5). By the same reasoning leading to Eq. (C9) it is readily verified that it yields the same result. Therefore we have to keep in mind that Eq. (C9) should be

multiplied by 2 at the end. Let us now consider the contribution coming from the first two terms on the r.h.s. of Eq. (C6). Since the discontinuous function $G_{0,0}(\zeta)$ does not appear in the integrand we can perform the contour integral over ζ . We find

$$\begin{aligned}
& -4e\gamma_\alpha \Im \left\{ \int \frac{d\omega}{2\pi} f(\omega - U_\alpha) \frac{1 - e^{i\omega t} e^{-\gamma t}}{\omega + i\gamma} \right\} - \\
& 4e\gamma_\alpha \Re \left\{ \sum_{\alpha'} \gamma_{\alpha'} \int \frac{d\omega}{2\pi} f(\omega - U_{\alpha'}) \left| \frac{e^{i\omega t} - e^{-\gamma t}}{\omega + i\gamma} \right|^2 \right\}.
\end{aligned} \tag{C10}$$

The contribution coming from the last two terms on the r.h.s. of Eq. (C6) vanishes. Indeed the integral over ε can be closed on the complex lower half plane. The pole in $\varepsilon = -i\gamma$ does not contribute since its residue is zero. The other pole contributes only if $\Im[\zeta] < 0$. At the same time we can also perform the integration over ε' by closing the contour in the complex upper half plane. The first term in the square brackets of Eq. (C6) is non vanishing only if $\Im[\zeta] > 0$. The same holds for the second term since the pole $\varepsilon' = i\gamma$ has vanishing residue. By collecting all the results obtained one sees that they can be grouped into three broad categories: those which are time independent and that give rise to the stationary current, those which are proportional to $e^{-\gamma t}$ and those which are proportional to $e^{-2\gamma t}$. These last ones can be rewritten as

$$-4e\gamma_\alpha e^{-2\gamma t} \int \frac{d\omega}{2\pi} f(\omega) \sum_{\alpha'} \frac{\gamma_{\alpha'} U_{\alpha'}^2}{[\omega^2 + \gamma^2][(\omega + U_{\alpha'})^2 + \gamma^2]}. \tag{C11}$$

Let us now group the terms proportional to $e^{-\gamma t}$. Two of them comes from Eq. (C8) and the first term of Eq. (C10); their sum can be written as

$$-4e\gamma_\alpha U_\alpha e^{-\gamma t} \int \frac{d\omega}{2\pi} f(\omega) \Im \left\{ \frac{e^{i(\omega + U_\alpha)t}}{(\omega + i\gamma)(\omega + U_\alpha + i\gamma)} \right\}. \tag{C12}$$

The other two pieces come from Eq. (C9) (which we recall must be multiplied by 2) and the last term of Eq. (C10). By writing explicitly the real part, after some algebra one finds

$$\begin{aligned}
& -8e\gamma_\alpha e^{-\gamma t} \int \frac{d\omega}{2\pi} f(\omega) \sum_{\alpha'} \gamma_{\alpha'} U_{\alpha'} \times \\
& \frac{\omega \cos[(\omega + U_{\alpha'})t] + \gamma \sin[(\omega + U_{\alpha'})t]}{[\omega^2 + \gamma^2][(\omega + U_{\alpha'})^2 + \gamma^2]}.
\end{aligned} \tag{C13}$$

The sum of Eqs. (C11)-(C12)-(C13) gives exactly the quantity $J_\alpha(t) - J_\alpha^{(S)}$ of Eq. (34).

¹ C. Caroli, R. Combescot, P. Nozières, and D. Saint-James, J. Phys. C **4**, 916 (1971).

² C. Caroli, R. Combescot, D. Lederer, P. Nozières, and D.

- Saint-James, J. Phys. C **4**, 2598 (1971).
- ³ T. E. Feuchtwang, Phys. Rev. B **10**, 4121 (1974).
 - ⁴ T. E. Feuchtwang, Phys. Rev. B **10**, 4135 (1974).
 - ⁵ L. P. Kadanoff and G. Baym, *Quantum Statistical Mechanics* (W. A. Benjamin, Inc. New York, 1962).
 - ⁶ L. V. Keldysh, JETP **20**, 1018 (1965).
 - ⁷ Ned S. Wingreen, A.-P. Jauho, and Y. Meir, Phys. Rev. B **48**, 8487 (1993).
 - ⁸ A.-P. Jauho, N. S. Wingreen, and Y. Meir, Phys. Rev. B **50**, 5528 (1994).
 - ⁹ A.-P. Jauho, cond-mat/9911282 (unpublished).
 - ¹⁰ H. Haug and A.-P. Jauho, *Quantum Kinetics in Transport and Optics of Semiconductor* (Springer-Verlag, Berlin, 1998).
 - ¹¹ M. Cini, Phys. Rev. B **22**, 5887 (1980).
 - ¹² E. Runge and E. K. U. Gross, Phys. Rev. Lett. **52**, 997 (1984); for A_{xc} on the Keldysh contour see also R. van Leeuwen, Phys. Rev. Lett. **80**, 1280 (1998).
 - ¹³ N. D. Lang, Phys. Rev. B **52**, 5335 (1995).
 - ¹⁴ N. D. Lang and P. Avouris, Phys. Rev. Lett. **81**, 3515 (1998).
 - ¹⁵ J. Taylor, H. Guo, and J. Wang, Phys. Rev. B **63**, 121104 (2001).
 - ¹⁶ J. Taylor, H. Guo, and J. Wang, Phys. Rev. B **63**, 245407 (2001).
 - ¹⁷ A. Blandin, A. Nourtier, and D. W. Hone, J. Phys. (Paris) **37**, 369 (1976).
 - ¹⁸ P. Danielewicz, Ann. Physics **152**, 239 (1984).
 - ¹⁹ D. C. Langreth, in *Linear and Nonlinear Electron Transport in Solids*, edited by J. T. Devreese and E. van Doren (Plenum, New York, 1976), pp. 3–32.
 - ²⁰ M. Wagner, Phys. Rev. B **44**, 6104 (1991).
 - ²¹ P. Hohenberg and W. Kohn, Phys. Rev. **136**, B 864 (1964).
 - ²² W. Kohn and L. J. Sham, Phys. Rev. **140**, A 1133 (1965).
 - ²³ N. D. Mermin, Phys. Rev. **137**, A 1441 (1965).
 - ²⁴ Tie-cheng Li and Pei-qing Tong, Phys. Rev. A **31**, 1950 (1985).
 - ²⁵ R. Ziegler, C. Bruder, and H. Schoeller, Phys. Rev. B **62**, 1961 (2000).
 - ²⁶ Y.-L. Liu and T. K. Ng, Phys. Rev. B **61**, 2911 (2000).
 - ²⁷ W. Z. Shangguan, T. C. A. Yeung, Y. B. Yu, and C. H. Kam, Phys. Rev. B **63**, 235323 (2001).
 - ²⁸ Q. feng Sun, B. geng Wang, J. Wang, and T. han Lin, Phys. Rev. B **61**, 4754 (2000).
 - ²⁹ J. M. Luttinger and J. C. Ward, Phys. Rev. **118**, 1417 (1960).
 - ³⁰ R. Landauer, IBM J. Res. Dev. **1**, 233 (1957).
 - ³¹ P. Kral and A. P. Jauho, Phys. Rev. B **59**, 7656 (1999).
 - ³² U. Lundin and R. H. McKenzie, Phys. Rev. B **66**, 075303 (2002).
 - ³³ J.-X. Zhu and A. V. Balatsky, Phys. Rev. B **67**, 165326 (2003).
 - ³⁴ Y. Meir and N. S. Wingreen, Phys. Rev. Lett. **68**, 2512 (1992).
 - ³⁵ J. Q. You, C.-H. Lam, and H. Z. Zheng, Phys. Rev. B **62**, 1978 (2000).
 - ³⁶ M. Büttiker, J. Phys.: Condens. Matter **5**, 9361 (1993).
 - ³⁷ M. Brandbyge *et al.*, Phys. Rev. B **65**, 165401 (2002).