

Polyelectrolyte Multilayering on a Charged Planar Surface

René Messina*

Institut für Theoretische Physik II,

Heinrich-Heine-Universität Düsseldorf,

Universitätsstrasse 1, D-40225 Düsseldorf, Germany

(Dated: November 1, 2018)

Abstract

The adsorption of highly *oppositely* charged flexible polyelectrolytes (PEs) on a charged planar substrate is investigated by means of Monte Carlo (MC) simulations. We study in detail the equilibrium structure of the first few PE layers. The influence of the chain length and of a (extra) non-electrostatic short range attraction between the polycations and the negatively charged substrate is considered. We show that the stability as well as the microstructure of the PE layers are especially sensitive to the strength of this latter interaction. Qualitative agreement is reached with some recent experiments.

*Electronic address: messina@thphy.uni-duesseldorf.de

I. INTRODUCTION

PE multilayer structures are often obtained in a so-called layer-by-layer method by alternating exposure of a charged substrate to solutions of polycations (PCs) and polyanions (PAs). This widely used technique was first introduced by Decher and coworkers [1, 2], and its simplicity and versatility trigger a large interest in the engineering community. As examples of technological applications, one can mention: biosensing [3], catalysis [4], non-linear optical devices [5], nanoparticles coating [6, 7], etc.

On the theoretical side, there exist a few analytical works about PE multilayers on charged planar surfaces based on different levels of approximation [8, 9, 10]. Solis and Olvera de la Cruz considered the conditions under which the spontaneous formation of polyelectrolyte layered structures can be induced by a charged wall [8]. Based on Debye-Hückel approximations for the electrostatic interactions and including some lateral correlations by the consideration of given adsorbed PE structures, Netz and Joanny [9] found a remarkable stability of the (semi-flexible) PE multilayers supported by scaling laws. For weakly charged flexible polyelectrolytes at high ionic strength qualitative agreements between theory [10], also based on scaling laws, and experimental observations [11] (such as the predicted thickness and net charge of the PE multilayer) have been provided.

The important driving force for all these PE multilayering processes is of electrostatic origin. More precisely, it is based on an overcharging mechanism, where the first layer overcharges the substrate and, along the PE multilayering process, the top layer overcharges the adsorbed PE layers underneath. Nevertheless, the strong correlations existing between oppositely charged polyions, especially for highly charged PEs, provide a formidable challenge for the understanding of the PE multilayer microstructures. In this respect, numerical simulations are of great help. It is only recently, that MC simulations were carried out to study such PE structures built up on *spherical* charged surfaces [12].

In this paper, we provide a detailed study of the PE multilayer structure adsorbed on a charged planar surface and discuss the basic mechanisms that are involved there by means of MC simulations. Our paper is organized as follows: Sec. II is devoted to the description of our MC simulation technique. The measured quantities are specified in Sec. III. The PE monolayering is studied in Sec. IV, and the PE bilayering in Sec. V. Then the PE multilayering process is addressed in Sec. VI. Finally, Sec. VII contains some brief concluding

remarks.

II. SIMULATION DETAILS

The setup of the system under consideration is similar to that recently investigated with a spherical substrate [12]. Within the framework of the primitive model we consider a PE solution near a charged hard wall with an implicit solvent (water) of relative dielectric permittivity $\epsilon_r \approx 80$. This charged substrate located at $z = 0$ is characterized by a negative surface bare charge density $-\sigma_0 e$, where e is the (positive) elementary charge and $\sigma_0 > 0$ is the number of charges per unit area. Electroneutrality is always ensured by the presence of explicit monovalent ($Z_c = 1$) plate's counterions of diameter a . PE chains (N_+ PCs and N_- PAs) are made up of N_m *monovalent* monomers ($Z_m = 1$) of diameter a . Hence, all microions are monovalent: $Z = Z_c = Z_m = 1$. For the sake of simplicity, we only consider here symmetrical complexes where PC and PA chains have the same length and carry the same charge in absolute value.

All these particles making up the system are confined in a $L \times L \times \tau$ box. Periodic conditions are applied in the (x, y) directions, whereas hard walls are present at $z = 0$ (location of the charged plate) and $z = \tau$ (location of an *uncharged* wall). To avoid the appearance of image charges [13, 14], we assume that on both parts of the charged plate (at $z = 0$) the dielectric constants are the same.

The total energy of interaction of the system can be written as

$$U_{tot} = \sum_i \left[U_{hs}^{(plate)}(z_i) + U_{coul}^{(plate)}(z_i) + U_{vdw}^{(plate)}(z_i) \right] + \sum_{i,i < j} \left[U_{hs}(r_{ij}) + U_{coul}(r_{ij}) + U_{FENE}(r_{ij}) + U_{LJ}(r_{ij}) \right], \quad (1)$$

where the first (single) sum stems from the interaction between an ion i (located at $z = z_i$) and the charged plate, and the second (double) sum stems from the pair interaction between ions i and j with $r_{ij} = |\mathbf{r}_i - \mathbf{r}_j|$. All these contributions to U_{tot} in Eq. (1) are described in detail below.

Excluded volume interactions are modeled via a hardcore potential defined as follows

$$U_{hs}(r_{ij}) = \begin{cases} \infty, & \text{for } r_{ij} < a \\ 0, & \text{for } r_{ij} \geq a \end{cases} \quad (2)$$

for the microion-microion one, except for the monomer-monomer one [15], and

$$U_{hs}^{(plate)}(z_i) = \begin{cases} \infty, & \text{for } z_i < a/2 \\ \infty, & \text{for } z_i > \tau - a/2 \\ 0, & \text{for } a/2 \leq z_i \leq \tau - a/2 \end{cases} \quad (3)$$

for the plate-microion one.

The electrostatic energy of interaction between two ions i and j reads

$$\frac{U_{coul}(r_{ij})}{k_B T} = \pm \frac{l_B}{r_{ij}}, \quad (4)$$

where $+(-)$ applies to charges of the same (opposite) sign, and $l_B = e^2/4\pi\epsilon_0\epsilon_r k_B T$ is the Bjerrum length corresponding to the distance at which two monovalent ions interact with $k_B T$. The electrostatic energy of interaction between an ion i and the (uniformly) charged plate reads

$$\frac{U_{coul}^{(plate)}(z_i)}{k_B T} = \pm 2\pi l_B \sigma_0 z_i \quad (5)$$

where $+(-)$ applies to positively (negatively) charged ions. An appropriate and efficient modified Lekner sum was utilized to compute the electrostatic interactions with periodicity in *two* directions [16, 17]. To link our simulation parameters to experimental units and room temperature ($T = 298\text{K}$) we choose $a = 4.25 \text{ \AA}$ leading to the Bjerrum length of water $l_B = 1.68a = 7.14 \text{ \AA}$. The surface charge density of the planar macroion was chosen as $-\sigma_0 e \approx -0.165 \text{ C/m}^2$.

The polyelectrolyte chain connectivity is modeled by employing a standard FENE potential in good solvent (see, e.g., [18]), which reads

$$U_{FENE}(r) = \begin{cases} -\frac{1}{2}\kappa R_0^2 \ln \left[1 - \frac{r^2}{R_0^2} \right], & \text{for } r < R_0 \\ \infty, & \text{for } r \geq R_0 \end{cases} \quad (6)$$

with $\kappa = 27k_B T/a^2$ and $R_0 = 1.5a$. The excluded volume interaction between chain monomers is taken into account via a purely repulsive Lennard-Jones (LJ) potential given

by

$$U_{LJ}(r) = \begin{cases} 4\epsilon \left[\left(\frac{a}{r}\right)^{12} - \left(\frac{a}{r}\right)^6 \right] + \epsilon, & \text{for } r \leq 2^{1/6}a \\ 0, & \text{for } r > 2^{1/6}a \end{cases} \quad (7)$$

where $\epsilon = k_B T$. These parameter values lead to an equilibrium bond length $l = 0.98a$.

An important interaction in PE multilayering is the *non-electrostatic short ranged attraction*, $U_{vdw}^{(plate)}$, between the planar macroion and the PC chain. To include this kind of interaction, we choose without loss of generality a (microscopic) van der Waals (VDW) potential of interaction between the planar macroion and a PC monomer that is given by

$$U_{vdw}^{(plate)}(z) = -\epsilon\chi_{vdw} \left(\frac{a}{z + a/2} \right)^6 \quad \text{for } z \geq a/2, \quad (8)$$

where χ_{vdw} is a positive dimensionless parameter describing the strength of this attraction. Thereby, at contact (i.e., $z = a/2$), the magnitude of the attraction is $\chi_{vdw}\epsilon = \chi_{vdw}k_B T$ which is, in fact, the relevant characteristic of this potential. Since it is not straightforward to directly link this strength of adsorption to experimental values, we choose $\chi_{vdw} = 5$ (also considered among other values in the case of a spherical macroion [12]), so as to mimic good “anchoring” properties to the planar substrate.

All the simulation parameters are gathered in Table I. The set of simulated systems can be found in Table II. The equilibrium properties of our model system were obtained by using standard canonical MC simulations following the Metropolis scheme [19, 20]. Single-particle moves were considered with an acceptance ratio of 30% for the monomers and 50% for the counterions. Typically, about 5×10^4 to $\times 10^6$ MC steps per particle were required for equilibration, and about $5 \times 10^5 - 10^6$ subsequent MC steps were used to perform measurements. To improve the computational efficiency, we omitted the presence of PE counterions when $N_+ = N_-$ so that the system is still globally electroneutral. We have systematically checked for $N_+ = N_- = 20$ (system *C*) that the (average) PE configurations (especially the monomer distribution) are indistinguishable, within the statistical uncertainty, from those where PE counterions are explicitly taken into account, as it should be.

III. MEASURED QUANTITIES

We briefly describe the different observables that are going to be measured. In order to characterize the PE adsorption, we compute the monomer density $n_{\pm}(z)$ that is normalized as follows

$$\int_{a/2}^{\tau-a/2} n_{\pm}(z)L^2 dz = N_{\pm}N_m \quad (9)$$

where $+(-)$ applies to PCs (PAs). This quantity is of special interest to characterize the degree of ordering in the vicinity of the planar macroion surface.

The total number of accumulated monomers $\bar{N}_{\pm}(z)$ within a distance z from the planar macroion is given by

$$\bar{N}_{\pm}(z) = \int_{a/2}^z n_{\pm}(z')L^2 dz' \quad (10)$$

where $+(-)$ applies to PCs (PAs). This observable will be addressed in the study of PE monolayer (Sec. IV) and PE bilayer (Sec. V).

Another relevant quantity is the global *net fluid charge* $\sigma(z)$ which is defined as follows

$$\sigma(z) = \int_{a/2}^z [\tilde{n}_+(z') - \tilde{n}_-(z')] dz', \quad (11)$$

where \tilde{n}_+ (\tilde{n}_-) stand for the density of all the positive (negative) microions (i.e., monomers and counterions). Thus, $\sigma(z)$ corresponds to the net fluid charge per unit area (omitting the bare macroion surface-charge $-\sigma_0$) within a distance z from the charged wall. At the uncharged wall, electroneutrality imposes $\sigma(z = \tau - a/2) = \sigma_0$. By simple application of the Gauss' law, $[\sigma(z) - \sigma_0]$ is directly proportional to the mean electric field at z . Therefore $\sigma(z)$ can measure the *screening* strength of the macroion-plate charge by the neighboring solute charged species.

IV. MONOLAYER

In this part, we study the adsorption of PC chains for two chain lengths $N_m = 10$ (system A) and $N_m = 20$ (system B), and for two different couplings $\chi_{vdw} = 0$ and $\chi_{vdw} = 5$. Experimentally, this would correspond to the formation of the *first* polyelectrolyte layer. This is a decisive step to elucidate the even more complex PE multilayer structures where additionally PAs are also present.

Here, where $N_- = 0$ (i.e., no polyanions), global electroneutrality is ensured by the presence of explicit PC's counterions (i.e., monovalent anions) and the macroion-plate's counterions (i.e., monovalent cations). Also, we recall that the total number of monomers, $N_+N_m = 200$, is identical for both systems A and B under consideration (see Table II). Hence, the total monomer charge is the same for systems A and B .

The profiles of the monomer density $n_+(z)$ are depicted in Fig. 1. At $\chi_{vdw} = 0$, the density $n_+(z)$ near contact ($z \sim a/2$) is basically independent on the chain size N_m . But away from the surface, the density of monomers is slightly higher for larger N_m . This is a combined effect of (i) entropy and (ii) electrostatic correlations. These underlying mechanisms at $\chi_{vdw} = 0$ can be explained with simple ideas as follows:

- At fixed number of total monomers, entropic effects are larger the shorter the chains, and in the limiting case of $N_m = 1$ (i.e., the electrolyte limit) entropy effects are maximal leading to the highest monomer “release”. It is to say that the chain connectivity lowers the entropy of the system.
- In parallel, electrostatic correlations [21, 22, 23] are also higher the higher the valence of the adsorbed particles. In our case N_m plays the role of the polyion valence.

The density $n_+(z)$ near contact increases considerably with χ_{vdw} (here about one order of magnitude) as expected. It turns out that with $\chi_{vdw} = 5$, the $n_+(z)$ -profiles are basically identical for $N_m = 10$ and $N_m = 20$. This is due to the sufficiently strong non-electrostatic attractive force that can overcompensate the antagonistic entropic effects that were more efficient at $\chi_{vdw} = 0$.

The fraction $\bar{N}_+(z)/(N_+N_m)$ of adsorbed monomers can be found in Fig. 2. At a z -distance of $1.5a$ from the planar macroion surface (corresponding to a width of two monomers), about 90% of the monomers are adsorbed for $\chi_{vdw} = 5$ against only $\sim 50\%$ for $\chi_{vdw} = 0$. Again, at given χ_{vdw} , $\bar{N}_+(z)/(N_+N_m)$ is larger for longer chains due to the same coupled effects of entropy and electrostatic correlations explained above.

The (global) net fluid charge $\sigma(z)$ is reported in Fig. 3. In all cases we observe a macroion-surface charge reversal (i.e., $\sigma(z)/\sigma_0 > 1$). The position $z = z^*$ at which $\sigma(z^*)$ gets its maximal value decreases with χ_{vdw} , due to the χ_{vdw} -enhanced adsorption of the PCs. Concomitantly, this *overcharging* increases with χ_{vdw} , since the (extra) gain in energy by macroion-monomer VDW interactions can better overcome (the higher χ_{vdw}) the cost

of the self-energy stemming from the adsorbed excess charge [12]. More quantitatively, we have $\sigma(z^*)/\sigma_0 \approx 1.7$ at $\chi_{vdw} = 5$ against only $\sigma(z^*)/\sigma_0 \approx 1.25$ at $\chi_{vdw} = 0$. Note that the maximal value of charge reversal of $(200 - 90)/90 = 122\%$ (i.e., $\sigma(z^*)/\sigma_0 = 2.22$) allowed by the total charge of PCs can not be reached due to a slight accumulation of microanions. In agreement with the profiles of $n_+(z)$ and $\bar{N}_+(z)$ (see Fig. 1 and Fig. 2), at given χ_{vdw} , the overcharging gets higher the higher the chain length. Those (locally) overcharged states should be the driving force for the building of subsequent PE bilayers when PA chains are added.

Typical equilibrium configurations can be found in Fig. 4. The qualitative difference between $\chi_{vdw} = 0$ [Figs. 4(a) and (b)] and $\chi_{vdw} = 5$ [Figs. 4(c) and (d)] is rather spectacular. Without additional VDW attraction ($\chi_{vdw} = 0$) the adsorption is much weaker than at $\chi_{vdw} = 5$, where in the latter situation the z -fluctuation is very weak within the adsorbed layer. Basically the first layer is glued at $\chi_{vdw} = 5$, and the excess PC chains float in the solution. It is typically this type of configurations for the first layer that is wanted in experimental situations.

The next section (Sec. V) that concerns bilayering will show that the (enhanced) stability of this first layer is decisive for the onset of multilayers.

V. BILAYER

We now consider the case where additionally PA chains are present (systems C and D), so that we have a neutral polyelectrolyte complex (i.e., $N_+N_m = N_-N_m = 200$). Global electroneutrality is ensured by the counterions of the planar macroion as usual. For such parameters, the final equilibrium structure consists essentially of bilayers with sometimes the onset of a weakly stable third layer. Experimentally this would correspond to the process of the *second* polyelectrolyte layer formation (with system A or B as the initial state). We stress the fact that this process is fully reversible for the parameters investigated in our present study. In particular, we checked that the same final *equilibrium* configuration is obtained either by (i) starting from system A or B and then adding PAs or (ii) starting directly with the mixture of oppositely charged polyelectrolytes.

The profiles of the monomer density $n_{\pm}(z)$ at $\chi_{vdw} = 0$ and $\chi_{vdw} = 5$ are depicted in Fig. 5(a) and Fig. 5(b), respectively. The corresponding microstructures are sketched in

Fig. 6. The density of PC monomers $n_+(r)$ near contact increases considerably with χ_{vdw} as expected. Interestingly, at $\chi_{vdw} = 0$, a comparison with systems *A* and *B* (see Fig. 1) indicates that the adsorption of PC monomers is weaker when additional PAs are present. This effect was already observed with spherical substrates [12], and the same mechanisms apply here to planar surfaces. More explicitly, the PC chain tends to build up a globular state (reminiscent of the classical *bulk* PE collapse [24]) by getting complexed to the PA chain, as well illustrated in Fig. 6(a) and Fig. 6(b). Thereby, the mean monomer coordination number (or the mean number of monomer neighbors) gets higher which is *both* (i) entropically and (ii) energetically (at least from the PE complex viewpoint) favorable. This PC desorption is only appreciable at sufficiently low χ_{vdw} where the energy loss stemming from the PC desorption is well balanced (or even overcompensated depending generally on the parameters) by the energy gained in building a PC-PA globular structure. This “auto-globalization” is also enhanced by increasing N_m as it should be [compare Fig. 6(a) and (b)]. Note also that there is a small second peak in $n_+(z)$ at $z \approx 3.8a$ [see Fig. 5(a)], which is rather the signature of a strong PC-PA globalization than a third PE layer. Besides, the peak in the PA density $n_-(z)$ located at $z = z^* \approx 2.3a$ [see Fig. 5(a)], which is relatively far from that of a compact bilayer where $z^* = 1.5a$, indicates the diffuse character of the bilayer at $\chi_{vdw} = 0$.

At $\chi_{vdw} = 5$, the $n_+(z)$ -profiles are basically identical for $N_m = 10$ and $N_m = 20$. In contrast to $\chi_{vdw} = 0$, $n_+(z)$ near contact is somewhat larger at $\chi_{vdw} = 5$ and it is going to be explained later in the discussion of $\bar{N}_+(z)$. As far as the PA density $n_-(z)$ is concerned, we see that the peak is roughly 2-3 times higher (depending on N_m) with $\chi_{vdw} = 5$ than with $\chi_{vdw} = 0$. Also, its position ($z^* \approx 1.5a$) corresponds to that of a compact bilayer. A visual inspection of Fig. 6(c) and (d) confirms this feature. This again shows how important is the role of extra non-electrostatic attractive force for the stability of bilayers.

An intermediate conclusion can be drawn from the above findings and especially from the microstructures depicted in Fig. 6:

- True bilayering (i.e., flat and dense layers) can only occur at *non-zero* χ_{vdw} , as already reported for spherical charged substrates [12] with large curvature.

An interesting common characteristic of the microstructures at $\chi_{vdw} = 0$ and $\chi_{vdw} = 5$ is the formation of *small islands* (along the substrate) made up of more or less flat (depending on χ_{vdw}) PC-PA complexes, easily identifiable at $N_m = 20$ [see Fig. 6(b) and Fig. 6(d)].

The fraction $\bar{N}_+(z)/(N_+N_m)$ of adsorbed monomers at $\chi_{vdw} = 0$ and $\chi_{vdw} = 5$ can be found in Fig. 7(a) and (b), respectively. A close look at Fig. 7(a) reveals a smaller PC monomer accumulation (at $\chi_{vdw} = 0$) up to $z \approx 3a$ (independently of N_m) than in the case where PA chains were absent (compare with Fig. 2). This is fully consistent with the formation of PC-PA globules (relevant at $\chi_{vdw} = 0$) leading to the effective PC desorption already discussed above. In parallel, this PC-PA globalization tends to cancel the effect of chain length N_m on $\bar{N}_+(z)$. On the other hand, at $\chi_{vdw} = 5$, the situation is qualitatively different where the presence of PAs now induces an *increase* of $\bar{N}_+(z)$ [compare Fig. 7(b) and Fig. 2]. This phenomenon can be explained by electrostatic correlation effects. Indeed, at $\chi_{vdw} = 5$, the highly stable PC layer attracts more PA monomers than at $\chi_{vdw} = 0$, and thereby, "super" dipoles made of PC-PA monomer pairs build up, that are perceptible in Fig. 6(c) and Fig. 6(d). This leads to a strong attractive correlation interaction between the plate and those dipoles. In other terms the effect of finite χ_{vdw} is to (strongly) *polarize* the adsorbed charged chains. Note also that at $\chi_{vdw} = 5$ the PC-PA globalization is much less favorable than at $\chi_{vdw} = 0$ due to the higher cost of PC desorption energy in the former case. As a net effect there can be more adsorbed PC monomers compared to $\chi_{vdw} = 0$. In that case of $\chi_{vdw} = 5$, it is precisely this mechanism that tends to cancel the effect of N_m on $\bar{N}_+(z)$. As far as the PA monomer fraction $\bar{N}_-(z)$ is concerned, Fig. 7 shows that the adsorption of monomers is much weaker and more diffuse at $\chi_{vdw} = 0$ than at $\chi_{vdw} = 5$, as expected from Figs. 5 and 6.

The net fluid charge $\sigma(z)$ is reported in Fig. 8. In all cases, the planar macroion gets overcharged and undercharged as one gets away from its surface. That is we have to deal with charge *oscillations*. Our results clearly show that the amplitude of those oscillations is systematically larger at high N_m , as also observed without PAs (see Fig. 3). This is consistent with the idea that lateral electrostatic correlations are enhanced by increasing the valence of the polyions (here N_m). Nevertheless, as soon as *oppositely charged polyions* can interact, there is a subtle interplay between clustering and the lateral correlations of polyions that governs the degree of overcharging near the planar macroion. At $\chi_{vdw} = 5$, we observe a significantly higher overcharging than without PAs (compare with Fig. 3). This is in agreement with the profiles of $N_+(z)$ discussed previously. However, the positions of the first peak ($z^* \approx a$ for $\chi_{vdw} = 5$ and $z^* \approx 1.8a$ for $\chi_{vdw} = 0$) in $\sigma(z)$ remain nearly unchanged by the presence of PAs (compare Fig. 8 with Fig. 3).

VI. MULTILAYER

Presently, we consider the case where there are enough polyelectrolytes ($N_+N_m = N_-N_m = 400$) in the system to produce *multilayers* (systems *E* and *F*). Hence, compared to systems *C* and *D*, we have now doubled the polyelectrolyte concentration. Global electroneutrality is ensured by the counterions of the planar macroion as usual.

The density profiles of $n_{\pm}(r)$ for $\chi_{vdw} = 0$ and $\chi_{vdw} = 5$ are depicted in Fig. 9(a) and Fig. 9(b), respectively. The corresponding microstructures are sketched in Fig. 10. In general, the densities of PC and PA monomers are systematically larger than those found for systems *C* and *D* corresponding to a lower PE concentration. This effect is due to the fact that, at higher concentration of oppositely charged chains, the number of dipoles (i.e., PC-PA monomer pairs) are also larger, and from this it results larger plate-dipole correlations.

Even at $\chi_{vdw} = 0$ with $N_m = 10$, we can observe a non-negligible second peak in $n_+(z)$ (located at $z \approx 3.8a$) which is the signature of a third layer. This finding contrasts with what was observed at spherical substrates [12] (also with $\chi_{vdw} = 0$, $N_m = 10$, and with a similar macroion surface charge density), where not even a stable bilayer could build up. This radically different behavior can be accounted by geometrical arguments. Indeed, the potential of electrostatic interaction scales like $1/r$ in spherical geometry against z in planar one. Hence, at sufficiently high curvature (as it was the case in Ref. [12] where $N_m a/r_0 > 1$ [25] with r_0 being the radius of the spherical macroion), qualitative differences from the planar case are then expected. However, the corresponding microstructure [see Fig. 10(a)] suggests a relatively large formation of PC-PA globules leading to a diffuse and porous multilayer. Always at $\chi_{vdw} = 0$, but with longer chains ($N_m = 20$), Fig. 9(a) shows that the degree of layering is higher as expected. This feature is well illustrated by Fig. 10(b), where the PA monomers are visibly more attracted to the planar macroion surface.

At $\chi_{vdw} = 5$, the adsorption of monomers is drastically increased due to the enhanced stability of the first PC layer that, in turn, induces a larger adsorption of the subsequent PAs and PCs. Compared to $\chi_{vdw} = 0$, all the peaks in $n_{\pm}(z)$ are shifted to smaller z , indicating a higher compaction. These higher ordering and compaction at $\chi_{vdw} = 5$ can be visually checked in Fig. 10(c) and (d).

The net fluid charge $\sigma(z)$ is reported in Fig. 11. As expected charge oscillations are

detected. However in all cases, the corresponding amplitude is *decaying* (as also found in Ref. [12] for spherical geometry). Compared to the bilayer situation (see Fig. 8), one remarks that the charge oscillations are now larger due to the enhanced “plate-dipole” correlations occurring at higher chain concentrations (as discussed above). On the other hand the positions of the extrema in the charge oscillations remain quasi unchanged.

VII. CONCLUDING REMARKS

We first would like to briefly discuss our findings with some experimental examples. Our results concerning the first layer (i.e., single PC layer) show that an additional non-electrostatic force is needed to enhance its stability. Experimentally, this is achieved by choosing PCs with good “anchoring” properties to a given substrate. In our model this was done by taking $\chi_{vdw} = 5$. This being said, the case $\chi_{vdw} = 0$ is from a fundamental point of view interesting, since it corresponds to a purely electrostatic regime.

Recently, Menchaca et al. found, by means of “liquid-cell AFM”, that PE-complex grains appear at the first PE-layers [26]. This kind of structure (that we referred to as small islands - see Fig. 6) are confirmed by our simulations. Concomitantly, a significant roughness of the deposited bilayer was also detected in this experiment, which is directly linked to the presence of those grains. This microstructure seems also to be (indirectly) reported in other experiments using ellipsometry [27], where it is found that the structure of the two first bilayers are more porous than that of later bilayers. This is also in qualitative agreement with our microstructures depicted in Fig. 6 and Fig. 10. However, more simulation data are needed to understand the PE structure beyond two bilayers.

The degree of charge inversion of the substrate can be indirectly obtained by measuring the ζ -potential via electrophoresis [11]. In their experiment, Ladam et al. [11] observed that, *after a few deposited PE layers* [28], the ζ -potential profile is symmetrically oscillating. This reveals a “stationary” regime where, successively, polycations and polyanions are adsorbed with the same strength. Unfortunately, it is not possible for us to investigate numerically this regime due to the highly prohibitive computation time required there. However, the charge oscillations observed in our $\sigma(z)$ -profiles indicate that by increasing the amount of layers, one first increases the amplitude of these oscillations. This confirms at least the general experimental evidence of the non-stationary regime at the *early stage* of PE multilayering.

We also would like to mention the possible effect of image charges stemming from the dielectric discontinuity between the substrate (typically $\epsilon_r \approx 2 - 5$) and the solvent (here $\epsilon_r \approx 80$), as is the case under experimental conditions. It is expected that image forces become especially relevant for PE monolayering (i.e., when PCs solely are present) [29]. Indeed for multivalent ions, a strong self-image repulsion occurs and leads to a shifted density-profile $n_+(z)$ with a maximum located somewhat further than the contact region [13, 14]. However for *PE multilayering*, due to the presence of oppositely charged PEs the effect of image forces is considerably reduced (especially sufficiently away from the wall) due to the (self-)screening of the image charges.

In summary, we have investigated by means of extensive MC simulations the equilibrium buildup of the few first layers adsorbed on a charged planar substrate. Two parameters were considered: (i) the chain length N_m and (ii) the extra non-electrostatic short-range attraction (characterized here by χ_{vdw}) between the planar macroion surface and the polycation chains.

For the bilayering, it was demonstrated that, within the electrostatic regime (i.e., $\chi_{vdw} = 0$), significant PC-PA globules build up leading to a very “porous” and diffuse bilayer structure. The PC-PA globalization is enhanced with N_m . At sufficiently large χ_{vdw} (here $\chi_{vdw} = 5$), the bilayer is much less diffuse and the oppositely charged chains are more polarized, leading to a high stability of the structure.

The same qualitatively applies to the case of the two-bilayer (i.e., four PE layers) adsorption. Within this regime of layering as investigated here (up to four layers), we also found a non-linear regime, where for instance the separation of the peaks in the monomer densities are not identical. This is in qualitative agreement with the finding of Ladam et al. [11] where they reported a non-linear regime in the so-called “region I” corresponding to the PE multilayer-region close to the buffer [28]. The effect of N_m is to globally enhance the stability of the multilayer structure due to the higher electrostatic correlations and also due to entropic effects.

A future study should take into account the rigidity of the chain, which can drastically change the multilayer structure depending the stiffness. The formation of PE multilayers on *cylindrical* substrates seems also to be a promising research area, and to our knowledge it has never been investigated so far [30].

Acknowledgments

The author thanks F. Caruso, H. Löwen, S. K. Mayya and E. Pérez for helpful and stimulating discussions.

-
- [1] Schmitt, J.; Decher, G.; Hong, G. *Thin Solid Films* **1992**, 210/211, 831.
 - [2] Decher, G. *Science* **1997**, 277, 1232.
 - [3] Caruso, F.; Furlong, D. N.; Ariga, K.; Ichinose, I.; Kunitake, T. *Langmuir* **1998**, 14, 4559.
 - [4] Onda, M.; Ariga, K.; Kunitake, T. *Biosci. Bioeng.* **1999**, 87, 69.
 - [5] Wu, A.; Yoo, D.; Lee, J. K.; Rubner, M. F. *J. Am. Chem. Soc.* **1999**, 121, 4883.
 - [6] Caruso, F.; Caruso, R. A.; Möhwald, H. *Science* **1998**, 282, 1111.
 - [7] Gittins, D. I.; Caruso, F. *J. Phys. Chem. B* **2001**, 105, 6846.
 - [8] Solis, F. J.; de la Cruz, M. O. *J. Chem. Phys.* **1999**, 110, 11517.
 - [9] Netz, R. R.; Joanny, J. F. *Macromolecules* **1999**, 32, 9013.
 - [10] Castelnovo, M.; Joanny, J. F. *Langmuir* **2000**, 16, 7524.
 - [11] Ladam, G.; Schaad, P.; Voegel, J. C.; Schaaf, P.; Decher, G.; Cuisinier, F. *Langmuir* **2000**, 16, 1249.
 - [12] Messina, R.; Holm, C.; Kremer, K. *Langmuir* **2003**, 19, 4473.
 - [13] Messina, R. *J. Chem. Phys.* **2002**, 117, 11062.
 - [14] Torrie, G. M.; Valleau, J. P.; Patey, G. N. *J. Chem. Phys.* **1982**, 76, 4615.
 - [15] Only the monomer-monomer excluded volume interaction was not modeled by a hard-sphere potential. There, a purely (truncated and shifted) repulsive Lennard-Jones potential was used [see Eq. (7)] so as to be compatible with the FENE potential employed to generate the chain connectivity.
 - [16] Grzybowski, A.; Brodka, A. *Molec. Phys.* **2002**, 100, 1017.
 - [17] To further improve the computational efficiency, the corresponding electrostatic energies were initially stored into tables. Bear in mind, that such simulations (despite of this initial storage) involving Lekner sums are extremely time consuming. As an example, the equilibration of system *F* with a satisfactory statistical accuracy requires about one month CPU time with a Pentium4 processor of 2.0 Ghz.

- [18] Kremer, K. *Computer Simulation in Chemical Physics*; Kluwer Academic Publishers: Amsterdam, 1993.
- [19] Metropolis, N.; Rosenbluth, A. W.; Rosenbluth, M. N.; Teller, A. N.; Teller, E. *J. Chem. Phys.* **1953**, *21*, 1087.
- [20] Allen, M. P.; Tildesley, D. J. *Computer Simulations of Liquids*; Clarendon Press: Oxford, 1987.
- [21] Shklovskii, B. *Phys. Rev. E* **1999**, *60*, 5802.
- [22] Messina, R.; Holm, C.; Kremer, K. *Phys. Rev. E* **2001**, *64*, 021405.
- [23] Levin, Y. *Rep. Prog. Phys.* **2002**, *65*, 1577.
- [24] Hayashi, Y.; Ullner, M.; Linse, P. *J. Chem. Phys.* **2002**, *116*, 6836.
- [25] Note that in the opposite limit of low curvature where $N_m a/r_0 \ll 1$, the spherical case can be well approximated by a planar interface.
- [26] Menchaca, J. L.; Jachimska, B.; Cuisinier, F.; Pérez, E. *Colloids Surf. A* **2003**, *222*, 185.
- [27] Harris, J. J.; Bruening, M. L. *Langmuir* **2000**, *16*, 2006.
- [28] Experimentally, Ladam et al. [11] reported a linear regime for the PE multilayer thickness as a function of the number of PE layers after the deposition of *six* PE layers (see also Fig. 4 of Ref. [11]). After a similar number of deposited PE layers, the ζ -potential alternates nearly symmetrically keeping the same absolute value (see Fig. 3 of Ref. [11]).
- [29] Messina R.; manuscript in preparation.
- [30] Messina R.; *J. Chem. Phys.* **2003**, *119*, 8133.

TABLES

TABLE I: Model simulation parameters with some fixed values.

Parameters	
$T = 298K$	room temperature
$\sigma_0 = 90/L^2$	macroion surface charge
$Z = 1$	microion valence
$a = 4.25 \text{ \AA}$	microion diameter
$l_B = 1.68a = 7.14 \text{ \AA}$	Bjerrum length
$L = 22a$	(x, y) -box length
$\tau = 75a$	z -box length
N_+	number of PCs
N_-	number of PAs
$N_{PE} = N_+ + N_-$	total number of PEs
N_m	number of monomers per chain
χ_{vdw}	strength of the specific VDW attraction

TABLE II: System parameters. The number of counterions (cations and anions) ensuring the overall electroneutrality of the system is not indicated.

System	N_{PE}	N_+	N_-	N_m
<i>A</i>	20	20	0	10
<i>B</i>	10	10	0	20
<i>C</i>	40	20	20	10
<i>D</i>	20	10	10	20
<i>E</i>	80	40	40	10
<i>F</i>	40	20	20	20

FIGURE CAPTIONS

1. Profiles of PC monomer-density $n_+(z)$ at different χ_{vdw} couplings (systems *A* and *B*). The inset corresponds to $\chi_{vdw} = 5$ where the two curves ($N_m = 10$ and 20) are nearly indistinguishable.
2. Fraction $\bar{N}_+(z)/(N_+N_m)$ of adsorbed PC monomers at different χ_{vdw} couplings (systems *A* and *B*).
3. Net fluid charge $\sigma(z)$ at different χ_{vdw} couplings (systems *A* and *B*).
4. Typical equilibrium configurations for PC chains adsorbed onto an oppositely charged planar macroion (systems *A* and *B*). The little counterions are omitted for clarity. (a) $\chi_{vdw} = 0$, $N_m = 10$ (b) $\chi_{vdw} = 0$, $N_m = 20$ (c) $\chi_{vdw} = 5$, $N_m = 10$ (d) $\chi_{vdw} = 5$, $N_m = 20$.
5. Profiles of monomer density $n_{\pm}(z)$ for oppositely charged polyelectrolytes (systems *C* and *D*). (a) $\chi_{vdw} = 0$. (b) $\chi_{vdw} = 5$.
6. Typical equilibrium configurations for the adsorption of oppositely charged PE chains (systems *C* and *D*) onto a planar macroion. The polycations are in white and the polyanions in red. The little ions are omitted for clarity. (a) $\chi_{vdw} = 0$, $N_m = 10$ (b) $\chi_{vdw} = 0$, $N_m = 20$ (c) $\chi_{vdw} = 5$, $N_m = 10$ (d) $\chi_{vdw} = 5$, $N_m = 20$.
7. Fraction of adsorbed monomers $\bar{N}_{\pm}(z)$ for oppositely charged polyelectrolytes (systems *C* and *D*). (a) $\chi_{vdw} = 0$. (b) $\chi_{vdw} = 5$.
8. Net fluid charge $\sigma(z)$ at different χ_{vdw} couplings (systems *C* and *D*).
9. Profiles of monomer density $n_{\pm}(z)$ for oppositely charged polyelectrolytes (systems *E* and *F*). (a) $\chi_{vdw} = 0$. (b) $\chi_{vdw} = 5$.
10. Typical equilibrium configurations for the adsorption of oppositely charged PE chains (systems *E* and *F*) onto a planar macroion. The polycations are in white and the polyanions in red. The little ions are omitted for clarity. (a) $\chi_{vdw} = 0$, $N_m = 10$ (b) $\chi_{vdw} = 0$, $N_m = 20$ (c) $\chi_{vdw} = 5$, $N_m = 10$ (d) $\chi_{vdw} = 5$, $N_m = 20$.
11. Net fluid charge $\sigma(z)$ at different χ_{vdw} couplings (systems *E* and *F*).

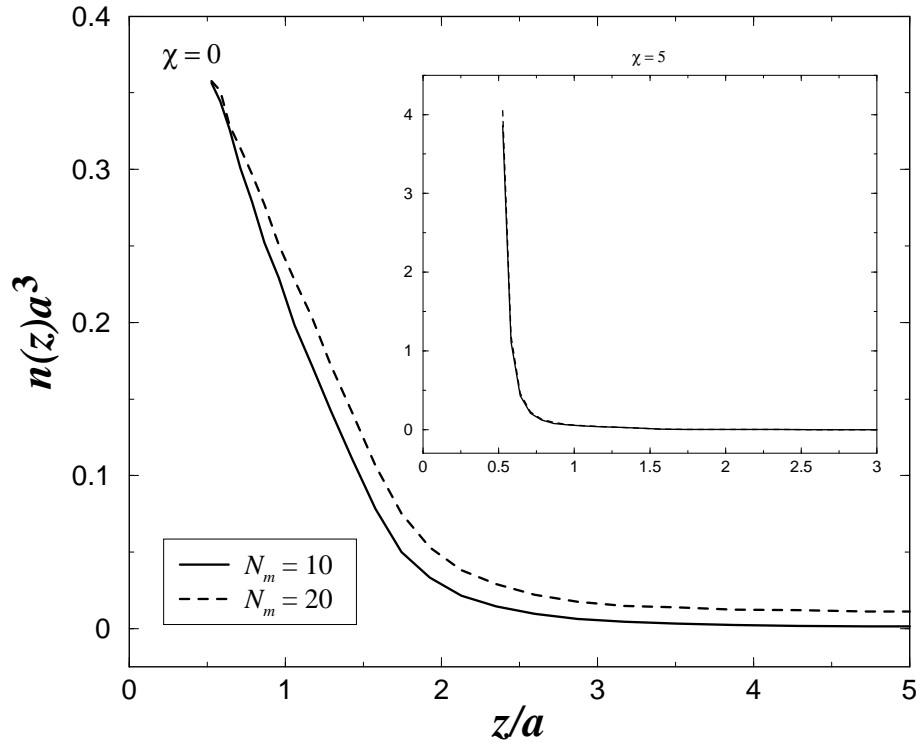


FIG. 1: Messina, Macromolecules

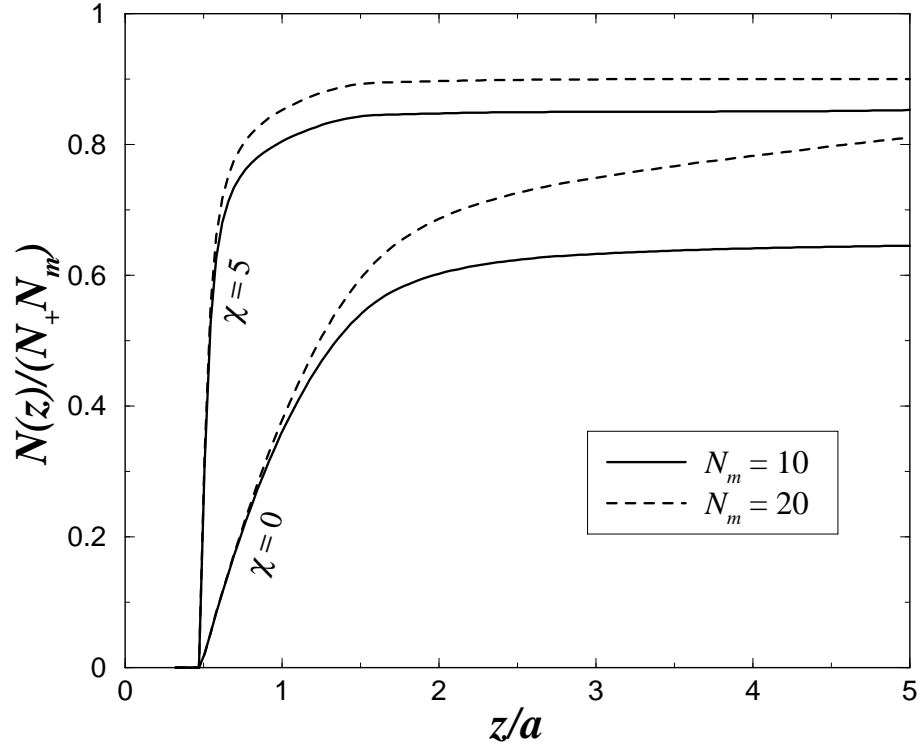


FIG. 2: Messina, Macromolecules

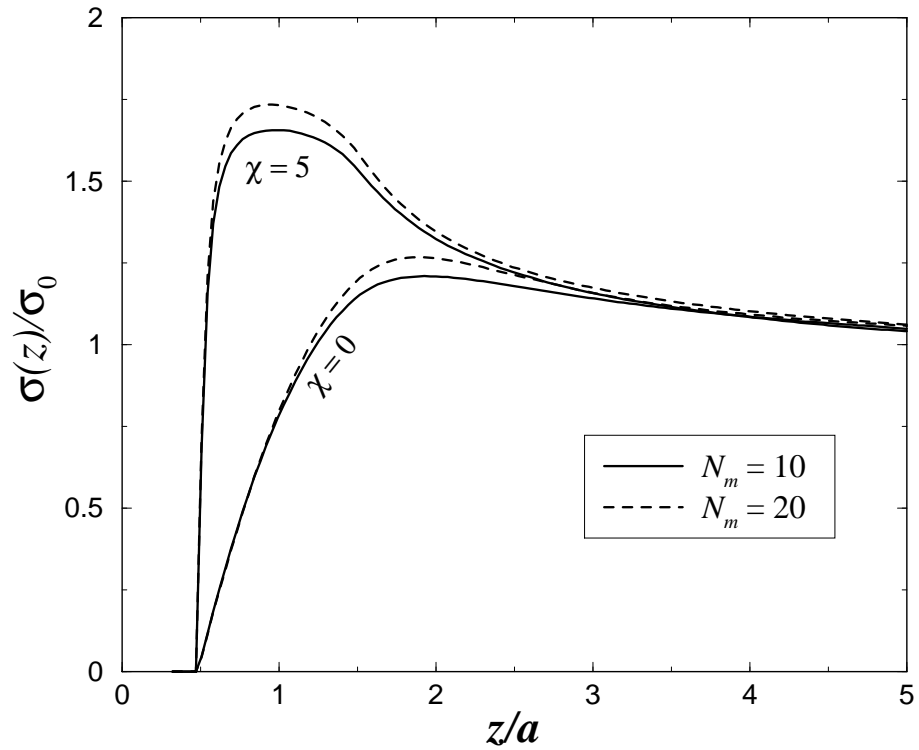


FIG. 3: Messina, Macromolecules




FIG. 4: Messina, Macromolecules

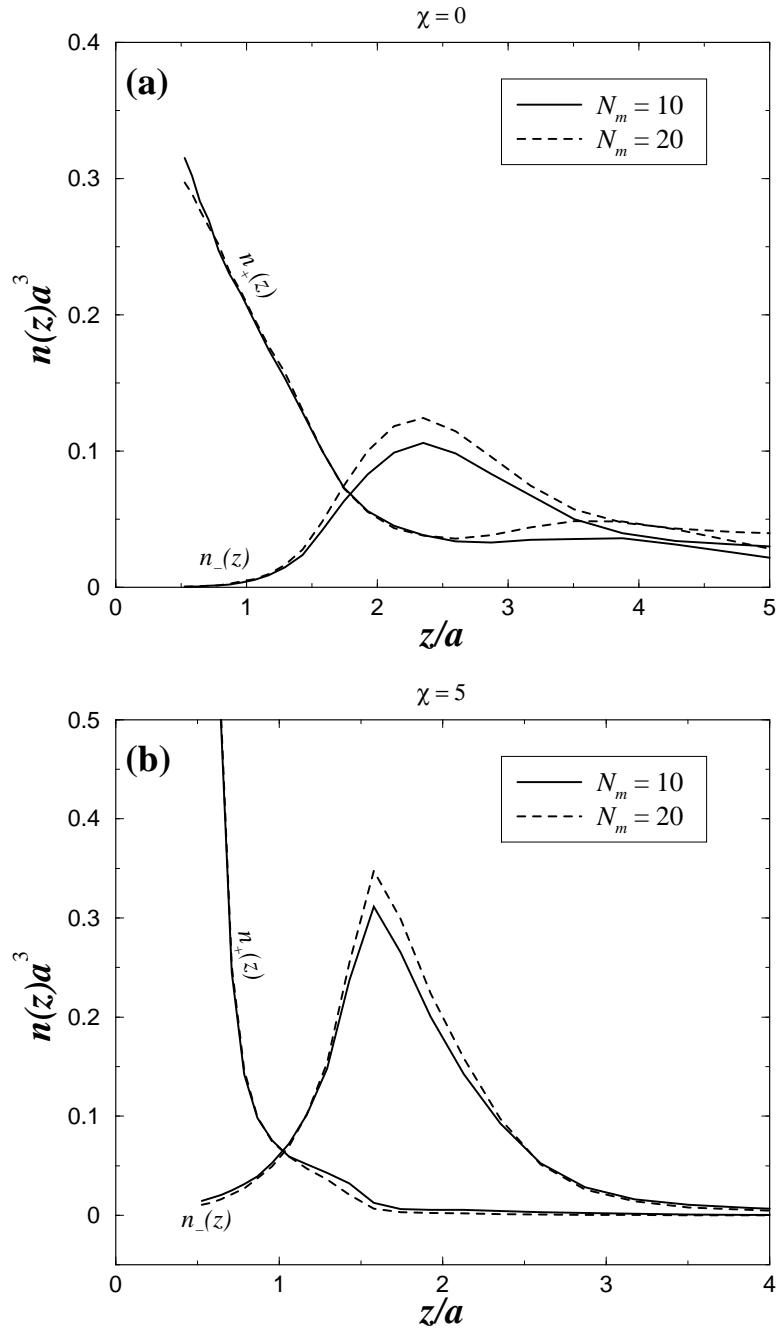


FIG. 5: Messina, Macromolecules




FIG. 6: Messina, Macromolecules

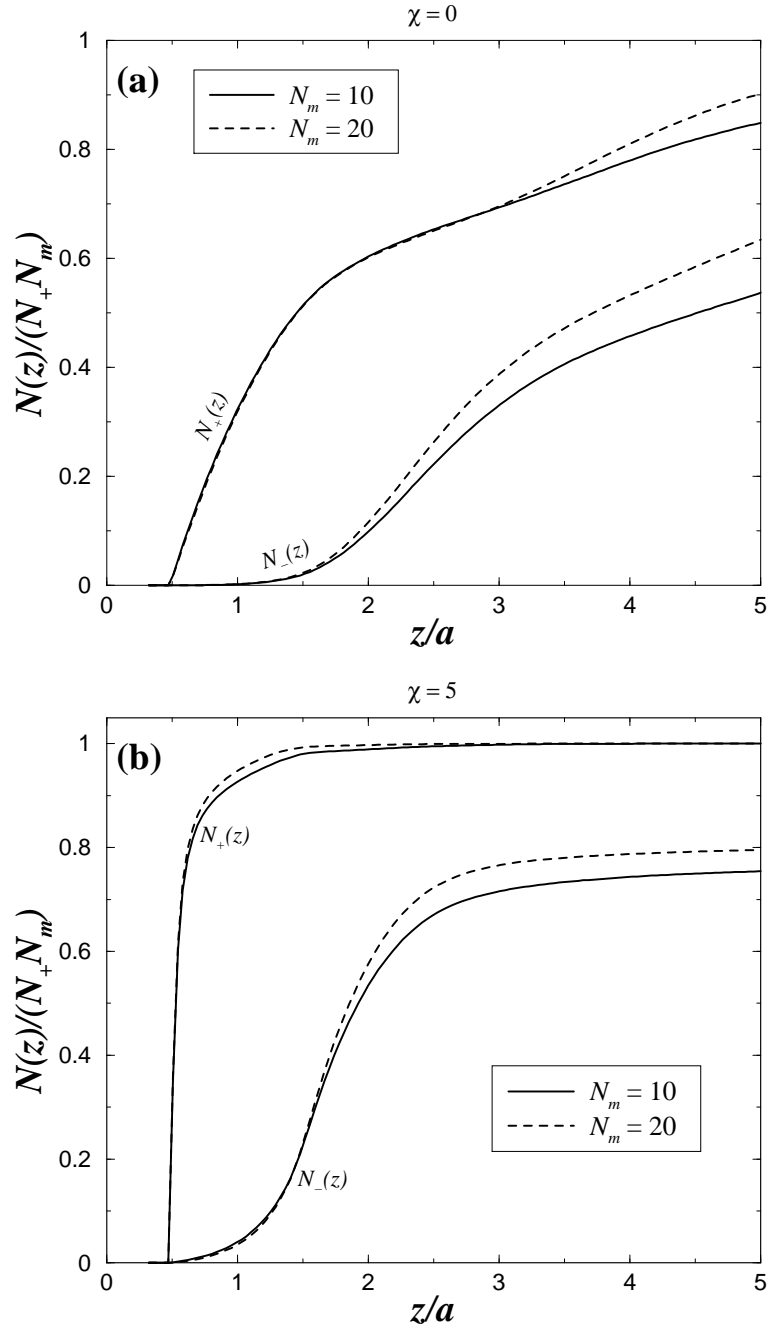


FIG. 7: Messina, Macromolecules

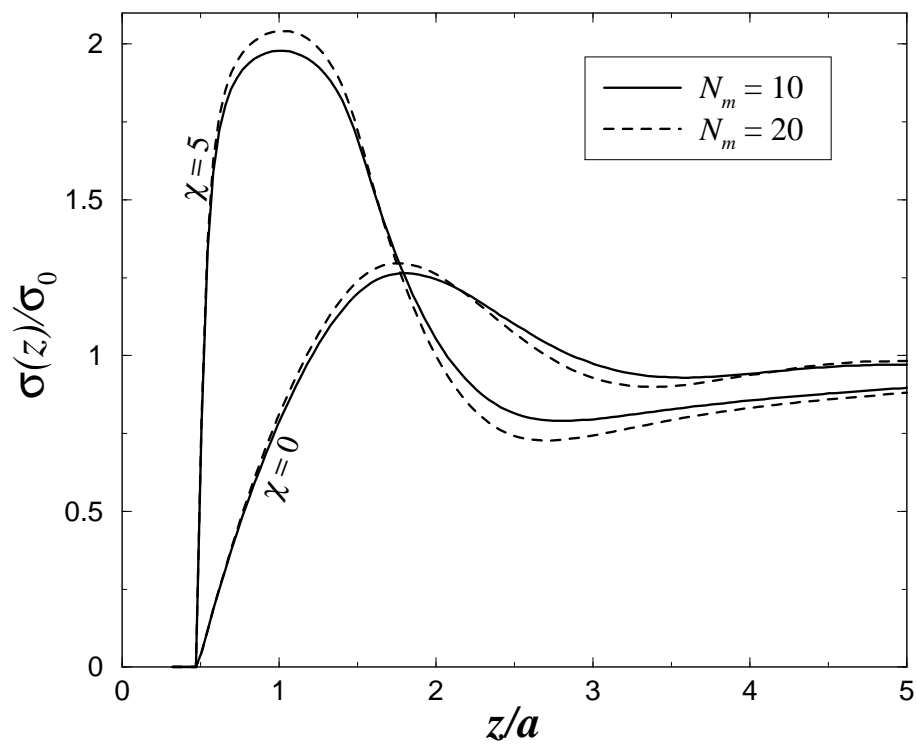


FIG. 8: Messina, Macromolecules

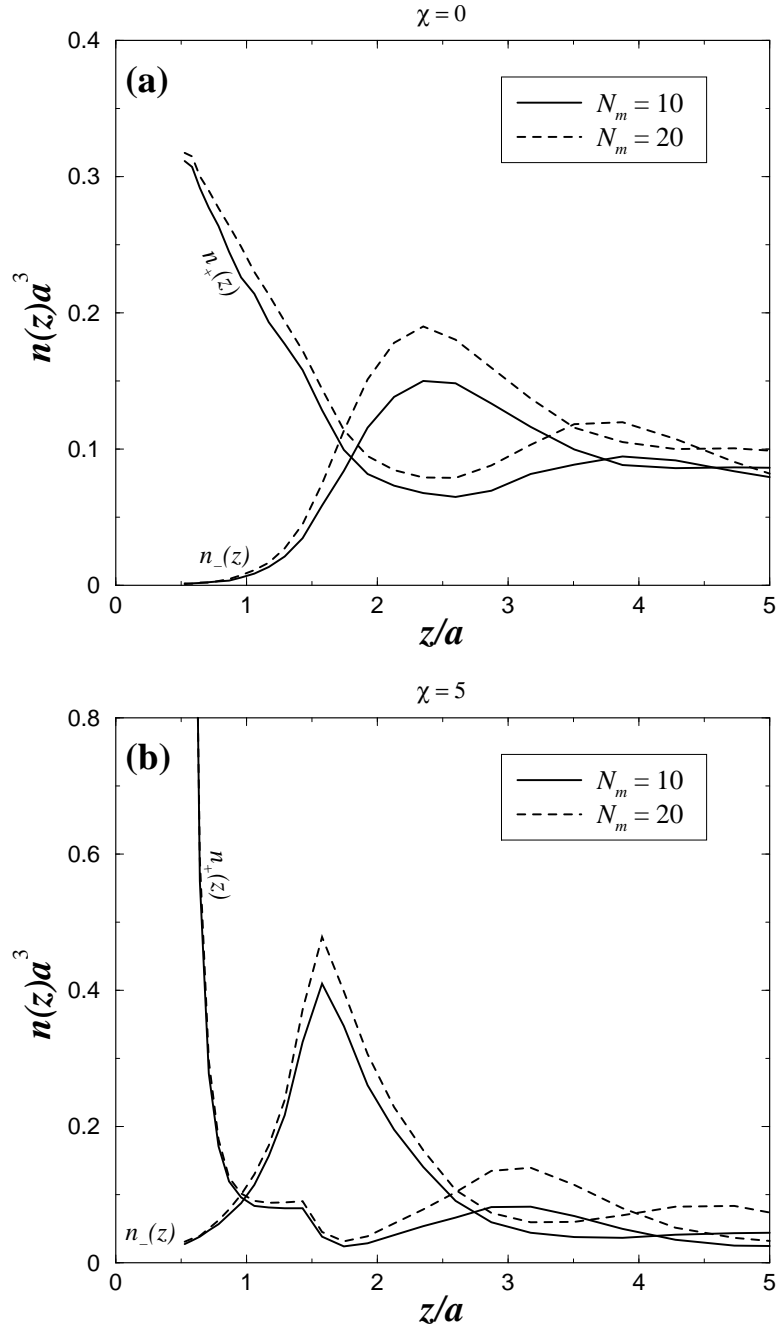


FIG. 9: Messina, Macromolecules




FIG. 10: Messina, Macromolecules

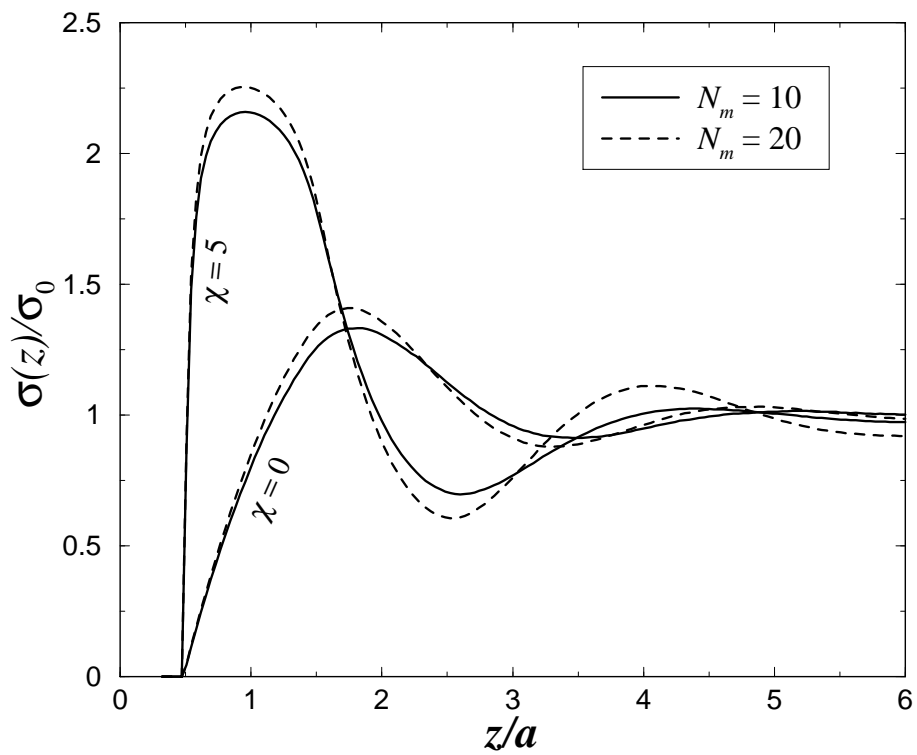


FIG. 11: Messina, Macromolecules