

Pressure effect on magnetism in CeTe_{1.82}

M. H. Jung*

NHMFL, Los Alamos National Laboratory, Los Alamos NM 87545, USA

A. Alsmadi

Department of Physics, New Mexico State University, Las Cruces NM 88003, USA

H. C. Kim

MST, Korea Basic Science Institute, Daejeon 305-333, South Korea

J. Kamarad

Institute of Physics, Czech Academy of Sciences, 162 53 Prague 6, Czech Republic

T. Takabatake

Department of Quantum Matter, ADSM,

Hiroshima University, Higashi-Hiroshima 739-8526, Japan

(Dated: November 21, 2018)

Abstract

We report the normal-state transport and magnetic properties of a pressure-induced superconductor CeTe_{1.82}. We found that the applied pressure is required to increase the Kondo temperature scale ($T_K^* \sim 170$ K), associated with the two-dimensional motion of the carriers confined within the Te plane. Both the short-range ferromagnetic ordering temperature ($T_{\text{SRF}} \sim 6$ K) and the long-range antiferromagnetic transition temperature ($T_N \sim 4.3$ K) are slightly increased with pressure. We suggest that the application of pressure enhances a coupling between the $4f$ and conduction electrons. We also found that the field effect on the transport under pressure is analogous to that at ambient pressure, where a large magnetoresistance is observed in the vicinity of T_{SRF} .

PACS numbers: 74.62.Fj, 74.70.Tx, 61.50.Ks, 75.50.Ee

*Author to whom correspondence should be addressed. Present address: MST, Korea Basic Science Institute, Daejeon 305-333, Korea, E-mail : mhjung@kbsi.re.kr

The generally accepted picture in f -electron systems is that the f electrons are responsible for the local magnetic moments and are strongly correlated with itinerant conduction electrons [1]. Then, there are two magnetic interactions that we can expect from the f -electron systems. One is the on-site Kondo interaction, a screening of the local magnetic moment by conduction electrons, which develops nonmagnetic ground state. The other is the indirect RKKY exchange interaction between the localized f magnetic moments mediated by the conduction electrons, favoring long-range magnetic ordering. Consequently, the balance between these two competing interactions leads to various ground states [2].

A striking feature in the f -electron systems is that for certain rare-earth compounds the magnetic order on the rare-earth sublattice has been found to coexist with superconducting state [3]. Recently, the coexistence of magnetism with superconductivity (SC) has been observed in CeTe_{1.82} [4], where the pairing mechanism is suggested to be a phonon-mediated SC, associated with the charge density wave and enhanced by the ferromagnetic fluctuations. In this paper, we report the normal-state properties as functions of pressure and magnetic field for CeTe_{1.82}. At ambient pressure, this compound displays two different magnetic orderings. The local magnetic moments of Ce ions develop a short-range ferromagnetic ordering in the CeTe layer with a magnetoelastic origin below $T_{\text{SRF}} \sim 6$ K. The short-range ferromagnetic CeTe layers change a long-range ferromagnetic order in the layers and simultaneously a long-range antiferromagnetic order in the spin sequence of down-up-up-down along the c axis below $T_N \sim 4.3$ K [5]. Finally, there appears to be a superconductivity below $T_c \sim 2.7$ K at pressure as small as 2 kbar [4].

Figure 1 shows the results of electrical resistivity $\rho(T)$ for CeTe_{1.82} with different current directions applied in the basal plane of the tetragonal unit cell ($I \perp c$), along the direction of 45 degrees in the plane ($I \angle c$), and along the c axis ($I \parallel c$). For clarity, the resistivity values have been scaled by a factor of 4 for $I \angle c$ and 10 for $I \parallel c$. The absolute values are in the order of $\rho_{\perp c} < \rho_{\angle c} < \rho_{\parallel c}$. There is a metallic behavior for $\rho_{\perp c}$ and a semiconducting behavior for $\rho_{\parallel c}$, reflecting the anisotropic structure. A broad maximum at $T_K^* \sim 170$ K in $\rho_{\perp c}$ is associated with the onset of the Kondo-lattice ground states, as observed in other Ce-based intermetallics [1]. This maximum moves to lower temperature 100 K for $\rho_{\angle c}$ and finally disappears for $\rho_{\parallel c}$. This result is well understood in terms of the reduced Kondo effect by the semiconducting CeTe layers stacked along the c axis. The c -axis semiconducting state cannot be mapped by the Kondo picture because the Kondo effect requires a moderate

carrier density. On the other hand, a sharp peak at $T_{\text{SRF}} \sim 6$ K is suggested as a result of short-range ferromagnetic order by magnetic polarons [5]. Since the magnetic polarons are coupled with carrier localization and spin polarization, it is natural that this effect is most dominant at temperatures just above T_{N} and is independent of the current direction. If these are indeed the cases, the two features should be drastically affected by external parameters such as applied pressure and magnetic field.

The pressure variations of $\rho_{\perp c}(T)$ are illustrated in Fig. 2 for the whole temperature region and in the inset for the low-temperature region. There are three remarkable pressure effects in $\text{CeTe}_{1.82}$. First, the resistivity curves are crossing at temperature between T_{K}^* and T_{SRF} . An applied pressure increases the high-temperature resistivity values but decreases the low-temperature resistivity values. This result gives a possibility of different crystalline-electric-field effect under pressure. Second, the applied pressure changes the position of high-temperature Kondo feature at T_{K}^* to higher temperature. This result is well explicable by considering the enhanced Kondo interaction in an applied pressure. Third, the low-temperature magnetic feature at T_{SRF} moves slowly to higher temperature with increasing pressure. This result gives an evidence for the idea that the number of magnetic polaron states is increased with shrinking the crystal lattice.

The existence of magnetic polaron state can be investigated by measuring the magnetic field dependence of $\rho_{\perp c}(T)$ under pressure. In Fig. 3, the sharp peak at T_{SRF} is strongly suppressed and shifts to higher temperatures with increasing magnetic field, as was found in the ambient-pressure measurements [5]. This leads to a large negative magnetoresistance (MR) in the vicinity of T_{SRF} . As shown in the inset of Fig. 3, MR measured at temperatures below (1.9 K) and above T_{SRF} (13 K) increases monotonically, while MR at around T_{SRF} (6.2 K) initially decreases with increasing fields and then turns to increase making a broad minimum at 3 T. This negative MR behavior at low fields is a characteristic of the low-carrier-density materials showing magnetic polaron states.

In order to look at the influence of pressure on the antiferromagnetic order at T_{N} , we have measured the magnetization $M(T)$ in a field of 50 Oe with varying pressure, which is shown in Fig. 4. There is a small difference between zero-field-cooled (ZFC) and field-cooled (FC) data at around T_{SRF} , due to the short-range ferromagnetic ordering. A sharp peak associated with the long-range antiferromagnetic order at T_{N} increases almost linearly with increasing pressure at a rather large rate of $dT_{\text{N}}/dP = 0.06$ K/kbar. This implies a strong

hybridization between the localized $4f$ electrons and the conduction electrons due to the decrease of interatomic distance by an applied pressure. This strong magnetic interaction can cause the itinerant conduction electrons to be superconducting, as reported previously [4].

Special attention can be given to a quantum critical point (QCP) in $\text{CeTe}_{1.82}$ by applying pressure. As expected from Doniach phase diagram [2], QCP is normally connected to nearly heavy-fermion metals on the border of antiferromagnetic and ferromagnetic states (Néel or Curie temperature, T_N or $T_C \rightarrow 0$ K) [6] and/or at the phase boundary of deviations from Fermi-liquid theory (non-Fermi liquid, NFL) [7]. In $\text{CeTe}_{1.82}$, the superconducting transition is observed at $T_c = 2.7$ K well below the magnetic ordering temperatures (T_{SRF} and T_N), and the normal state properties are far from the NFL behavior. Combining these observations and no SC in other single crystals of $\text{CeTe}_{1.85}$ and $\text{CeTe}_{1.87}$, we suggested that this pressure-induced SC is mediated by phonon, possibly enhanced by the ferromagnetic fluctuations inside the magnetic ordering phase [4].

In conclusion, we confirmed the crossover from the metallic behavior in the ab plane to the semiconducting behavior along the c axis. $\text{CeTe}_{1.82}$ displays various collective ground states; Kondo-lattice coherence ($T_K^* \sim 170$ K) in the metallic ab plane, short-range ferromagnetic ordering (at $T_{\text{SRF}} \sim 6$ K) in the plane, long-range antiferromagnetic transition ($T_N \sim 4.3$ K) along the c axis, and finally superconducting transition ($T_c \sim 2.7$ K) under pressure. We found that the Kondo interaction T_K^* is enhanced by an applied pressure. Both T_{SRF} and T_N slightly increase with pressure but decrease with magnetic field. We thus conclude that the pressure is required to enhance the magnetic exchange interaction and finally to make T_c .

The authors thank A. H. Lacerda, H. Nakotte, H. C. Ri, and K. Umeo for their helps in the resistivity and magnetization measurements under pressure. This work at NHMFL was performed under the auspices of the National Science Foundation, the State of Florida and the US Department of Energy.

-
- [1] N. Grewe and F. Steglich, in *Handbook on the Physics and Chemistry of Rare Earths*, edited by K. A. Gschneidner, Jr. and L. Eyring (North Holland, Amsterdam, 1991), Vol. 14, p. 343 ff; G. R. Stewart, *Rev. Mod. Phys.* **56**, 755 (1984).

- [2] S. Doniach, *Physica B* **91** (1977) 231.
- [3] F. Steglich, J. Aarts, C. D. Bredl, W. Lieke, D. Meschede, W. Franz, and H. Schfer, *Phys. Rev. Lett.* **43**, 1892 (1979); J. D. Thompson, R. Movshovich, Z. Fisk, F. Bouguet, N.J. Curro, R.A. Fisher, P.C. Hammel, H. Hegger, M.F. Hundley, M. Jaime, P.G. Pagliuso, C. Petrovic, N.E. Phillips, and J.L. Sarrao, *J. Magn. Magn. mater.* **226**, 5 (2001); N. K. Sato, N. Aso, K. Miyake, R. Shiina, P. Thalmeier, G. Varelogiannis, C. Geibel, F. Steglich, P. Fulde, T. Komatsubara, *Nature* **410**, 340 (2001).
- [4] M. H. Jung, A. Alsmadi, H. C. Kim, Yunkyu Bang, K. H. Ahn, K. Umeo, A. H. Lacerda, H. Nakotte, H. C. Ri, and T. Takabatake, to be published in *Phys. Rev. B* (2003).
- [5] M. H. Jung, B. H. Min, Y. S. Kwon, I. Oguro, F. Iga, T. Fujita, T. Ekino, T. Kasuya, and T. Takabatake, *J. Phys. Soc. Jpn.* **69**, 937 (2000); M. H. Jung, T. Ekino, Y. S. Kwon, and T. Takabatake, *Phys. Rev. B* **63**, 035101 (2001); M. H. Jung, K. Umeo, T. Fujita, and T. Takabatake, *Phys. Rev. B* **62**, 11609 (2000).
- [6] N. D. Mathur, F. M. Grosche, S. R. Julian, I. R. Walker, D. M. Freye, R. K. W. Haselwimmer, and G. G. Lonzarich, *Nature* **394**, 39 (1998); S. S. Saxena, P. Agarwal, K. Ahilan, F. M. Grosche, R. K. W. Haselwimmer, M. J. Steiner, E. Pugh, I. R. Walker, S. R. Julian, and P. Monthoux, *Nature* **406**, 587 (2000).
- [7] G. R. Stewart, *Rev. Mod. Phys.* **73**, 797 (2001); F. Steglich, N. Sato, T. Tayama, T. Luhmann, C. Langhammer, P. Gegenwart, P. Hinze, C. Geibel, M. Lang, G. Sparn, and W. Assmus, *Physica C* **341**, 691 (2000).

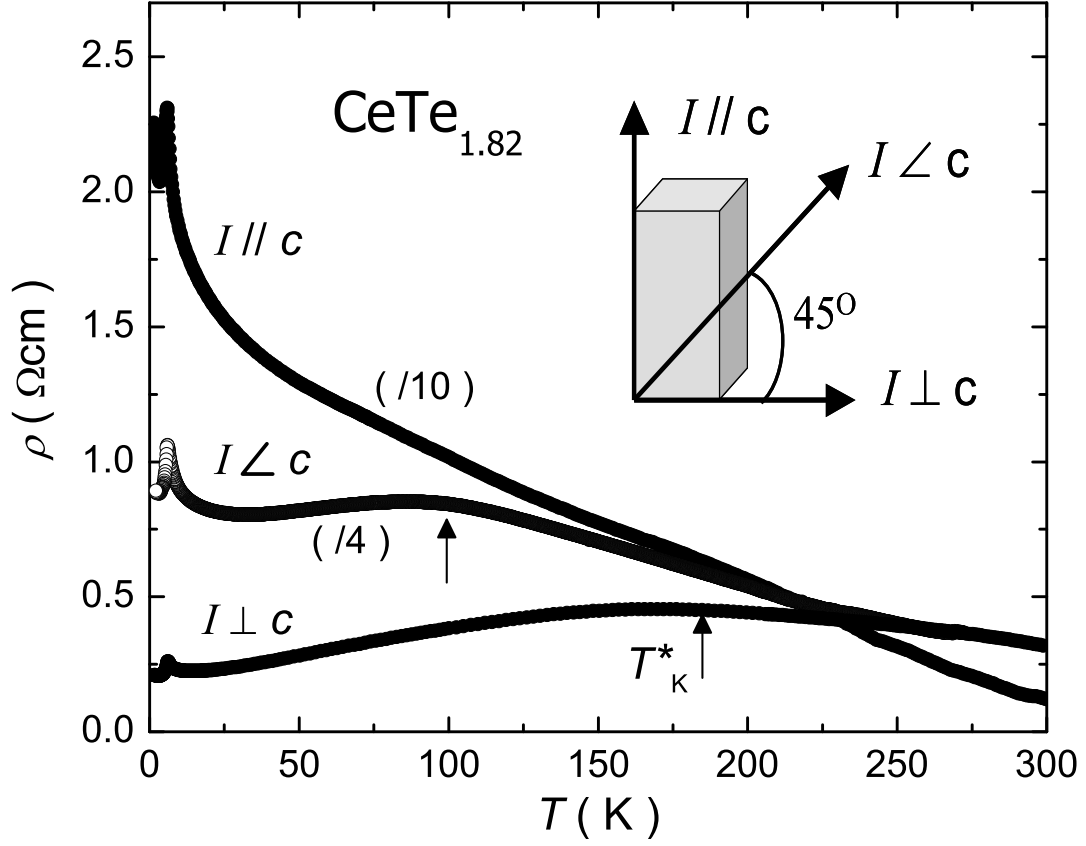


FIG. 1: Electrical resistivity $\rho(T)$ with different current directions applied in the ab plane ($I \perp c$), along the direction of 45 degrees in the plane ($I \angle c$), and along the c axis ($I \parallel c$). For clarity, the resistivity values have been scaled by a factor of 4 for $I \angle c$ and 10 for $I \parallel c$. The arrows indicate the coherent Kondo temperature, T_K^* .

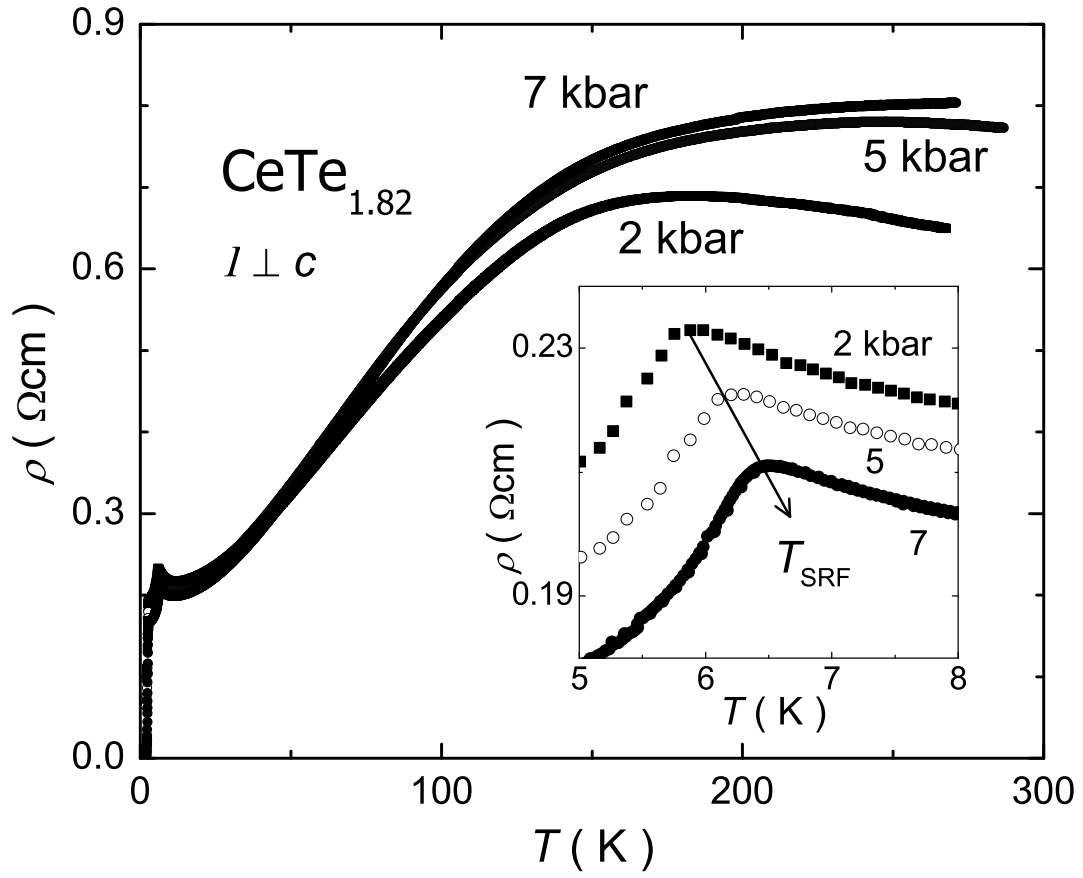


FIG. 2: In-plane resistivity $\rho_{\perp c}(T)$ measured at several pressures, 2, 5, and 7 kbar. The inset shows the low-temperature data, clarifying the short-range ferromagnetic ordering temperature, T_{SRF} .

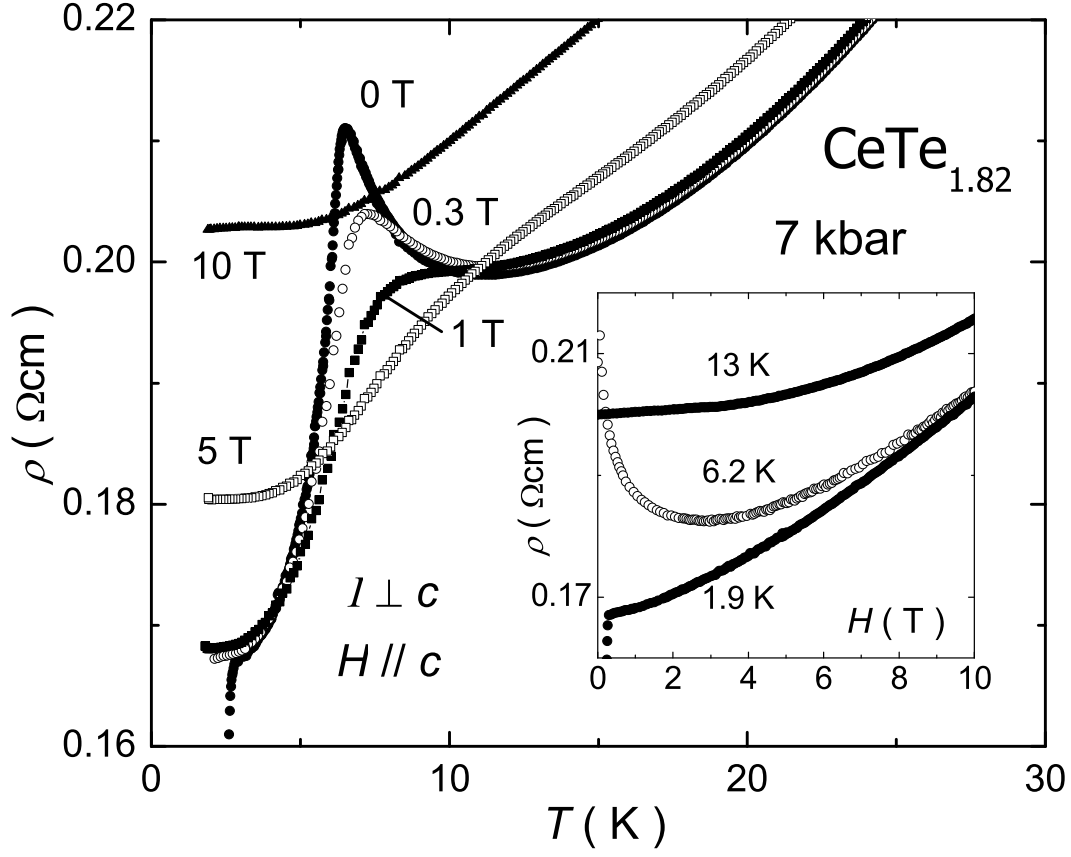


FIG. 3: In-plane resistivity $\rho_{\perp c}(T)$ for the various c -axis magnetic fields, 0, 0.3, 1, 5, and 10 T. The inset shows the magnetoresistance (MR) measured at different temperatures, 1.9, 6.2, and 13 K.

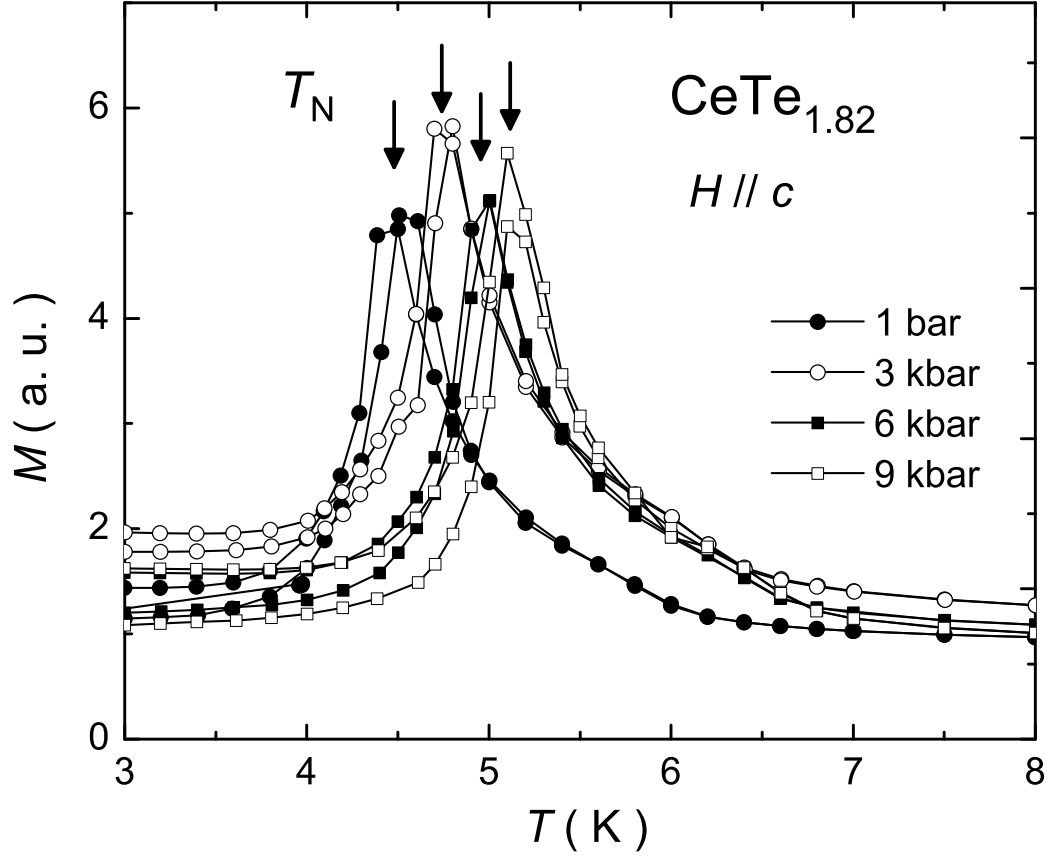


FIG. 4: Magnetization measured in a field of 50 Oe at various pressures, 1 bar, 3, 6, and 9 kbar. The arrows indicate the long-range antiferromagnetic transition temperature, T_N .