

Hydrodynamics of driven granular gases

Hisao Hayakawa

Department of Physics, Kyoto University, Kyoto 606-8501

Hydrodynamic equations for granular gases driven by the Fokker-Planck operator are derived. Transport coefficients appeared in Navier-Stokes order change from the values of a free cooling state to those of a steady state.

PACS numbers: 81.05.Rm, 47.20.-k 05.20.Dd

I. INTRODUCTION

The gas kinetic theory of elastic particles played important roles in history of statistical mechanics[1, 2]. When there are inelastic interactions among particles, the behavior of collections of particles is completely different from that of elastic particles: There are no equilibrium states and any spatially homogeneous states are no longer stable. Such a collection of the particles having inelastic interactions is called the granular gas whose physical realization can be observed in rings of planets, small planets, suspended particles in fluidized beds, aerosols, and rapid granular flows *etc.*[3].

A typical example of granular gases can be found in aerosols or suspensions *etc.* in which the buoyancy is balanced with gravity. [4, 5] In dense suspensions the hydrodynamic interaction among particles are important[6], but effects of the air may be regarded as a thermostat driven by the Langevin forces in dilute suspensions. Most of researches for granular gases are interested in undriven systems which are difficult to be achieved in actual experiences. We believe that more systematic studies for driven granular gases are required. Montanero and Santos analyzed statistical properties of the homogeneous state and hydrodynamics of granular gases the white noise thermostat and the Gaussian thermostat.[7, 8] Carriello *et al.*[9] and Pagnani *et al.*[10] analyzed granular gases in driven systems by the Langevin force which includes both the white noise with the friction force in proportion to the velocity of particles, but they are not interested in hydrodynamics of such the granular fluid. Since we believe that the model driven by such the thermostat, we call the Langevin thermostat, can describe physical situations of dilute suspensions, we need to clarify properties of the hydrodynamics of such the system. The main purposes of this paper is to investigate the effects of Langevin thermostat for transport coefficients

The organization of this paper is as follows. In the next section, we introduce our model and the framework of the Chapman-Enskog method for the analysis of granular gases. In section III, we calculate the valuables such as the granular temperature and the fourth cumulant in a homogeneous state. In section IV, we obtain the transport coefficients such as the viscosity and the heat conductivity. In section V, we discuss and summarize our results.

II. FRAMEWORK

We consider rarefied gases of smooth identical particles with the mass m , the velocity \mathbf{v} and the diameter σ . The distribution function $f(\mathbf{r}, \mathbf{v}, t)$ in our system obeys the inelastic Boltzmann equation

$$(\partial_t + \mathbf{v} \cdot \nabla)f = J[f, f] + L_{FP}f, \quad (1)$$

where $J[f, f]$ represents the collisional integral given by[11, 12]

$$J[f, h] = \sigma^{d-1} \int d\hat{\sigma} \int d\mathbf{v}_1 \Theta(\mathbf{g} \cdot \hat{\sigma}) \mathbf{g} \cdot \hat{\sigma} \times (e^{-2}b^{-1} - 1)f(\mathbf{r}, \mathbf{v}, t)h(\mathbf{r}, \mathbf{v}_1, t) \quad (2)$$

where $\Theta(x)$ is Heviside's function, $\mathbf{g} = \mathbf{v} - \mathbf{v}_1$, and $\hat{\sigma}$ as the unit vector along the line connecting centers of mass of contacting particles. The operator b^{-1} is the inverse of the collisional operator b which are defined as

$$b\mathbf{g} = \mathbf{g} - (1+e)(\mathbf{g} \cdot \hat{\sigma})\hat{\sigma}, \quad (3)$$

$$b^{-1}\mathbf{g} = \mathbf{g} - \frac{1+e}{e}(\mathbf{g} \cdot \hat{\sigma})\hat{\sigma}, \quad (4)$$

where e is the coefficient of restitution which is ranged $0 < e \leq 1$. Here we assume that e is a constant for the simplification of our argument, though the actual coefficient of restitution depends on the impact velocity[13, 14, 15]. The effects of the impact velocity dependence of e to macroscopic hydrodynamics can be seen in ref.[16]. It should be noted that the oblique impacts have important contributions in actual inelastic collisions.[17, 18] We, however, assume that the effects of inelastic oblique collision can be neglected, which may be justified when particles are smooth hard-core particles.

The Fokker-Planck operator L_{FP} in eq.(1) represents the driven force coming from the Langevin force as

$$L_{FP} = \gamma_0 \frac{\partial}{\partial \mathbf{v}} \cdot [\mathbf{V} + \frac{T_B}{m} \frac{\partial}{\partial \mathbf{v}}], \quad (5)$$

where the first term and the second term represent the frictional force and the thermal activation, respectively. In general, the temperature of the heat bath T_B is different from granular temperature T . If there is no contribution from the collisional integral, the distribution function is relaxed to an equilibrium state as

$f \rightarrow f_{eq} \propto \exp[-mV^2/2T_B]$. The Fokker-Planck operator (5) may be categorized into one of the white noise thermostat $L_{white} = \gamma_0 T_B / m (\partial^2 / \partial \mathbf{v}^2)$. However, the contribution of L_{FP} to the distribution function, the transport coefficients and stability of the homogeneous state is different from the pure white noise thermostat. We also note that the frictional force in the first term of (5) has the inverse sign of the Gaussian thermostat[7] $L_{Gauss} = -\gamma_0 (\partial / \partial \mathbf{v}) \mathbf{V}$ which is also used in simulation of molecular hydrodynamics.[19]

Hydrodynamic variables to characterize the macroscopic behavior of the gas are the number density, the velocity field and the granular temperature defined by

$$n(\mathbf{r}, t) = \int d\mathbf{v} f(\mathbf{r}, \mathbf{v}, t), \quad (6)$$

$$n(\mathbf{r}, t) \mathbf{u}(\mathbf{r}, t) = \int d\mathbf{v} \mathbf{v} f(\mathbf{r}, \mathbf{v}, t), \quad (7)$$

$$\frac{d}{2} n(\mathbf{r}, t) T(\mathbf{r}, t) = \int d\mathbf{v} \frac{1}{2} m \mathbf{V}^2 f(\mathbf{r}, \mathbf{v}, t), \quad (8)$$

where $\mathbf{V} \equiv \mathbf{v} - \mathbf{u}$. The integral of the collisional invariance multiplied by $J[f, f]$ over \mathbf{V} is zero. Since the loss of kinetic energy in each collision is given by

$$\Delta E = -\frac{1-e^2}{4} m (\mathbf{g} \cdot \hat{\sigma})^2, \quad (9)$$

the following relation holds

$$\int d\mathbf{v} \frac{1}{2} m V^2 J(f, f) = -\frac{nd}{2} T \zeta[f, f] \quad (10)$$

Here, the cooling rate ζ in eq.(10) can be evaluated approximately[12]

$$\zeta \simeq \zeta^{(0)} = \frac{1-e^2}{4d} \nu_0 (d+2) \left(1 + \frac{3}{16} a_2\right), \quad (11)$$

where $\nu_0 = \pi^{-1/2} n \sigma^{d-1} (T/m)^{1/2} 4\Omega_d / (d+2)$, a_2 is the forth cumulant defined by

$$a_2 \equiv \frac{d}{d+2} \frac{\langle V^4 \rangle}{\langle V^2 \rangle^2} - 1, \quad (12)$$

$$\langle V^k \rangle \equiv \frac{1}{n} \int d\mathbf{V} V^k f(\mathbf{V}, t) \quad (13)$$

which will be determined later.

The balance equations for hydrodynamic variables are

$$D_t n + n \nabla \cdot \mathbf{u} = 0, \quad (14)$$

$$D_t u_i + (mn)^{-1} \nabla_j P_{ij} = 0, \quad (15)$$

$$\begin{aligned} D_t T + \frac{2}{dn} (P_{ij} \nabla_j u_i + \nabla \cdot \mathbf{q}) + T \zeta \\ = 2\gamma_0 (T_B - T), \end{aligned} \quad (16)$$

where $D_t = \partial_t + \mathbf{u} \cdot \nabla$. The pressure tensor P_{ij} and the heat flux \mathbf{q} are respectively defined by

$$P_{ij} = m \int d\mathbf{v} V_i V_j f(\mathbf{r}, \mathbf{v}, t), \quad (17)$$

$$\mathbf{q} = \frac{m}{2} \int d\mathbf{v} V^2 \mathbf{V} f(\mathbf{r}, \mathbf{v}, t). \quad (18)$$

We adopt the Chapman-Enskog method[2], where space and time dependences appear through hydrodynamic variables. The expansion parameter is regarded as the magnitude of spatial inhomogeneity. Thus, we expand f around the homogeneous solution $f^{(0)}$ as $f = f^{(0)} + \varepsilon f^{(1)} + \varepsilon^2 f^{(2)} + \dots$, derivative is also expanded as $\partial_t = \partial_t^{(0)} + \varepsilon \partial_t^{(1)} + \dots$. Here we apply the Chapman-Enskog method for dilute granular gases developed by Brey *et al.*[20, 21] and Santos[8] to driven systems. To remove the ambiguity of the distribution function, we impose the solubility conditions in which hydrodynamic variables are unchanged from the evaluation by $f^{(0)}(\mathbf{v}, t)$.

III. HOMOGENEOUS STATES

As the first step of Chapman-Enskog method, we need also to obtain the homogeneous solution of the inelastic Boltzmann equation. We usually assume the scaling form

$$f(\mathbf{v}, t) = n v_0(t)^{-d} \tilde{f}(\mathbf{c}, \tau), \quad \mathbf{c} = \mathbf{V} / v_0(t) \quad (19)$$

with $d\tau = \omega_E dt$ and $v_0(t) = \sqrt{2T/m}$. The forth cumulant introduced in (12) for the scaling function is related to $\langle c^4 \rangle \equiv \int d\mathbf{c} c^4 \tilde{f}(\mathbf{c})$ as $\langle c^4 \rangle = d(d+2)(a_2+1)/4$. Here ω_E is Enskog's collision frequency given by

$$\omega_E = \frac{d+2}{4} \nu_0 = \sqrt{\frac{2}{\pi}} \Omega_d n \sigma^{d-1} v_0. \quad (20)$$

For the calculation we need to obtain

$$\mu_k \equiv - \int d\mathbf{c} c^k J[\tilde{f}, \tilde{f}] \quad (21)$$

The cumulants and μ_k can be evaluated by an approximate expansion of Sonine polynomials[12]. For example, μ_2 is evaluated as

$$\mu_2 \simeq \frac{1}{2} (1-e^2) \frac{\Omega_d}{\sqrt{2\pi}} \left(1 + \frac{3}{16} a_2\right), \quad (22)$$

μ_4 is estimated as [12]

$$\mu_4 \simeq \sqrt{\frac{2}{\pi}} \Omega_d (A_1 + a_2^H A_2), \quad (23)$$

with

$$\begin{aligned} A_1 &= \frac{1-e^2}{4} (d + \frac{3}{2} + e^2) \\ A_2 &= \frac{3}{128} (1-e^2) (10d + 39 + 10e^2) \\ &\quad + \frac{1}{4} (1+e)(d-1). \end{aligned} \quad (24)$$

It should be noted that these evaluations are based on two approximations: (i) the truncation of the first Sonine expansion, and (ii) the linearization of a_2 . If we adopt

the first assumption, the linearization of a_2 gives a nice evaluation,[22] (iii) the direct comparison of the transport coefficients obtained by the Monte Carlo simulation and the linearized approximation gives good agreement in free cooling states.[21] However, nobody knows how to converge the Sonine expansion for driven granular gases. Thus, we may need to check the convergence of the Sonine expansion as in the case of elastic particles.[23]

Now, let us discuss the time evolution of temperature field. Equation (16) becomes

$$\partial_t^{(0)}\theta = 2\gamma_0 - (2\gamma_0 + \zeta)\theta \quad (25)$$

in the homogeneous state with the Langevin thermostat, where $\theta \equiv T/T_B$. Assuming $\theta = \theta^{(0)} + a_2\theta^{(1)} + O(a_2^2)$, eq.(25) is reduced to

$$\partial_\tau\theta^{(0)} = 2\{\hat{\gamma} - (\hat{\gamma} + \hat{\zeta})\theta^{(0)}\} \quad (26)$$

in the lowest order, where $\hat{\gamma} = \gamma_0/\omega_E$ and $\hat{\zeta} = (1-e^2)/2d$. This equation has the solution

$$\theta^{(0)} = \theta_\infty + (\theta^{(0)}(0) - \theta_\infty)e^{-2(\hat{\gamma}+\hat{\zeta})\tau} \quad (27)$$

with $\theta_\infty \equiv \hat{\gamma}/(\hat{\gamma} + \hat{\zeta})$.

In the scaling limit, the inelastic Boltzmann equation (1) is reduced to

$$\begin{aligned} \frac{\Omega_d}{\sqrt{2\pi}}\partial_\tau\tilde{f}(\mathbf{c},\tau) &= \tilde{J}[\tilde{f},\tilde{f}] + \left(\frac{\hat{\gamma}}{\theta} - \frac{\mu_2}{d}\right)\frac{\partial}{\partial\mathbf{c}} \cdot (\mathbf{c}\tilde{f}(\mathbf{c},\tau)) \\ &\quad + \frac{\hat{\gamma}}{2\theta}\frac{\partial^2}{\partial c^2}\tilde{f}(\mathbf{c},\tau) \end{aligned} \quad (28)$$

where $J[f, f] = n^2(\sigma/v_0(t))^{d-1}\tilde{J}[\tilde{f}, \tilde{f}]$. From the equation for $\langle c^4 \rangle = d(d+2)(a_2+1)/4$ we obtain the equation of lowest order of a_2 :

$$\begin{aligned} \partial_\tau a_2 &= 4\hat{\zeta} - \hat{A}_1 + a_2\left[\frac{19}{4}\hat{\zeta} - 4\frac{\hat{\gamma}}{\theta} - \hat{A}_2\right] + \frac{3}{4}\hat{\zeta}a_2^2 \quad (29) \\ &\simeq 4\hat{\zeta} - \hat{A}_1 + a_2\left[\frac{19}{4}\hat{\zeta} - 4\frac{\hat{\gamma}}{\theta^{(0)}} - \hat{A}_2\right] \end{aligned} \quad (30)$$

with $\hat{A}_1 = 8A_1/d(d+2)$ and $\hat{A}_2 = 8A_2/d(d+2)$. The solution of (30) is given by

$$\begin{aligned} a_2(\tau) &\simeq a_2^\infty + (a_2(0) - a_2^\infty) \\ &\quad \times \exp\left[\left(\frac{19}{4}\hat{\zeta} - \hat{A}_2\right)\tau - 4\hat{\gamma}\int_0^\tau \frac{d\tau'}{\theta^{(0)}(\tau')}\right] \end{aligned} \quad (31)$$

where

$$a_2^\infty = \frac{\hat{A}_1 - 4\hat{\zeta}}{\frac{19}{4}\hat{\zeta} - 4(\hat{\gamma} + \hat{\zeta}) - \hat{A}_2}. \quad (32)$$

Although we present the result of linearization of a_2 , it is possible to obtain the exact steady values of θ and a_2 for (25) and (29). The result is presented in Appendix, but the differences between the exact values and the result from linearized approximation are invisible (Fig.1). We also compare a_2 in eq.(31) and θ in (27) with the numerical solution of (29) and (25) to confirm the validity of the linearization of a_2 .

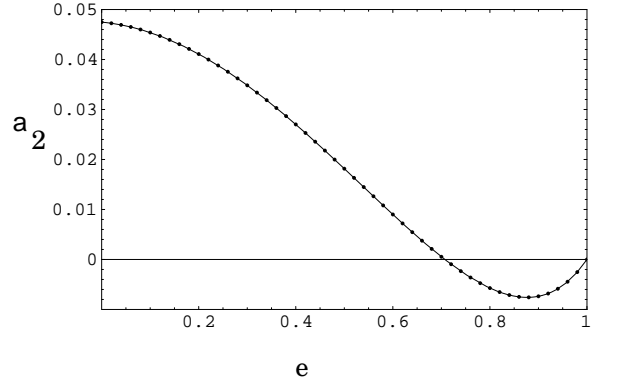


FIG. 1: Steady a_2 as a function of e for $d = 3$ and $\hat{\gamma} = 0.1$. The solid line and the solid circles represent the result of linearized approximation and the exact one, respectively.

IV. THE DETERMINATION OF THE TRANSPORT COEFFICIENTS

Here, we explicitly obtain the result of the transport coefficients for heated granular gases. The solution $f^{(0)}$ is isotropic so that the zeroth order pressure and the heat flux are given by

$$P_{ij}^{(0)} = p\delta_{ij}, \quad \mathbf{q}^{(0)} = \mathbf{0} \quad (33)$$

where $p = nT$ is the hydrostatic pressure.

The first order equation of the Boltzmann equation becomes

$$\begin{aligned} (\partial_t^{(0)} + L - L_{FP})f^{(1)} &= -(\partial_t^{(1)} + \mathbf{v} \cdot \nabla)f^{(0)} \\ &= -(D_t^{(1)} + \mathbf{V} \cdot \nabla)f^{(0)} \end{aligned} \quad (34)$$

with $D_t^{(1)} = \partial_t^{(1)} + \mathbf{u} \cdot \nabla$. Here the linear operator L in (34) is defined by

$$Lf^{(1)} = -J[f^{(0)}, f^{(1)}] - J[f^{(1)}, f^{(0)}]. \quad (35)$$

Multiplying both side of (34) by mV_iV_j and integrate over \mathbf{V} , we obtain

$$(\partial_t^{(0)} + \nu)P_{ij}^{(1)} + \Pi_{ij}^{(1)} = -p\Delta_{ijkl}\nabla_k u_l \quad (36)$$

where

$$\Pi_{ij}^{(1)} \equiv -m \int d\mathbf{V} V_i V_j L_{FP} f^{(1)}, \quad (37)$$

$$\Delta_{ijkl} \equiv \delta_{ik}\delta_{jl} + \delta_{il}\delta_{jk} - \frac{2}{d}\delta_{ij}\delta_{kl}. \quad (38)$$

The solution of (36) can be written as

$$P_{ij}^{(1)} = -\eta\Delta_{ijkl}\nabla_k u_l \quad (39)$$

where η is the viscosity.

It is possible to obtain ν in eq.(36) through the relation

$$m \int d\mathbf{V} V_i V_j L f^{(1)}(\mathbf{V}) = \nu P_{ij}^{(1)}. \quad (40)$$

The evaluation of ν is independent of the existence of the thermostat. We have evaluated ν as[12]:

$$\nu_\eta^* \equiv \frac{\nu}{\nu_0} \simeq \frac{3}{4d} (1 - e + \frac{2}{3}d)(1 + e)(1 - \frac{1}{32}a_2). \quad (41)$$

With the aid of

$$\partial_t^{(0)} P_{ij}^{(1)} = \left(\frac{\gamma_0}{\theta} - \gamma_0 - \frac{\zeta}{2} \right) P_{ij}^{(1)}, \quad (42)$$

eqs.(48),(49) and (36) lead to

$$\eta^* \equiv \frac{\eta}{\eta_0} = \frac{2\gamma^* + 1}{\gamma^*(1 + \theta^{-1}) + \nu_\eta^* - \zeta^*/2} \quad (43)$$

where $\gamma^* = \gamma/\nu_0$, $\nu_\eta^* = \nu/\nu_0$ and $\zeta^* = \zeta/\nu_0$. $\eta_0(\hat{\gamma})$ is the viscosity for $e = 1$ which is different from the value η_e of the elastic gas as $\eta_{el} = \eta_0(2\hat{\gamma}^* + 1)$. The steady value of η^* is obtained when we substitute θ^∞ and a_2^∞ into (43).

Let us consider the heat flux. Multiplying both side of eq.(34) by $mV^2\mathbf{V}/2$ and integrate over \mathbf{V} we obtain

$$\begin{aligned} (\partial_t^{(0)} + \nu')\mathbf{q}^{(1)} + \mathbf{Q}^{(1)} &= -\frac{d+2}{2}(1+2a_2)\frac{p}{m}\nabla T \\ &\quad -\frac{d+2}{2}a_2\frac{T^2}{m}\nabla n, \end{aligned} \quad (44)$$

where

$$\mathbf{Q}^{(1)} = -\frac{m}{2} \int d\mathbf{V} V^2 \mathbf{V} L_{FP} f^{(1)}. \quad (45)$$

Here, ν' has already been calculated as[21]

$$\begin{aligned} \nu_\kappa^* \equiv \frac{\nu'}{\nu_0} &\simeq \frac{1+e}{d} \left[\frac{d-1}{2} + \frac{3}{16}(d+8)(1-e) \right. \\ &\quad \left. + \frac{4+5d-3(4-d)e}{512}a_2 \right] \end{aligned} \quad (46)$$

The heat flux is described by

$$\mathbf{q}^{(1)} = -\kappa \nabla T - \mu \nabla n, \quad (47)$$

where η and κ are the shear viscosity and the thermal conductivity, respectively. The other transport coefficient μ appears only in granular gases. Through the substitution of (47) and (46) with the result of $\mathbf{Q}^{(1)}$ into (44) we can obtain κ and μ .

From the scaling form (19) the following relations should be satisfied:

$$\begin{aligned} \partial_t^{(0)} \mathbf{q}^{(1)} &= (2\zeta + 3\gamma_0 - \gamma_0/\theta)\kappa \nabla T \\ &\quad + \left\{ \mu \left[\frac{3}{2}\zeta + 3\gamma_0(1 - \theta^{-1}) \right] + \frac{\kappa \zeta T}{n} \right\} \nabla n \end{aligned} \quad (48)$$

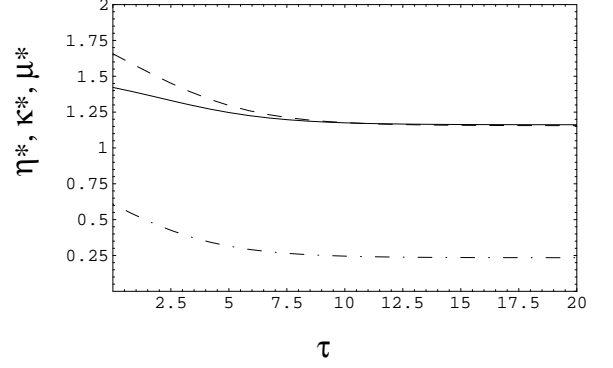


FIG. 2: The time evolution of η^* (solid line), κ^* (dashed line) and μ^* (dot-dashed line) for $e = 0.9$, $d = 3$, $\hat{\gamma} = 0.1$ and $\theta(0) = 2$.

On the other hand, $\Pi^{(1)}$ and $\mathbf{Q}^{(1)}$ have the relations

$$\Pi_{ij}^{(1)} = 2\gamma_0 P_{ij}^{(1)}, \quad \mathbf{Q}^{(1)} = 3\gamma_0 \mathbf{q}^{(1)}. \quad (49)$$

Thus, κ and μ can be obtained from (48),(49) and (44) as

$$\kappa = \frac{d+2}{2} \frac{1+2a_2}{\nu' - 2\zeta + \gamma_0/\theta} \frac{nT}{m}, \quad (50)$$

$$\mu = \frac{\frac{\kappa \zeta T}{n} + \frac{d+2}{2} a_2 \frac{T^2}{m}}{\nu' - \frac{3}{2}\zeta - 3\gamma_0/\theta}. \quad (51)$$

Thus, $\kappa^* = \kappa/\kappa_0$ which is the normalized heat conductivity by its value of $e = 1$, $\kappa_0(\hat{\gamma})$, is given by

$$\kappa^* = \left(\frac{d-1}{d} + \gamma^* \right) \frac{1+2a_2}{\nu_\kappa^* - 2\zeta^* + \gamma^*/\theta} \quad (52)$$

$$\mu^* = \frac{\kappa^*}{1+2a_2} \frac{a_2(\nu_\kappa^* + \gamma^*/\theta)}{\nu_\kappa^* - \frac{3}{2}\zeta^* + 3\gamma^*/\theta} \quad (53)$$

Their steady values are evaluated replacing θ and a_2 by their steady values.

Figure 2 shows the time evolution of η^* , κ^* and μ^* for $e = 0.9$, $d = 3$, $\hat{\gamma} = 0.1$. Figure 3 shows the steady values of η^* , κ^* and μ^* as functions of e for $d = 3$ and $\hat{\gamma} = 0.1$. As we can see from figures, μ^* can be comparable with others. This situation has not been realized for free cooling systems.

It is also remarkable that μ^* is not proportional to a_2 and keeps positive for the region of $a_2 < 0$ even in the steady limit. This result is contradicted with the framework by Santos[8]. The difference comes from the following. In our system, the system is heated by T_B uniformly, but the temperature field T contains spatial fluctuations. Thus, $\partial_t^{(0)} \mathbf{q}^{(1)}$ cannot be zero even in steady states, because this contains the term in proportion to $\nabla[2\gamma_0 T_B + (2\gamma_0 + \zeta)T]$.

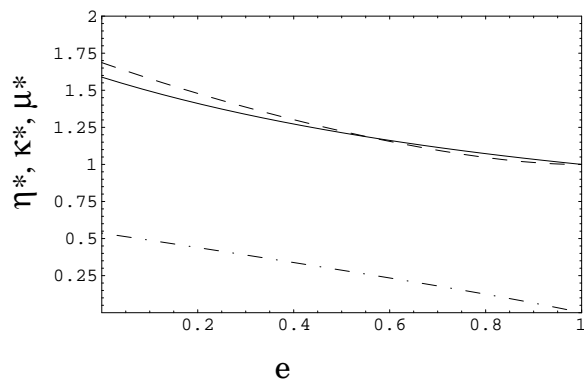


FIG. 3: The steady values of η^* (solid line), κ^* (dashed line) and μ^* (dot-dashed line) for $e = 0.9$, $d = 3$, $\hat{\gamma} = 0.1$.

V. CONCLUDING REMARKS

We have derived hydrodynamic equations based on a systematic Chapman-Enskog method for dilute granular gases driven by the Langevin thermostat in this paper. We have determined all of the transport coefficients η , κ and μ appear in Navier-Stokes order as a function of the restitution coefficient e .

The result is based on the linearized approximation of a_2 in the first order truncation of Sonine expansion. Although we believe that this approximation gives a nice evaluation, nobody knows its theoretical background and quantitative validity. In particular, Pagnani *et al.*[10] has

reported that deviation of f from the Gaussian in driven granular gases is large. So we may need to check the convergence of the Sonine expansion and to compare the theoretical prediction with simulations. We also need to look for the possibility to apply our result to explain the data in actual experiments for suspensions.

The author would like to thank A. Santos for fruitful discussion. This study is partially supported by the Inamori Foundation.

APPENDIX A: STEADY VALUES OF a_2 AND θ

As mentioned in the text, it is possible to obtain exact steady solutions of (25) and (29). The result is so complicated and difference between them and the linearized solutions is small that we do not use the exact form for later discussion. Here we present the exact solutions:

$$a_2^\infty = \frac{16(1 - 3e^2 + 2e^4)}{Q_1} \quad (\text{A1})$$

where $Q_1 = 73 - 32e - 75e^2 - 30e^4 + 64d^2\hat{\gamma} + 8d(7 + 4e - 3e^2 + 16\hat{\gamma})$, and

$$\theta_\infty = \frac{d\hat{\gamma}Q_1}{Q_2 + 64d^3\hat{\gamma}^2 + Q_3 - d(1 + e)Q_4}, \quad (\text{A2})$$

where $Q_2 = 2(1 + e)^2(19 - 46e + 33e^2 - 12e^3 + 6e^4)$, $Q_3 = 8d^2\hat{\gamma}(11 + 4e - 7e^2 + 16\hat{\gamma})$ and $Q_4 = -28 + e^2(28 - 30\hat{\gamma}) - 137\hat{\gamma} + 6e^3(5\hat{\gamma} - 2) + e(12 + 169\hat{\gamma})$.

-
- [1] L. Boltzmann, Lecture Notes on Gas Theory (Dover, New York, 1995).
 - [2] S. Chapman and T. G. Cowling, The Mathematical Theory of Nonuniform Gases ; Third Edition (Cambridge Univ. Press, Cambridge, 1970).
 - [3] T. Pöschel and S. Luding eds. Granular Gases (Springer, Berlin, 2000).
 - [4] S. K. Friedlander, Smoke, Dust and Haze: Fundamentals of Aerosol Behavior (John Wiley & Sons, New Yprk, 1977).
 - [5] T. Kawaguchi, T. Tanaka and Y. Tsuji, Powder Technol. **96**, 129 (1998); T. Kawaguchi, M. Sakamoto, T. Tanaka and Y. Tsuji, Powder Technol. **109**, 3 (2000).
 - [6] K. Ichiki and H. Hayakawa, Phys. Rev. E **52**, 658 (1995).
 - [7] J. M. Montanero and A. Santos, Granular Matter, **1**, 57 (1998).
 - [8] A. Santos, Physica A **321**, 442 (2003).
 - [9] J. A. Carrillo, C. Cercignani and I. M. Gamba, Phys. Rev. E **62**, 7700 (2000).
 - [10] R. Pagnani, U. M. Bettolo Marconi and A. Puglish, Phys. Rev. E **66**, 051304 (2002).
 - [11] A. Goldstein and M. Shapiro, J. Fluid Mech. **282**, 75 (1995).
 - [12] T. P. J. van Noije and M. H. Ernst, Granular Matter **1**, 57 (1998).
 - [13] W. J. Stronge, Impact Mechanics (Cambridge Univ. Press, Cambridge, 2000).
 - [14] K. L. Johnson, Contact Mechanics (Cambridge Univ. Press, Cambridge, 1985).
 - [15] G. Kuwabara and K. Kono, *Jpn. J. Appl. Phys.*, **26**, 1230 (1987); N. V. Brilliantov, F. Spahn, J. -M. Hertzsch, and T. Pöschel, Phys. Rev. E **53**, 5382 (1996); W. A. M. Morgado and I. Oppenheim, Phys. Rev. E **55**, 1940 (1997); F. Gerl and A. Zippelius, Phys. Rev. E **59**, 2361 (1999); H. Hayakawa and H. Kuninaka, Chem. Eng. Sci. **57**, 239 (2002).
 - [16] N. V. Brilliantov and T. Pöschel, Phil. Trans. R. Soc. Lond. A **360**, 415 (2002).
 - [17] L. Labous, A.D. Rosato and R. N. Dave, Phys. Rev. E **56**, 5717 (1997).
 - [18] H. Kuninaka and H. Hayakawa, cond-mat/0301483 (to be published in J. Phys. Soc. Jpn.).
 - [19] W. G. Hoover, Computational Statistical Mechanics (Elsevier, Amsterdam, 1991).
 - [20] J. J. Brey, J. W. Dufty, C. S. Kim and A. Santos, Phys. Rev. E **58**, 4638 (1998).
 - [21] J. J. Brey and D. Cubero, in ref.[3].
 - [22] N. V. Brilliantov and T. Pöschel, Phys. Rev. E **61**, 2809 (2000).
 - [23] H.-D. Kim and H. Hayakawa, cond-mat/0202003.