

Scaling of the conductance in a quantum wire

V. Meden¹, S. Andergassen², W. Metzner², U. Schollwöck², and K. Schönhammer¹

¹*Institut für Theoretische Physik, Universität Göttingen, Tammannstr. 1, D-37077 Göttingen, Germany*

²*Max-Planck-Institut für Festkörperforschung, Heisenbergstr. 1, D-70569 Stuttgart, Germany*

(July 18, 2003)

The conductance G of an interacting nano-wire containing an impurity and coupled to non-interacting semi-infinite leads is studied using a functional renormalization group method. We obtain results for microscopic lattice models without any further idealizations. For an interaction which is turned on smoothly at the contacts we show that one-parameter scaling of G holds. If abrupt contacts are included we find power-law suppression of G with an exponent which is twice as large as the one obtained for smooth contacts and no one-parameter scaling. Our results show excellent agreement with the analytically known scaling function at Luttinger liquid parameter $K = 1/2$ and numerical density-matrix renormalization group data.

71.10.Pm, 72.10.-d, 73.23.-b

The interplay of electron correlations and a single impurity in one-dimensional electron systems leads to striking effects in the low-energy physics.^{1–5} Using bosonization and including a single impurity in an idealized manner the application of a perturbative (in the strength of the impurity) renormalization group (RG) method to the resulting local sine-Gordon model (LSGM) led to a simple picture: at low energy scales physical observables behave as if the system is split in two chains with open boundary conditions at the end points.⁵ The bulk part of the model studied is known to capture the universal bulk Luttinger liquid (LL) physics,⁶ which is characterized by the interaction dependent LL parameter $K < 1$ (repulsive interaction). Considering the conductance G as a function of the temperature T and the strength of the impurity v it was argued that for fixed K the RG flow from weak to strong impurity strength determines a scaling function $\tilde{G}_K(x)$ on which the data for different T and v can be collapsed (one-parameter scaling). Going beyond the perturbative RG it was shown that scaling indeed holds for the LSGM.^{5,7,8} Applying the thermodynamic Bethe ansatz⁸ (BA) \tilde{G}_K was determined explicitly for $K = 1/2$ and $K = 1/3$.^{5,7,8} In Refs. 5, 7, 8 the transport in fractional quantum Hall effect systems was studied and thus an infinite LL without leads was considered. Then in the impurity free case the conductance is renormalized by the interaction, $G^* = Ke^2/h$. If the connection of a finite LL quantum wire to non-interacting leads is modeled by a position dependent LL parameter $K(x)$ which takes the value one in the leads (local LL description), the conductance is given by $G^* = e^2/h$ in the impurity free case.^{9,10} The question how the one-parameter scaling of the conductance of the system with an impurity is modified in the presence of leads was not addressed before.

Using numerical methods it was shown that the LSGM captures the behavior observed in a microscopic lattice model in the limits of weak and strong impurities.¹¹ Based on these results it is generally believed that (i) one-parameter scaling holds for a large class of models

of correlated electrons with a single impurity and (ii) the data always scale on the universal scaling function \tilde{G}_K found within the LSGM. The issue of universality is of special importance since transport experiments have been interpreted in terms of scaling.¹²

Here we study the transport through an interacting nano-wire with an impurity connected to non-interacting semi-infinite leads. The wire is modeled by the lattice model of spinless fermions with nearest-neighbor interaction and a hopping impurity. Using a fermionic functional RG method¹³ we are able to calculate G . We show that for a single impurity, if the interaction is turned on very smoothly starting at the contacts and no one-particle scattering terms (see Eq. (1)) at the contacts are considered (smooth contacts) one-parameter scaling holds also in the presence of leads. For $K = 1/2$ the data perfectly match the LSGM curve $\tilde{G}_{K=1/2}$ provided the impurity free conductance G^* is taken to be e^2/h instead of Ke^2/h^5 as appropriate for systems with leads. The latter gives us confidence that, despite the approximate treatment of the interaction our approach captures the relevant physics. This is further supported by a comparison to numerical data for the conductance obtained by the density-matrix renormalization group (DMRG) method. In the more generic case with abrupt contacts, i.e. if the interaction is turned on more rapidly or one-particle scattering terms at the contacts are included, we find a low-energy power-law suppression of G with an exponent which is twice as large as the one obtained for smooth contacts and no one-parameter scaling. Evidently in most experiments with quantum wires the contacts are abrupt.

The model we study is given by the Hamiltonian

$$H = - \sum_{j=-\infty}^{\infty} (c_j^\dagger c_{j+1} + \text{h.c.}) - t_l (c_0^\dagger c_1 + \text{h.c.}) - t_r (c_{N_w}^\dagger c_{N_w+1} + \text{h.c.}) - \rho (c_{N_w/2}^\dagger c_{N_w/2+1} + \text{h.c.})$$

$$+ \sum_{j=1}^{N_W-1} U_j \left(n_j - \frac{1}{2} \right) \left(n_{j+1} - \frac{1}{2} \right), \quad (1)$$

in standard second-quantized notation. The sum in the first line runs over all lattice sites j excluding $j = 0$, $N_W/2$, and N_W , which is indicated by the prime. The hopping matrix element and the lattice constant are set to 1. We consider an even number N_W of lattice sites in the interacting region (the wire). A single hopping impurity of strength $\rho \leq 1$ and modified hopping matrix elements $t_{l/r} \leq 1$ in and out of the wire are included. Here we focus on the half-filled system. The nearest-neighbor interaction U_j close to the contacts at sites 1 and N_W is assumed to be spatially varying. The constant bulk value of the interaction is denoted by U . The bulk LL parameter is given by $K = \left[\frac{2}{\pi} \arccos \left(-\frac{U}{2} \right) \right]^{-1}$, for $U \leq 2$, as follows from the BA solution.^{14,15}

In linear response and at $T = 0$ the conductance can be determined from the one-particle Green function of the interacting wire taken at the chemical potential and calculated in the presence of the non-interacting semi-infinite leads.¹⁶ For the half-filled case we obtain $G = 4e^2 t_l^2 t_r^2 |G_{N_W,1}(0)|^2 / h$, with the Green function $G_{N_W,1}$.

In our earlier applications of the RG method^{13,17} we neglected the flow of the two-particle vertex and considered the flow of the self-energy only. Within this approximation the LL exponents relevant for the impurity problem turned out to be correct to leading order in the interaction. We here go beyond this and include the flow of the vertex in an approximate way. We replace the three-particle vertex by its initial value 0. The flow equation for the two-particle vertex then reads

$$\begin{aligned} \partial_\Lambda \Gamma^\Lambda(\alpha, \beta; \gamma, \delta) = & \\ & - \text{Tr} \left\{ P^\Lambda \Gamma^\Lambda(\dots, \dots; \gamma, \delta) [G^\Lambda]^t \Gamma^\Lambda(\alpha, \beta; \dots, \dots) \right\} \\ & - \text{Tr} \left\{ P^\Lambda \Gamma^\Lambda(\alpha, \dots; \gamma, \dots) G^\Lambda \Gamma^\Lambda(\beta, \dots; \delta, \dots) \right. \\ & \left. - [\alpha \leftrightarrow \beta] - [\gamma \leftrightarrow \delta] + [\alpha \leftrightarrow \beta, \gamma \leftrightarrow \delta] \right\}. \end{aligned}$$

The Greek letters stand for the quantum numbers of the basis in which the problem is considered and the Matsubara frequencies. On the right hand side Γ^Λ is understood as a matrix in the variables which are not written. $P^\Lambda = G^\Lambda \left(\partial_\Lambda [G^{0,\Lambda}]^{-1} \right) G^\Lambda$, with $G^\Lambda = \left([G^{0,\Lambda}]^{-1} - \Sigma^\Lambda \right)^{-1}$ and the cut-off dependent self-energy Σ^Λ . $G^{0,\Lambda}$ is the non-interacting impurity free propagator supplemented by an infrared cut-off. As before¹³ we use a frequency cut-off $G^{0,\Lambda} = \Theta(|\omega| - \Lambda) G^0$, with $\Lambda \in [\infty, 0]$. In the flow of the vertex we replace G^Λ by $G^{0,\Lambda}$. We neglect the frequency dependence of the vertex which leads to a frequency independent self-energy. Due to this the bulk LL properties of the model are only partially captured by our approximation. In particular we miss the bulk anomalous dimension which is small compared to the impurity contribution included in our approach. We parameterize Γ^Λ by an effective nearest-neighbor interaction with

a renormalized amplitude U^Λ , whose flow is determined by projecting onto the Fermi points. In this way the fixed point coupling is guaranteed to be correct to order U^2 . The coupling to the leads is neglected. Within these approximations the flow equation for U^Λ closes. In the thermodynamic limit it can be integrated analytically leading to

$$\frac{U^\Lambda}{U} = \left(1 + \frac{\Lambda U}{2\pi} - \frac{U}{2\pi} \frac{2 + \Lambda^2}{\sqrt{4 + \Lambda^2}} \right)^{-1}. \quad (2)$$

Details of this approximation scheme are presented elsewhere.¹⁸ The one-particle Green function of the interacting wire in the presence of the semi-infinite leads and thus the conductance can then be determined numerically by integrating Eqs. (14) and (15) of Ref. 13 using U^Λ instead of U . On the right hand side of Eq. (14) the self-energy on sites 1 and N_W has to be modified: due to the coupling to the leads terms which can be expressed by $t_{l/r}$ and the $t_{l/r} = 0$ Green function of the leads at sites 0 and $N_W + 1$ have to be added. The initial condition for Σ^Λ is given by the impurity potential. Below we show that the above approximation scheme leads to exceptionally good results.

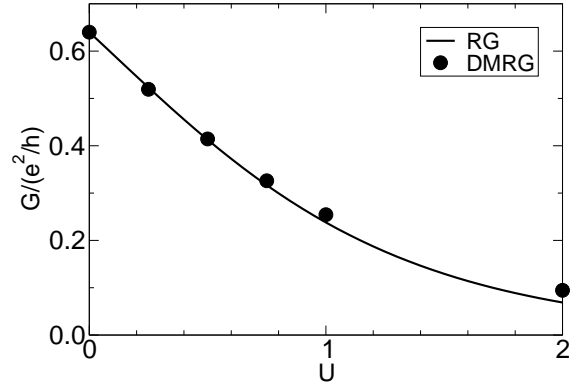


FIG. 1. Conductance as a function of U for $N_W = 12$, $\rho = 0.5$, $t_{l/r} = 1$. The interaction is turned on sharply.

It was very recently suggested that for interacting systems the conductance through a wire can be determined from the persistent current which is observed in the presence of a magnetic flux piercing a ring in which the wire is embedded.^{19–21} In Ref. 17 two of us presented results which strongly support this prediction. This enables us to obtain the conductance using the DMRG method (for details see¹⁷ and²⁰) and by comparison to verify the quality of our approximate treatment of the interaction. In Fig. 1 we present RG (solid line) and DMRG²² (circles) results for $G/(e^2/h)$ as a function of U for $U_j = U$, $j = 1, 2, \dots, N_W - 1$, $t_{l/r} = 1$, and $\rho = 0.5$. The good agreement of the data for interactions as large as $U = 2$ gives us confidence that the functional RG with the approximations discussed above provides data for G which are very close to the exact value. To determine U^Λ we

numerically integrated the finite size flow equation for the vertex, but even for $N_W = 12$ the difference between using this and the $N_W \rightarrow \infty$ result of Eq. (2) is only marginal.

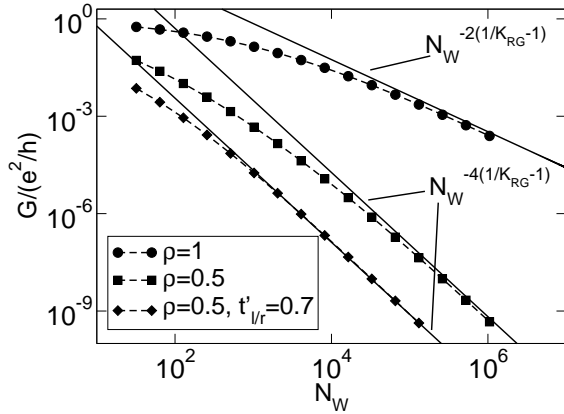


FIG. 2. Conductance as a function of N_W for $U = 1.5$, $\rho = 1$, $t_{l/r} = 1$ (impurity free; circles), $\rho = 0.5$, $t_{l/r} = 1$ (squares), and $\rho = 0.5$, $t'_{lr} = 0.7$ (diamonds). The interaction is turned on sharply.

Assuming an interaction which is turned on (and off) sharply (in space), i.e. $U_j = U$ for $j = 1, 2, \dots, N_W - 1$, leads already in the absence of single particle scattering terms (i.e. $t_{l/r} = \rho = 1$) to a conductance which depends on U and N_W .^{23,20,17} For large N_W , i.e. at low energy scales, G goes to zero with a power-law as shown in Fig. 2 (circles). This strong influence of an abrupt contact has not been discussed before. To unambiguously determine the exponent exceptionally large wires of up to 10^6 lattice sites have to be considered.²⁴ For smaller U even larger N_W are required. We find that $G \sim N_W^{2(1-1/K)}$. Since our approach involves an approximate treatment of the interaction we only obtain an approximation K_{RG} for K . For $U = 1.5$ we find $K_{RG} = 0.643$, in excellent agreement with the BA result $K = 0.649$. The above exponent is exactly the one found in the LSGM including one impurity⁵ if T is replaced by $1/N_W$ (see below). The other curves of Fig. 2 will be discussed later. To avoid the suppression of G due to the contacts and to investigate the role of a single impurity in the wire we now turn on the interaction smoothly: $U_j = U[\pi/2 + \arctan(s[j - j_s/2])]/\pi$ for $j = 1, 2, \dots, j_s - 1$, $U_j = U$ for $j = j_s, \dots, N_W/2$, and $U_{N_W-j} = U_j$ for $j = N_W/2 + 1, \dots, N_W - 1$. The larger N_W and U the smoother U_j has to be varied to obtain the impurity free conductance for $t_{l/r} = \rho = 1$. This procedure enables us to quantify the terms “perfectly” and “adiabatically” connected used in the field theoretical modeling of transport through an impurity free LL.^{9,10} In the absence of an impurity we find $G^* = e^2/h$ in agreement with the local LL description mentioned earlier.^{9,10} For the results presented below we choose s and j_s such

that for $t_{l/r} = \rho = 1$ the relative deviation of the conductance from e^2/h is less than 2×10^{-4} . For the system sizes considered in the following ($N_W \geq 256$) we do not expect the local change of the interaction strength over a few lattice sites to have a relevant effect on the flow of the bulk two-particle vertex and thus neglect this local change in the flow of the vertex. It turned out that as long as the switching on of the interaction is smooth enough and the bulk part of the wire is large compared to the switching region, G is independent of the details of the switching procedure as expected. To determine U^Λ we use Eq. (2) obtained for $N_W \rightarrow \infty$.

In the LSGM the conductance is studied as a function of temperature.^{5,7,8} Here we limit ourselves to $T = 0$ but treat wires of finite length. We expect that the temperature scaling can directly be translated into a scaling in $1/N_W$ and thus study G as a function of $1/N_W$. For a certain value of U we later confirm this by a direct comparison of the scaling function calculated by us with $\tilde{G}_{K=1/2}$ obtained within the LSGM. The variable in which scaling is expected is N_W/N_0 , where N_0 denotes a non-universal length scale, i.e. N_0 depends on the details of the model and its parameters [here $N_0 = N_0(U, \rho)$].

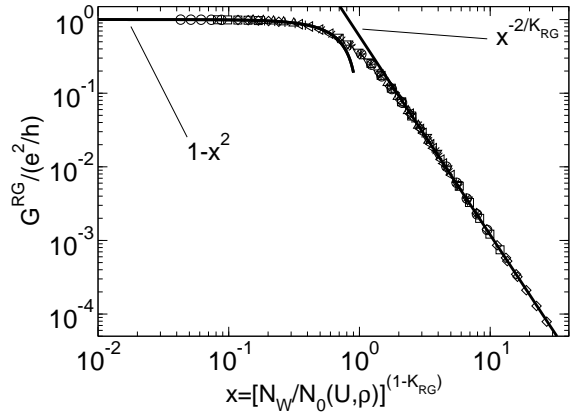


FIG. 3. Scaled conductance for an interaction which is turned on smoothly with the bulk strength $U = 1$ and $t_{l/r} = 1$. Different symbols stand for different ρ and $N_W = 256, 512, \dots, 4096$ in each case.

For the universality of scaling to hold it is necessary that G for small impurity strength, i.e. $1 - \rho \ll 1$, and small N_W scales as $1 - G/(e^2/h) \sim N_W^{2(1-K)}$ and for large impurity strength, i.e. $\rho \ll 1$, and large N_W as $G/(e^2/h) \sim N_W^{2(1-1/K)}$.⁵ Using the functional RG we find power-law behavior in both these limits with exponents which according to the above two relations can be expressed consistently in terms of a single approximate LL parameter K_{RG} . For example we find $K_{RG}(U = 0.5) = 0.858$ and $K_{RG}(U = 1) = 0.741$ both in excellent agreement with the exact values $K = 0.861$ and $K = 0.75$ obtained from the BA. To demonstrate one-parameter scaling we calculated G for $\rho = 0.99, 0.98, \dots, 0.95$,

$\rho = 0.9, 0.85, \dots, 0.05$, $N_W = 256, 512, \dots, 4096$, $j_s = 22$, $s = 2$, and various U . As an example Fig. 3 shows that for $U = 1$ the data can be collapsed on a single curve $G^{\text{RG}}/(e^2/h)$ with $x = [N_W/N_0(U, \rho)]^{1-K_{\text{RG}}}$ as a scaling variable. The limiting behavior discussed above leads to the asymptotic x dependence (solid lines) indicated in the figure.

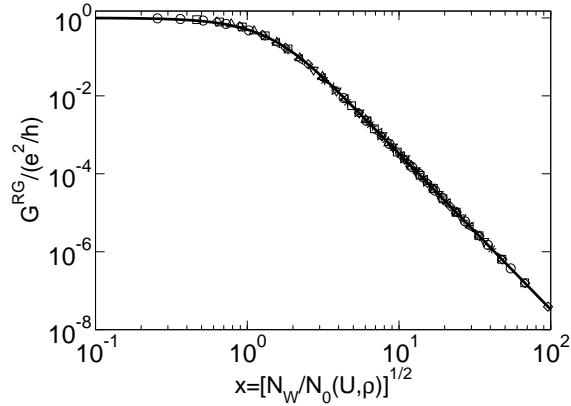


FIG. 4. The same as in Fig. 3 but for $U = 2.23$. The solid line is the $K = 1/2$ scaling function of the LSGM.

After showing that we find one-parameter scaling for the lattice model considered also in the presence of leads (provided the contacts are assumed to be smooth) we now compare the resulting scaling function to the one determined analytically within the LSGM for $K = 1/2$.⁵ We find that $U = 2.23$ leads to $K_{\text{RG}} \approx 1/2$. This is fairly close to $U = 2$ which in the BA solution gives $K = 1/2$. Within our approximation the RG method does not capture the charge density wave ordering transition at $U = 2$ occurring in the exact treatment of the impurity free model.¹⁵ A comparison of the RG data (ρ , N_W , j_s , and s as above) with the LSGM function (solid line) is presented in Fig. 4. The excellent agreement shows that in both physical situations the same scaling function is found if the conductance is divided by e^2/h instead of Ke^2/h , which is appropriate when no leads are present. The assumed equivalence of T and $1/N$ scaling holds and our method captures the relevant physics quantitatively despite our approximate treatment of the interaction. Obviously (see Figs. 3 and 4) the scaling function depends on the interaction, i.e. the LL parameter, as expected from the LSGM. This has to be contrasted to the fermionic RG procedure of Ref. 25, where the scaling function for arbitrary interaction turns out to be the non-interacting one, if the scaling variable x is defined as above.

For $U = 0.5, 1$, and 2.23 the length scale N_0 is shown in Fig. 5 as a function of the non-interacting reflection amplitude $|R| = (1 - \rho^2)/(1 + \rho^2)$. For $N_0 \gg 1$ this scale provides a measure for how large N_W has to be for a given ρ and U before the strong impurity limit is

reached. Using a site impurity, a combination of site and hopping impurities, and different positions of the local impurity we have verified that scaling holds for generic types of impurities and that independently of the type of impurity for fixed U the same scaling function is found.

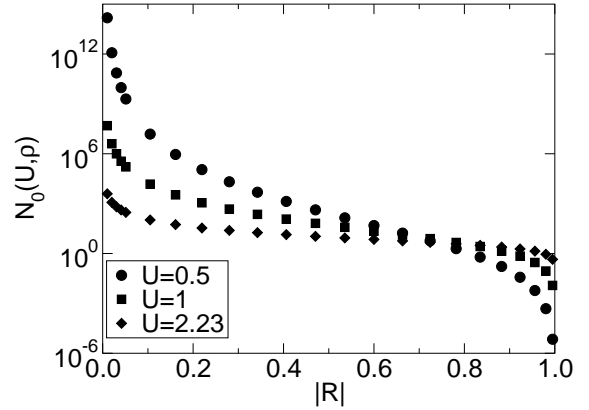


FIG. 5. N_0 as a function of $|R|$ for different U .

We next study the more generic case of a single impurity in an interacting wire taking abrupt contacts into account. They are modeled considering either $t_{l/r} < 1$ or an interaction which is turned on sharply, i.e. $U_j = U$ for $j = 1, 2, \dots, N_W - 1$. For the latter case G as a function of N_W is shown in Fig. 2 (squares) for $\rho = 0.5$, $t_{l/r} = 1$, and $U = 1.5$. We find that the suppression of G in the low energy limit again follows a power-law but with the exponent $4(1 - 1/K)$ which is twice as large as the one obtained for smooth contacts. The same holds if the contacts are modeled by additional reduced $t_{l/r}$ independent of whether the interaction is turned on smoothly or sharply. In this case the asymptotic regime is reached for much smaller systems as can be seen in Fig. 2 for $\rho = 0.5$ and $t_{l/r} = 0.7$ (diamonds). In both the above cases the data for different ρ and N_W cannot be collapsed on a single curve by a one-parameter scaling ansatz. Considering other types of impurities, asymmetric coupling to the leads, and different positions of the local impurity we have verified that the exponent $4(1 - 1/K)$ is found generically. We thus believe that the low-energy and resonant tunneling⁵ properties in most transport experiments on interacting quantum wires including a single impurity and coupled to non-interacting leads via contacts are governed by the exponent $4(1 - 1/K)$ instead of $2(1 - 1/K)$. One-parameter scaling cannot be expected to hold. This observation might be relevant for the attempts to interpret recent resonant tunneling experiments on carbon nanotubes.²⁶

In summary, using a functional RG method we have shown that in a lattice model of interacting one-dimensional electrons with a single impurity one-parameter scaling of the conductance holds even in

the presence of non-interacting leads if smooth contacts are considered, that is if the interaction is turned on smoothly and no additional one-particle scattering terms at the contacts are included. By comparison to numerical DMRG data and the $K = 1/2$ scaling function of the LSGM we have verified that the approximate treatment of the interaction is valid up to fairly large interactions. We have shown that in the impurity free case a sharp onset of the interaction leads to a power-law suppression of G with an exponent $2(1 - 1/K)$ which is the same as the one found for a single impurity within the LSGM. In the generic case of abrupt contacts and a single impurity in the wire we do not find one-parameter scaling and the low-energy properties are governed by the exponent $4(1 - 1/K)$. The functional RG approach has the important advantage that it is very flexible and allows to determine the conductance for microscopic lattice models of correlated electrons without any further idealizations. The spin degree of freedom can be included.¹⁸ For further studies the combination of the fermionic lattice description and the functional RG approach allows for a more realistic microscopic modeling of contacts and leads.

ACKNOWLEDGMENTS

We thank A. Rosch for urging us to clarify whether the expected scaling behavior of the conductance is captured by our RG approach. U.S. is grateful to the Deutsche Forschungsgemeinschaft and Die Junge Akademie and V.M. to the Bundesministerium für Bildung und Forschung for support.

-
- ¹ A. Luther and I. Peschel, Phys. Rev. B **9**, 2911 (1974).
² D.C. Mattis, J. Math. Phys. **15**, 609 (1974).
³ W. Apel and T.M. Rice, Phys. Rev. B **26**, 7063 (1982).
⁴ T. Giamarchi and H.J. Schulz, Phys. Rev. B **37**, 325 (1988).
⁵ C.L. Kane and M.P.A. Fisher, Phys. Rev. Lett. **68**, 1220 (1992); Phys. Rev. B **46**, 15233 (1992).
⁶ F.D.M. Haldane, J. Phys. C **14**, 2585 (1981).
⁷ K. Moon *et al.*, Phys. Rev. Lett. **71**, 4381 (1993).
⁸ P. Fendley, A.W.W. Ludwig, and H. Saleur, Phys. Rev. Lett. **74**, 3005 (1995).
⁹ I. Safi and H.J. Schulz, Phys. Rev. B **52**, R17040 (1995).
¹⁰ D.L. Maslov and M. Stone, Phys. Rev. B **52**, R5539 (1995); D.L. Maslov, Phys. Rev. B **52**, R14368 (1995).
¹¹ S. Eggert and I. Affleck, Phys. Rev. B **46**, 10866 (1992).
¹² F.P. Milliken, C.P. Umbach, and R.A. Webb, Solid State Commun. **97**, 309 (1996); M. Bockrath *et al.*, Nature **397**, 598 (1999); Z. Yao *et al.*, Nature **402**, 273 (1999).
¹³ V. Meden, W. Metzner, U. Schollwöck, and K. Schönhammer, J. of Low Temp. Physics **126**, 1147 (2002).
¹⁴ F.D.M. Haldane, Phys. Rev. Lett. **45**, 1358 (1980).

- ¹⁵ This implies that the smallest K obtainable within the present model and for half-filling is $K = 1/2$.
¹⁶ J.S. Langer, Phys. Rev. **127**, 5 (1962); A. Oguri, Phys. Rev. B **56**, 13422 (1997).
¹⁷ V. Meden and U. Schollwöck, Phys. Rev. B **67**, 193303 (2003).
¹⁸ S. Andergassen, T. Enss, V. Meden, W. Metzner, U. Schollwöck, and K. Schönhammer, to be published
¹⁹ O.P. Sushkov, Phys. Rev. B **64**, 155319 (2001).
²⁰ R.A. Molina *et al.*, cond-mat/0209552.
²¹ T. Rejec and A. Ramšak, cond-mat/0301608.
²² To obtain the conductance using DMRG non-interacting leads have to be added and an extrapolation in the length of the leads is required. Therefore the size of the interacting wire is fairly limited.^{17,20}
²³ A. Oguri, Phys. Rev. B **59**, 12240 (1999); *ibid.* **63**, 115305 (2001).
²⁴ Due to an optimization of our code suggested to us by T. Enss we are now able to treat much larger chains compared to our earlier studies¹³. E.g. obtaining G for $N_W = 2^{20}$ takes roughly 15 minutes on a 2.4 GHz Pentium 4. We also thank X. Barnabé-Thériault for discussions.
²⁵ K.A. Matveev, D. Yue, and L.I. Glazman, Phys. Rev. Lett. **71**, 3351 (1993).
²⁶ H. Postma *et al.*, Science **293**, 76 (2001).