

Rigid vortices in MgB₂

Hao Jin,^{a)} Hai-Hu Wen,^{b)} Hai-Peng Yang, Zhi-Yong Liu, Zhi-An Ren, Guang-Can Che, and Zhong-Xian Zhao
*National Laboratory for Superconductivity, Institute of Physics,
 Chinese Academy of Sciences, P. O. Box 603, Beijing 100080, P. R. China*
 (Dated: June 7, 2021)

Magnetic relaxation of high-pressure synthesized MgB₂ bulks with different thickness is investigated. It is found that the superconducting dia-magnetic moment depends on time in a logarithmic way; the flux-creep activation energy decreases linearly with the current density (as expected by Kim-Anderson model); and the activation energy increases linearly with the thickness of sample when it is thinner than about 1 mm. These features suggest that the vortices in the MgB₂ are rather rigid, and the pinning and creep can be well described by Kim-Anderson model.

PACS numbers: 74.25.Op, 74.25.Qt, 74.25.Sv, 74.70.Ad

The recently discovered type-II superconductor magnesium diboride (MgB₂)^{1,2} exhibits noticeably different magnetic properties and flux dynamics as compared with the high-temperature cuprate superconductors and conventional superconductors. As a *s*-wave superconductor^{3,4}, it shows odd behaviors in the temperature dependence of the lower critical field $H_{c1}(T)$ and the penetration depth $\lambda(T)$ ⁵; the irreversibility field $H_{irr}(T)$ is remarkably lower than the upper critical field $H_{c2}(T)$ near zero temperature; the evidently low magnetic relaxation rate depends weakly on the temperature in the low and intermediate temperature region^{6,7}, which makes the magnetic moment rather stable⁸, and it is interesting that the relaxation rates of the high-pressure synthesized bulk and the film^{6,9} differ by about one order of magnitude, implying that the flux-creep activation energy might depend on the thickness of the sample.

In view of these, the systematic magnetic relaxation measurements of MgB₂ bulks in the shape of cylinder are carried out with a superconducting quantum interference device (SQUID) in this work, where the height (thickness) of the cylinder is decreased at each time. It is found that the superconducting dia-magnetic moment depends on time in a logarithmic way, and the exponent μ in the universal equation of activation energy^{10,11} is roughly -1 as expected by the Kim-Anderson model for a vortex segment with a fixed length.

The high-pressure synthesized bulk sample of MgB₂, which is in the shape of a cylinder with the diameter of 1.5 mm and the original height of 3 mm, was fabricated at 950°C for 0.5 hour under the pressure of 6 GPa. The synthesis procedures were published elsewhere¹². The X-ray diffraction (XRD) analysis shows that it is nearly in a single phase with the second phase less than 1 wt.%. The height of the cylinder is decreased by sawing and polishing after each experiment, from the original value 3 mm to 0.16 mm at last.

The measurements of magnetic relaxation are carried out by a SQUID (Quantum Design MPMS, 5.5 T), with the temperature varying from 2 K to 32 K and in the applied magnetic field of 0.5 T, 1 T and 1.5 T, respectively. The axis of the cylinder is aligned with the field direction during the magnetic measurements.

The data of the magnetic relaxation for the sample with thickness of 1.15 mm and in the magnetic field of 0.5 Tesla, are plotted in the inset of Fig. 1. It shows that the absolute value of the dia-magnetic moment M decreases in a logarithmic way with time, i. e., $M \propto \ln t$.

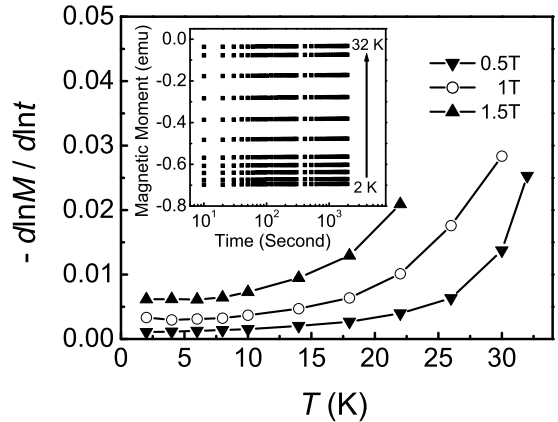


FIG. 1: Relaxation rate of high-pressure synthesized MgB₂ bulk with the thickness of 1.15 mm, the original data in the magnetic field of 0.5 Tesla are shown in the inset, at temperatures of 2 K, 4 K, 6 K, 8 K, 10 K, 14 K, 18 K, 22 K, 26 K, 30 K and 32 K.

We start from the model of thermally activated flux motion (TAFM) in which the dissipation is described by

$$E = v_0 B \exp\left(-\frac{U(j_s, T)}{k_B T}\right), \quad (1)$$

where j_s is the superconducting current density, E is the electric field due to TAFM over the activation energy $U(j_s, T)$, v_0 is the average velocity of the flux motion, B is the magnetic induction. For the activation energy $U(j_s, T)$, many models have been proposed^{13,14,15,16}, among which the collective pinning¹⁴ and vortex glass¹⁵ models have received most attention in the study on the flux dynamics of cuprate superconductors. To guarantee

that $U(j_s, T)|_{j_s \rightarrow j_c} = 0$, the following interpolation was proposed¹⁷ and has been widely used:

$$U(j_s, T) = \frac{U_c(T)}{\mu} \left[\left(\frac{j_c(T)}{j_s} \right)^\mu - 1 \right] \quad (2)$$

where U_c is the activation energy of vortices. Although Eq. (2) was proposed based on the flux dynamics in cuprate superconductors, it can be used as a general equation which describes the flux dynamics under specific situation by choosing different μ values. For example the linear $U(j)$ dependence requested by the Kim-Anderson model¹³ to describe the creep of a vortex segment with fixed length can be obtained by choosing $\mu = -1$. From the above two equations, one can derive the superconducting current density,

$$j(t) \simeq j_c \left[1 + \frac{\mu k_B T}{U_c} \ln \left(1 + \frac{t}{t_0} \right) \right]^{-\frac{1}{\mu}}. \quad (3)$$

When choosing $\mu = -1$, one can easily see that j depends on time in a logarithmic way which is consistent with the data shown in the inset of Fig. 1. This feature may suggest that the flux dynamics can be described by the Kim-Anderson model rather than the collective pinning model as suggested recently¹⁸. The temperature dependence of the relaxation rate $S = -d \ln M / d \ln t$ is then derived, as shown in Fig. 1. The extrapolation of relaxation rate does not approach zero as $T \rightarrow 0$, which has been interpreted by either quantum tunneling of vortices or the two-gap feature of MgB_2 ^{6,7}.

In order to get the activation energy, we use the relation¹⁹

$$T/S = U_c/k_B + \mu T \ln(1 + t/t_0), \quad (4)$$

where $\ln(1 + t/t_0)$ can be treated as a constant within a fixed time window. The inset of Fig. 2 shows a big hump in each curve of T/S versus T . It is shown in Fig. 1 that the relaxation rate S keeps flat up to a temperature of about 15 K. Therefore the rising part of the big hump in the low temperature region is induced by the weak temperature dependence of S . When T is above 15 K, T/S decreases with temperature which may be induced by the decreasing of $U_c(T)$ or by a negative μ value. One can have an approximate value for $U_c(15 \text{ K})$, which is about 7000 K for 0.5 T. This value is about 10 times greater than that in the high-temperature cuprate superconductors. We will show below that this larger activation energy is induced by the strong pinning to a very long rigid vortex.

One important factor characterizing the vortex dynamics is the $U(j)$ dependence. For collective pinning, $U(j)$ is non-linear and the μ value in Eq. (2) is positive. However, as forementioned, for a vortex segment with fixed length, Kim-Anderson model proposes a linear $U(j)$ relation. In our present work, Maley's method^{11,20} is used

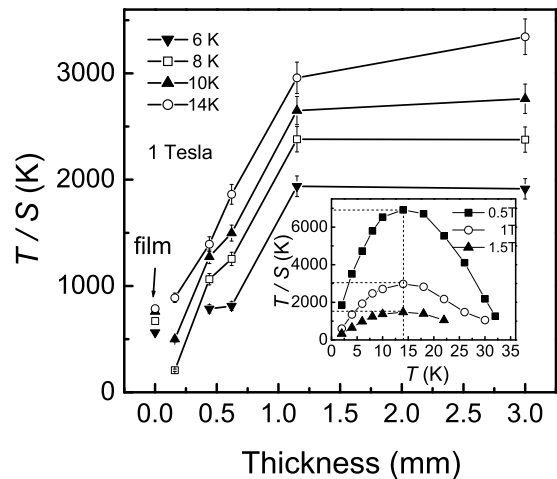


FIG. 2: Thickness dependence of the activation energy $U_c(T)$ (approximated by T/S) at 1 Tesla. U_c is proportional to the thickness of sample, and saturates at about 1 mm. The leftmost isolated dots are from the data of the film^{6,7} with the thickness of 400 nm. The inset shows T/S versus T with the same data.

to determine the dependence of the activation energy on the current density. The results are shown in Fig. 3. The linear $U(j)$ relation suggests an Kim-Anderson type effective pinning barrier $U(j) = U_c(1 - j/j_c)$ with $\mu = -1$. At low temperatures, the curves deviate from linearity, which indicates that other mechanism may set in, leading to the rather stable S value in low temperature region. It is interesting to note that in high-temperature cuprate superconductors, such as $\text{YBa}_2\text{Cu}_3\text{O}_7$, $U(j)$ diverges in the small current limit which is resulted by the elastic property of the vortices.

Based on the assumption $U_c(T) \approx T/S$, we calculate the values of U_c . Fig. 2 shows that the values of U_c is proportional to the thickness of sample and saturates at about 1 mm. It also depends on the disorder strength which is different between bulks and films²¹. In the scenario of weak collective pinning where the pinning barrier is caused by the weak point disorder, vortices will break up into segments¹⁰ due to the competition between the elastic and pinning energy, the longitudinal size of which is the collective pinning length $L_c \simeq (\varepsilon_0^2 \xi^2 / \gamma)^{1/3}$, with ε_0 the basic energy scale, ξ the coherence length, and γ a parameter of disorder strength. Thus the linear dependence of U_c on the sample thickness suggests that the flux line in MgB_2 bulks will behave as an individual segment if its length is below $L_c \simeq 1 \text{ mm}$. Combining with the significant large value of $U_c (\simeq 10^3 \text{ K})$, we conclude that the vortices are remarkably rigid over the whole sample.

For a long and rigid vortex, the intrinsic pinning energy U_c is large, therefore the thermal activation barrier is high, vortices may move to the next pinning site by quantum tunneling. This naturally interprets the rather

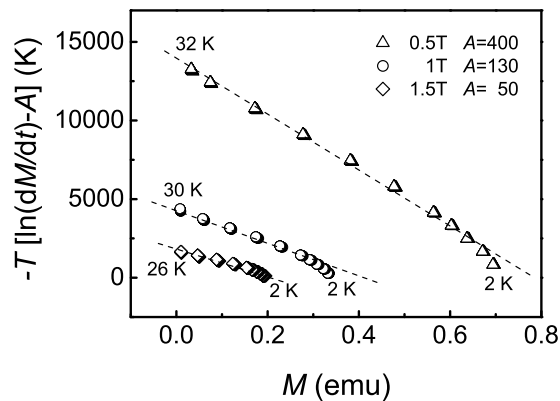


FIG. 3: The dependence of the flux-creep activation energy on the persistent current density determined by Maley's method. The relevant temperatures (from the right to the left) are 2 K, 4 K, 6 K, 8 K, 10 K, 14 K, 18 K, 22 K, 26 K, 30 K, and 32 K.

stable S in the temperature region up to 15 K ($\simeq 0.4T_c$) and also the large gap between $H_{c2}(0)$ and $H_{irr}(0)$. However, the big gap between $H_{c2}(0)$ and $H_{irr}(0)$ may be ex-

plained by an alternative model based on two-gap feature $\Delta_1(0) = 1.8$ meV and $\Delta_2(0) = 6.8$ meV²², that the upper critical field $H_{c2}(T)$ is determined by $\Delta_2(T)$, while the irreversibility field $H_{irr}(T)$ may include the contribution of both gaps. The thickness dependence of U_c even holds below 15 K, implying that some further research are needed to clarify whether the quantum tunneling or the two-gap feature dominates.

In conclusion, the magnetic relaxation of high-pressure synthesized MgB₂ cylinder is measured by SQUID in a series of experiments, with the height of sample decreased each time. The linear M - $\ln t$, U - j relations and the thickness dependence of the activation energy are found. These features imply a Kim-Anderson type flux creep and the rather rigid vortices with the collective pinning length L_c about 1 mm in bulk MgB₂, in contrast to the cuprate superconductors and the previous results of collective-pinning. The thickness dependence of U_c even at low temperatures also suggest the quantum tunneling to be still as an open question.

This work is financially supported by the National Natural Science Foundation of China (Grant No. NSFC 19825111) and the Ministry of Science and Technology of China (Grant No. NKBRSF-G1999064602).

^{a)} Electronic address: hjin@ssc.iphy.ac.cn

^{b)} Electronic address: hhwen@aphy.iphy.ac.cn

¹ J. Nagamatsu, N. Nakagawa, Muranaka T, Y. Zenitani, and J. Akimitsu, Nature **410**, 63 (2001).

² D. K. Finnemore, J. E. Ostenson, S. L. Bud'ko, G. Lapertot, and P. C. Canfield, Phys. Rev. Lett. **86**, 2420 (2001).

³ A. Kohen, and G. Deutscher, Phys. Rev. B **64**, 60506 (2001).

⁴ A. Plecenik, Š. Beňačka, P. Kúš, and M. Grajcar, Physica C **368**, 251(2002).

⁵ S. L. Li, H. H. Wen, Z. W. Zhao, Y. M. Ni, Z. A. Ren, G. C. Che, H. P. Yang, Z. Y. Liu, and Z. X. Zhao, Phys. Rev. B **64**, 94522 (2001).

⁶ H. H. Wen, S. L. Li, Z. W. Zhao, H. Jin, Y. M. Ni, W. N. Kang, H. J. Kim, E. M. Choi, and S. I. Lee, Phys. Rev. B **64**, 134505 (2001).

⁷ H. H. Wen, S. L. Li, Z. W. Zhao, H. Jin, Y. M. Ni, Z. A. Ren, G. C. Che, and Z. X. Zhao, Physica C **363**, 170 (2001).

⁸ J. R. Thompson, M. Paranthaman, D. K. Christen, K. D. Sorge, H. J. Kim, and J. G. Ossandon, Supercond. Sci. Tech. **14**, L17 (2001).

⁹ Z. W. Zhao, H. H. Wen, S. L. Li, Y. M. Ni, Z. A. Ren, G. C. Che, H. P. Yang, Z. Y. Liu, and Z. X. Zhao, Chin. Phys. **10**, 340 (2001).

¹⁰ G. Blatter, M. V. Feigel'man, V. B. Geshkenbein, A. I. Larkin, and V. M. Vinokur, Rev. Mod. Phys. **66**, 1125 (1994).

¹¹ Y. Yeshurun, A. P. Malozemoff, A. Shaulov, Rev. Mod.

Phys. **68**, 911 (1996).

¹² Z. A. Ren, G. C. Che, Z. X. Zhao, H. Chen, C. Dong, Y. M. Ni, S. L. Jia, and H. H. Wen, Chin. Phys. Lett. **18**, 589 (2001).

¹³ P. W. Anderson, and Y. B. Kim, Rev. Mod. Phys. **36**, 39 (1964).

¹⁴ M. V. Feigel'man, V. B. Geshkenbein, A. I. Larkin, and V. M. Vinokur, Phys. Rev. Lett. **63**, 2303 (1989).

¹⁵ M. P. A. Fisher, Phys. Rev. Lett. **62**, 1415 (1989). D. S. Fisher, M. P. A. Fisher, and D. A. Huse, Phys. Rev. B **43**, 130 (1991).

¹⁶ E. Zeldov, N. M. Armoer, G. Koren, A. Gupta, M. W. Mcelfresh and R. J. Gambino, Appl. Phys. Lett. **56**, 680 (1990).

¹⁷ A. P. Malozemoff, Physica C **185-189**, 264 (1991).

¹⁸ M. J. Qin, X. L. Wang, S. Soltanian, A. H. Li, H. K. Liu, and S. X. Dou, Phys. Rev. B **64**, 60505 (2001). M. J. Qin, X. L. Wang, H. K. Liu, and S. X. Dou, Phys. Rev. B **65**, 132508 (2002).

¹⁹ H. H. Wen, A. F. T. Hoekstra, R. Griessen, S. L. Yan, L. Fang, M. S. Si, Phys. Rev. Lett. **79**, 1559 (1997).

²⁰ M. P. Maley, J. O. Willis, H. Lessure, and M. E. McHenry, Phys. Rev. B **42**, 2639 (1990).

²¹ Z. W. Zhao, S. L. Li, Y. M. Ni, H. P. Yang, Z. Y. Liu, H. H. Wen, W. N. Kang, H. J. Kim, E. M. Choi, and S. I. Lee, Phys. Rev. B **65**, 64512 (2002).

²² H. J. Choi, D. Roundy, H. Sun, M. L. Cohen, and S. G. Louie, Nature (London) **418**, 758 (2002).