

Prediction of a new class of half-metallic antiferromagnets

D. Ködderitzsch and W. Hergert

Fachbereich Physik, Martin-Luther-Universität Halle-Wittenberg,

Friedemann-Bach-Platz 6 Halle, Germany 06099

Z. Szotek and W. M. Temmerman

Daresbury Laboratory, Daresbury, Warrington WA4 4AD, United Kingdom

(Dated: February 7, 2020)

Abstract

We report on vacancy induced half-metallicity in the prototype Mott-insulating substances MnO and NiO. By embedding a cation-vacancy into a *magnetic* system a new road opens up to the construction of half-metallic antiferromagnets. For Ni_{0.97}O we find a half-metallic antiferromagnet a system hitherto only proposed for complicated crystal structures.

PACS numbers: 71.27.+a,71.55.Ht

Half-metallic ferromagnets [1] which exhibit a gap at the Fermi energy in one spin channel only, giving rise to 100% spin polarisation, may play an important role in the new field of spintronics. By virtue of the integer filling of one spin channel in stoichiometric half-metals, the resulting total magnetic moment (in μ_B) per unit-cell is also integer. The question whether the total moment can be zero, whilst retaining half-metallicity, has been addressed first by Leuken *et al.* [2] Not to be confused with usual antiferromagnets they defined a half-metallic antiferromagnet (HMAF) as a half-metal with vanishing macroscopic moment. Based on the unique properties of such a system proposals for potential applications have been made. Half-metallic antiferromagnets would be ideal tip materials in spin-polarised STM (SPSTM) as the problem of operating with a permanent magnetic tip above the surface of a sensitive magnetic system could be circumvented. Furthermore a new application has been pointed out by Pickett, [3] who argued that the problem of breakdown of superconductivity due to high magnetic fields could be tackled by using HMAFs. In HMAF there is no such obstacle because of the enforced vanishing spin moment.

Theoretical investigations starting from Heusler-alloys predicted for the first time a HMAF. This was achieved by substituting Mn and In for V and Sb, respectively, in the non-magnetic semiconductor VFeSb. The resulting material had, however, a complicated crystal structure. Other promising candidates include such double perovskites as La_2VMnO_6 and La_2VCuO_6 . [4] In principle, HMAF materials should not be difficult to find, however, the experimental realisation of them is still lacking and remains a challenge.

Recently, it has been predicted [5] that nonmagnetic insulating oxides, like CaO and MgO, in the rocksalt-structure, can be made half-metallic upon introduction of a low concentration of vacancies on the cation sites. Inspired by this and the STM evidence for cation defects in the NiO surface, [6] in this paper we show, based on first principles calculations, that introducing cation vacancies into antiferromagnetic insulating transition-metal (TM) oxides not only leads to half-metallic behaviour, but in NiO a half-metallic antiferromagnetic state can be realised. In fact, we speculate that a new class of HMAF materials can be engineered from Ni-based antiferromagnetic insulating materials.

The $3d$ transition-metal monoxides crystalize in the rocksalt structure which consists of two fcc sublattices displaced with respect to each other by half the lattice constant a of the cubic unit cell (see Fig. 1 a). Oxygen atoms reside on one sublattice, the cations on the other. In addition, mediated by the superexchange mechanism of Anderson-type, the transition

metal ions adopt in most of these compounds a magnetic ordering of antiferromagnetic type 2 (AF2), where planes of spin-up and down sites are stacked in an alternating manner along the [111] direction. The superexchange is mediated by the oxygens which by symmetry show magnetic frustration and therefore no magnetic moment. Both the transition metals and oxygens are situated in an octahedrally coordinated cage of ions of the other type (Fig. 1 b). Most of these oxides are antiferromagnetic insulators even though they have only partially filled cation- d -shells, due to strongly correlated nature of the d -electrons in these systems.

Density functional theory (DFT) in the local-spin-density (LSD) approximation cannot capture the strongly correlated nature of transition metal oxides and hence fails in describing their correct groundstates and magnitude of energy gaps. [7, 8, 9] These compounds are known to be wide gap charge transfer antiferromagnetic insulators [10, 11], however LSD predicts them to be either small gap Mott-Hubbard antiferromagnetic insulators or even metals. On the other hand the self-interaction corrected (SIC)-LSD can provide an adequate description and correct groundstate of these materials, [12, 13, 14] and it is the approach we use in the present work.

In the transition metal monoxides discussed here, the TM element is divalent and contributes two s, p electrons to the oxygen p -bands which are then used to fill these bands. (This corresponds in an ionic model to the nominal configuration $\text{TM}^{2+}\text{O}^{2-}$, where oxygen uses the electrons to fill up its p -shell). Thus, by taking a TM ion out of the antiferromagnetic insulating material one will create two holes in the predominantly oxygen p bands, since MnO and NiO are charge transfer insulators. [10, 11]

To study this in a quantitative detail, we have determined the electronic structure of MnO and NiO with low concentration of cation vacancies, in the framework of SIC-LSD. In particular, we have performed *ab initio* calculations using a supercell approach to simulate the effect of placing vacancies in these compounds. The cubic supercell used in the calculations comprises 32 formula units (Fig. 1). To gain more insight, we have studied in addition to the experimentally observed AF2 ordering also a ferromagnetic (FM) alignment of spins. We have applied the SIC to the transition metal d -states only, and specifically in MnO five spin-up d -states and in NiO five spin-up and three spin-down states (three t_{2g} states) see a self-interaction corrected potential, whilst all the other electrons respond to the usual LSD potential (see also [13]).

In Figs. 2 and 3 we show the calculated spin-resolved densities of states (DOS) of bulk

MnO and NiO, respectively, in comparison with the respective DOS of the supercells containing vacancies, with the concentration of 3.125% in the whole crystal, corresponding to $\text{Mn}_{0.97}\text{O}$ and $\text{Ni}_{0.97}\text{O}$. For the bulk we observe in both cases insulating behaviour with large bandgaps at the Fermi energy. The gaps are of charge transfer type – the top of the valence band is predominantly oxygen p -like, whereas the bottom of the conduction band is formed by transition-metal d -states. The oxygen p bands are not polarised in these AF2 bulk materials. Turning now to the case of the oxides containing vacancies we see that the Fermi energy has moved down and crosses the valence bands. Restricting for the sake of argument to NiO, this can be explained as follows. Taking out a Ni cation we remove eight $3d$ -states and 10 electrons from the compound, of which approximately eight are d -electrons. The remaining two of the ten electrons are the s, p -electrons that have been transferred from Ni to oxygen to fill up the p -band in the oxide material. Therefore we loose electrons in the oxygen p -bands which must be reflected by a shift of the Fermi energy into the p -band. In addition, it can be seen both in $\text{Mn}_{0.97}\text{O}$ and $\text{Ni}_{0.97}\text{O}$ that a spin polarisation of the predominantly oxygen p -like valence band has occurred. The important point here is that because of the spin-polarisation of the oxygen p -bands and the chosen concentration of vacancies (i.e. the number of lost transition metal electrons per cell) the Fermi energy crosses the valence oxygen p -band in one spin channel only. Hence, both $\text{Mn}_{0.97}\text{O}$ and $\text{Ni}_{0.97}\text{O}$ are half-metals, exhibiting 100% spin-polarisation at the Fermi-level. The situation is different when the concentration of vacancies is increased. With 6.25% vacancies on one of the magnetic sublattices in NiO, the Fermi energy moves further down into the valence band, crossing both spin channels, and as a consequence half-metallicity is lost. Nevertheless, the calculated spin polarisation at the Fermi-energy is still very high with a value of 87%. Of course, half-metallicity could also be affected by structural relaxations occurring as a result of introducing vacancies into these compounds. However, our calculations for NiO with 3.125% vacancies show that half-metallicity survives a local 10% inward relaxation of the neighbouring oxygen atoms.

To gain more understanding of the magnetic properties we first discuss the magnetic moment formation in the ideal systems. Note that both in MnO and NiO the d -states of the free TM atoms have nominally $S = 5/2$ and $S = (5 - 3)/2 = 1$ configurations, respectively. In the monoxides these localised moments are reduced by hybridisation effects, such that the moments on the Mn and Ni sites are approximately $4.5\mu_B$ and $1.6\mu_B$, respectively. For

ideal AF2 magnetic ordering, the oxygens are magnetically frustrated by symmetry and have zero moment and hence, the total moment per elementary cell is zero. If in an electronic structure calculation the moments on the transition metal sites are forced to arrange in an FM ordering pattern the bandgap still persists, the oxygens acquire a spin moment and the magnetic moment per formula unit is integer, $m = 2S\mu_B$, because we have filled up bands separated by a gap (see e.g. [14])

Table I shows the total magnetic moments of MnO and NiO without and with vacancies as calculated in the present supercell approach. We show the results for two different underlying magnetic arrangements where the vacancy is placed into (namely AF2 and FM). In all the cases we obtain integer magnetic moments although for different reasons. Most importantly, note that for a vacancy embedded into AF2-ordered NiO, we get a total magnetic moment of zero, *i.e.*, this system is a half-metallic antiferromagnet.

To understand how this comes about we start with the case of MnO. Taking out one Mn cation from AF2 ordered MnO supercell would leave a surplus magnetic moment of $5\mu_B$. However, by inspection of Table I, this is not what is observed. In the same way in a FM ordered system we would expect a total moment of $155\mu_B$ and yet we get only $153\mu_B$. This implies that the spin polarization of neighbouring atoms, induced by vacancy creation, gives rise to a compensating integer moment of $2\mu_B$ in both the FM and AF2 cases. For NiO with vacancy, in the AF2 ordering, due to this compensating magnetic moment the total magnetic moment in the unit cell is exactly zero μ_B .

A more detailed look at the distribution of moments around the vacancy for the case of NiO (the findings for MnO are similar) is displayed in Fig. 4 (left panel), where we show the magnetic moments in the ASA spheres in the (100) plane in the neighbourhood of the vacancy. As can be seen for the case of an underlying AF2 ordering the oxygens around the vacancy are not frustrated anymore and acquire a moment of $0.16\mu_B$. In doing so they preserve the AF2 pattern which has been destroyed by taking out the Ni atom at the vacancy site. When comparing the moments on the Ni spheres to the respective bulk values of $\pm 1.56\mu_B$, one realises that the nearest Ni-neighbours to the vacancy are essentially unaffected. However, the moments on the Ni next-nearest neighbours are decreased in magnitude by $0.07\mu_B$. This is a result of the fact that the Anderson exchange via oxygen, which we miss out at the site of the vacancy, plays a dominant role over the ninety degree exchange to nearest neighbours. This is also reflected through the change of other quantities, e.g. the

change of calculated charges in the ASA spheres. Adding up the magnetic moments of the spheres over the whole unit cell gives zero total magnetic moment. The compensating moment of $2\mu_B$ for the Ni-cation taken out is mainly distributed over the oxygens surrounding the vacancy and the Ni atoms being the next-nearest neighbours to the vacancy (marked by arrows in Fig. 4).

The same can be observed in the case of an underlying FM ordering (Fig. 4, right panel). Here, due to the FM ordering the oxygens are polarised already in the bulk. The compensation of $2\mu_B$ manifests itself in the smaller magnitude of the moments on the oxygen spheres surrounding the vacancy and the next-nearest neighbour cations.

In conclusion, we have shown vacancy induced half-metallicity in antiferromagnetic TM oxides with the rocksalt structure. We argue, that by taking out a cation from the lattice the induced spin-polarisation in the oxygen p -band compensates an integer number of $-2\mu_B$ for the ion taken out, with moment of $2S\mu_B$. In particular, we find for NiO ($S=1$), by virtue of cancellation, a half-metallic antiferromagnet. As the observed mechanism appears to be fairly general, we would expect it to work in other materials exhibiting an antiferromagnetic insulating behaviour. A possible candidate might be La_2NiO_4 which is an antiferromagnetic insulator. [15] In the NiO_2 planes of this compound, the oxygen atoms carry no magnetic moments, but the apex oxygen can become slightly spin-polarized. Therefore, we would expect that a similar scenario could be operational in this compound. The insulating NiI_2 [16] and other Ni halides could also be possible candidates for antiferromagnetic half-metals. The conditions have to be such that the induced exchange splitting of the full anion band is sufficiently large to ensure that the holes are fully spin-polarized and the spin-polarization fully compensates for the magnetization induced by the creation of the transition metal vacancies. Only Ni compounds have this property, since the two holes created by a Ni vacancy can compensate the $2\mu_B$ magnetization change of the vacancy. Therefore, the search for half-metallic antiferromagnets should span all Ni oxide-based antiferromagnetic insulators as well as the more complicated Ni halides.

This work was supported by the DFG through the Forschergruppe ‘‘Oxidic Interfaces’’ and has been partially funded by the RTN ‘‘Computational Magnetoelectronics’’ (HPRN-CT-2000-00143) and the ESF Psi-k Programme (STRUC).

-
- [1] R. A. de Groot, F. M. Mueller, P. G. van Engen, and K. H. J. Buschow, Phys. Rev. Lett. **50**, 2024 (1983).
- [2] H. van Leuken and R. A. de Groot, Phys. Rev. Lett. **74**, 1171 (1995).
- [3] W. E. Pickett, Phys. Rev. Lett. **77**, 3185 (1996).
- [4] W. E. Pickett, Phys. Rev. B **57**, 10613 (1998).
- [5] I. S. Elfimov, S. Yunoki, and G. A. Sawatzky, Phys. Rev. Lett. **89**, 216403 (2002).
- [6] M. R. Castell, P. L. Wincott, N. G. Condon, C. Muggelberg, G. Thornton, S. L. Dudarev, A. P. Sutton, and G. A. D. Briggs, Phys. Rev. B **55**, 7859 (1997).
- [7] K. Terakura, , T. Oguchi, A. R. Williams, and J. Kubler, Phys. Rev. B **30**, 4734 (1984).
- [8] P. Dufek, P. Blaha, V. Sliwko, and K. Schwarz, Phys. Rev. B **49**, 10170 (1994).
- [9] T. Oguchi, K. Terakura, and A. R. Williams, Phys. Rev. B **28**, 6443 (1983).
- [10] G. A. Sawatzky and J. W. Allen, Phys. Rev. Lett. **53**, 2339 (1984).
- [11] J. Zaanen, G. A. Sawatzky, and J. W. Allen, Phys. Rev. Lett. **55**, 418 (1985).
- [12] A. Svane and O. Gunnarsson, Phys. Rev. Lett. **65**, 1148 (1990).
- [13] Z. Szotek, W. M. Temmerman, and H. Winter, Phys. Rev. B **47**, 4029 (1993).
- [14] D. Ködderitzsch, W. Hergert, W. M. Temmerman, Z. Szotek, A. Ernst, and H. Winter, Phys. Rev. B **66**, 64434 (2002).
- [15] G. Y. Guo and W. M. Temmerman, Phys. Rev. B **40**, 285 (1989).
- [16] P. Dufek, P. Blaha, and K. Schwarz, Phys. Rev. B **51**, 4122 (1995).

TABLE I: Total magnetic moments of the supercell with and without the vacancy using different underlying magnetic patterns (FM - ferromagnetic, AF2 - antiferromagnetic ordering of type 2). IS and HM denote insulating and half-metallic states, respectively. The formation of the total magnetic moment as it is formed in the supercell derived for the ideal bulk is given in parenthesis.

		m^{total} in μ_B state	
MnO	AF2 <i>bulk</i>	0	IS
	AF2 with vacancy	3	HM
	FM <i>bulk</i>	160(= 32·5)	IS
	FM with vacancy	153	HM
NiO	AF2 <i>bulk</i>	0	IS
	AF2 with vacancy	0	HM
	FM <i>bulk</i>	64(= 32·2)	IS
	FM with vacancy	60	HM

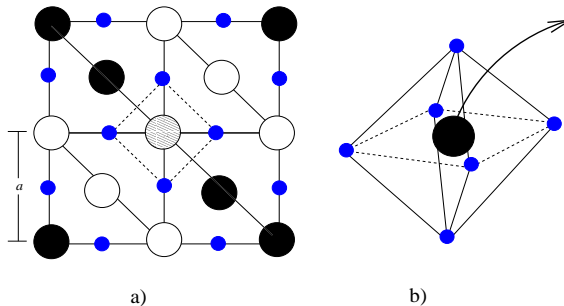


FIG. 1: a) Schematic view of the central layer of the supercell which corresponds to a (100) plane of MnO (NiO). Big circles represent transition-metal sites, while additionally the spin-up and -down sublattices of the AF2 magnetic ordering are marked by black and empty circles, respectively. A cation vacancy is depicted in the center by a shaded circle. Small circles represent oxygens. b) A vacancy is created by taking out one of the transition metal cations in one sublattice, leaving behind a defect which is surrounded by oxygen in an octahedral coordination.

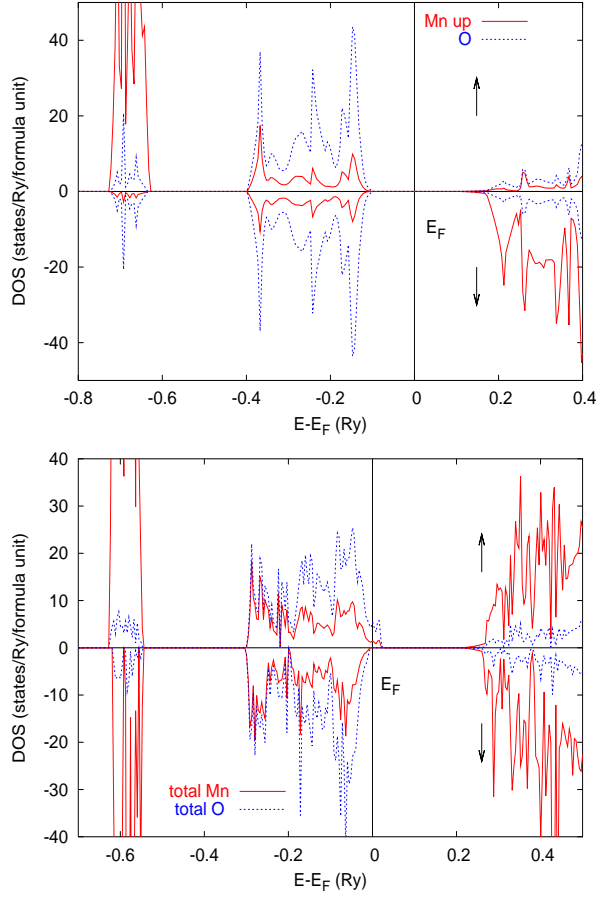


FIG. 2: Density of states (DOS) projected onto Mn-up and oxygen in bulk-MnO (upper panel). Projecting onto angular momentum the oxygen DOS has most of its weight in the p -channel, whereas Mn is mainly d -like. The partial DOS of $\text{Mn}_{0.97}\text{O}$ (AF2 pattern) is shown in the lower panel.

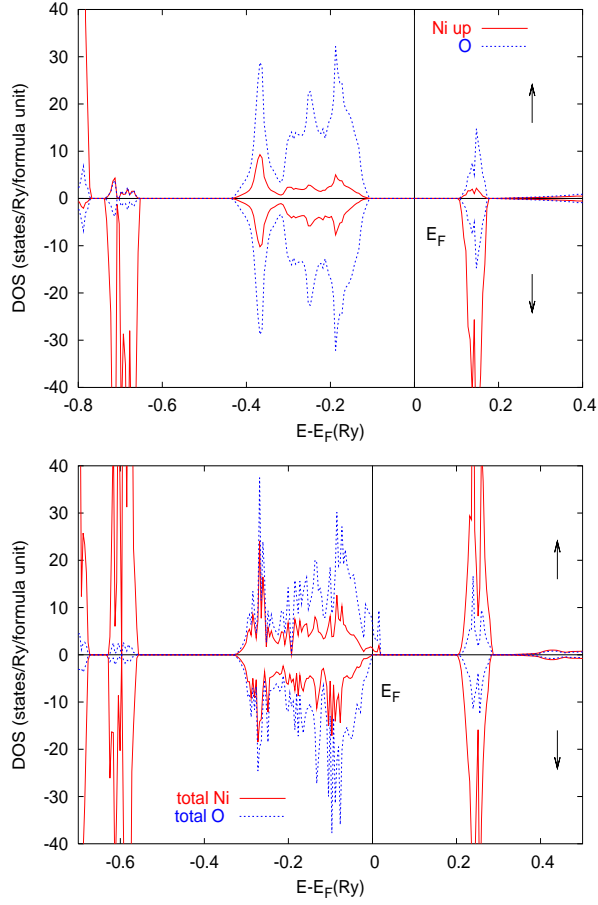


FIG. 3: DOS of bulk-NiO and Ni_{0.97}O (compare to Fig. 2).

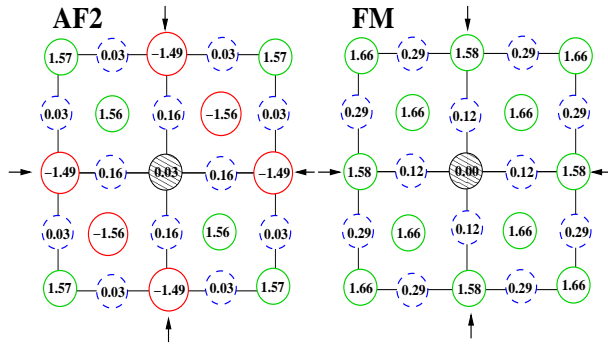


FIG. 4: Magnetic moments on the atomic spheres in the (100)-plane of NiO containing a vacancy. The underlying pattern of the supercell is AF2 (left panel) and FM (right panel). The respective moments of the ideal bulk structure are $m_{\text{Ni}}^{\text{AF2}} = \pm 1.56 \mu_B$, $m_{\text{O}}^{\text{AF2}} = 0 \mu_B$, $m_{\text{Ni}}^{\text{FM}} = 1.66 \mu_B$, $m_{\text{O}}^{\text{FM}} = 0.34 \mu_B$ in our calculations. Small arrows indicate the positions of next nearest neighbours to the impurity.