

The order parameter–entropy relation in some universal classes: experimental evidence

J M Martín-Olalla,* F J Romero, S Ramos, and M C Gallardo

*Departamento de Física de la Materia Condensada. ICMSE-Universidad de Sevilla.
Apartado de Correos 1065. E-41080 Sevilla. Spain*

J M Perez-Mato

*Departamento de Física de la Materia Condensada.
Universidad del País Vasco-EHU. Campus de Leioa.
Apartado de Correos 644 E-48080 Bilbao. Spain*

E K H Salje

*Earth Science Department. University of Cambridge.
Downing Street. CB23EQ Cambridge. United Kingdom*

Abstract

The asymptotic behaviour near phase transitions can be suitably characterized by the scaling of $\Delta s/Q^2$ with $\epsilon = 1 - T/T_c$, where Δs is the excess entropy and Q is the order parameter. As Δs is obtained by integration of the experimental excess specific heat of the transition Δc , it displays little experimental noise so that the curve $\log(\Delta s/Q^2)$ versus $\log \epsilon$ is better constrained than, say, $\log \Delta c$ versus $\log \epsilon$. The behaviour of $\Delta s/Q^2$ for different universality classes is presented and compared. In all cases, it clearly deviates from being a constant. The determination of this function can then be an effective method to distinguish asymptotic critical behaviour. For comparison, experimental data for three very different systems, Rb_2CoF_4 , Rb_2ZnCl_4 and SrTiO_3 , are analysed under this approach. In SrTiO_3 , the function $\Delta s/Q^2$ does not deviate within experimental resolution from a straight line so that, although Q can be fitted with a non mean-field exponent, the data can be explained by a classical Landau mean-field behaviour. In contrast, the behaviour of $\Delta s/Q^2$ for the antiferromagnetic transition in Rb_2CoF_4 and the normal-incommensurate phase transition in Rb_2ZnCl_4 is fully consistent with the asymptotic critical behaviour of the universality class corresponding to each case. This analysis supports, therefore, the claim that incommensurate phase transitions in general, and the A_2BX_4 compounds in particular, in contrast with most structural phase transitions, have critical regions large enough to be observable.

*Electronic address: olalla@us.es

1. INTRODUCTION

The observation of fluctuation-driven critical phenomena in structural phase transitions is subject of long and persistent controversies. Although power law behaviours near phase transitions can be “universal”, the temperature range where this asymptotic behaviour can be observed within experimental resolution (the so-called asymptotic or critical region) is not. It depends in general on the particular features of each system and can even vary for different physical quantities. It is no wonder, therefore, that the size of the critical region in structural phase transitions has been a matter of discussion for several decades. In general, one should expect it to be smaller than in the pure order-disorder systems, the spin hamiltonians, that represent the corresponding universality classes. However, the Ginzburg criterion has been equally invoked to predict typical critical regions of size too small to be of any experimental significance,[1] as to justify critical regions of the order of 0.1 in reduced temperature (T/T_c)[2] (an interval that would greatly surpass that of the actual spin-hamiltonian representatives of some of the universality classes). In addition, structural defects may produce strong deviations from the universal asymptotic laws predicted for ideally perfect crystals.[3, 4, 5]

Authors expecting insignificantly small critical regions have argued repeatedly that the experimental observation of power laws around the phase transition with non-mean-field exponents may have a rather simple explanation, e.g. in terms of the Landau theory when sixth-order or higher order terms are taken into account in the Landau expansion[1]. For instance, a 2-4-6 Landau potential:

$$\Delta G = \frac{1}{2}A\epsilon Q^2 + \frac{1}{4}BQ^4 + \frac{1}{6}CQ^6 \quad (1)$$

with temperature independent parameters A, B, C and $\epsilon = 1 - T/T_c$ yields indeed a mean field critical behaviour for the order parameter ($Q \propto \epsilon^{1/2}$) with a mean-field exponent $\beta = 1/2$, but the asymptotic behaviour is limited to $\epsilon \ll B^2/4AC$. This temperature interval can be beyond any observation if the fourth order coefficient is small enough, a typical situation happening if the system is close to a tricritical point. In ϵ -intervals of the order of 0.01-0.1, or even larger, the behaviour of the order parameter can then be fitted to power laws with “effective” exponents which are intermediate between the mean field value $1/2$ and the one corresponding to mean field tricritical behaviour ($1/4$).

More generally, it became clear that any experimental observation of expected asymptotic critical behaviour for the order parameter requires further confirmation through cross-examination of its consistency with the behaviour of other physical parameters near the transition point. The correlation of the order parameter with the transition excess entropy has been recently used for this purpose[6]. The excess entropy Δs is expected to be proportional to the square of the order parameter Q not only in the mean field asymptotic regime ($\beta = 1/2, \alpha = 0$), but also for any behaviour described by a Landau potential like equation (1). The relation would be true as long as the terms higher than quadratic in the Landau potential are temperature independent and the quadratic term has a linear temperature dependence. This particular relation between entropy and order parameter is in principle broken in the asymptotic regime for all other universality classes. Its experimental check can be then an effective way to distinguish between genuine fluctuation-driven critical behaviour and pure Landau behaviour. Indeed, this proportionality relation has recently been shown for SrTiO_3 , in contradiction with a common belief that this compound exhibits in a significant temperature interval asymptotic critical behaviour corresponding to

the Heisenberg–3D or the Ising–3D universality class[6, 7, 8]. The analysis of Δs , instead of checking directly the expected critical behaviour of the excess specific heat Δc , has the fundamental advantage of using an integrated quantity with a smooth temperature dependence that is independent of experimental statistical errors in the measurement of Δc .

In the present paper, the approach of comparing Δs and Q^2 for analysing the thermal behaviour at phase transitions is further investigated and applied to several materials. The expected behaviour of $\Delta s/Q^2$ for the different universality classes and the Landau case, is discussed and compared with that derived from experimental data for Rb_2CoF_4 (antiferromagnetic phase transition), Rb_2ZnCl_4 (normal-incommensurate phase transition) and SrTiO_3 (antiferrodistortive transition).

2. ENTROPY-ORDER PARAMETER RELATION IN THE CRITICAL REGION

The asymptotic entropy-order parameter relation for the different universality classes follows from the critical laws for specific heat and order parameter. It can be expressed as

$$\frac{\Delta s}{Q^2} \propto \epsilon^\kappa \quad \Delta s \propto Q^{2\kappa'} \quad (2)$$

with

$$\kappa = \begin{cases} 1 - \alpha - 2\beta & \alpha > 0 \\ 1 - 2\beta & \alpha \leq 0 \end{cases} \quad (3)$$

and

$$\kappa' = \begin{cases} \frac{1-\alpha}{2\beta} & \alpha > 0 \\ \frac{1}{2\beta} & \alpha \leq 0 \end{cases} \quad (4)$$

In order to get these expressions the normal asymptotic behaviour of the order parameter, characterized by the exponent β , is assumed while that of the excess specific heat is supposed to be:

$$\Delta c \propto \frac{\epsilon^{-\alpha} - 1}{\alpha} \quad (5)$$

Note that the specific heat is not reduced to a pure power law as it includes the cases of negative α values and the logarithmic divergence for $\alpha \rightarrow 0$. [9, 10]

The resulting exponents κ and κ' for the different universality classes and the Landau behaviour are listed in table I. Non-classical exponents κ and κ' differ significantly from the mean-field/Landau trivial values associated with the above mentioned proportionality law. Nevertheless, these deviations may be rather difficult to detect in a typical Δs vs. Q^2 plot. In figure 1, we present these plots for the different universality classes assuming that, in an ϵ interval of 0.1 and within experimental resolution, both the order parameter and the excess specific heat follow their asymptotic critical behaviour (see equation (5) for that of the excess specific heat).

The excess entropy in figure 1 has been calculated by numerical integration of the expression:

$$\Delta s = \int_{T_c}^T \frac{\Delta c}{T'} dT' = \int_0^\epsilon \frac{\Delta c}{1 - \epsilon'} d\epsilon' \quad (6)$$

Class	n	d	α	β	κ	κ'	κ_{e_T}	κ'_{e_T}
Landau (2-4)	-	-	0	0.5	0	1	0	1
Landau (2-6)	-	-	0.5	0.25	0	1	0	1
Ising-2D	1	2	0	0.125	0.75	4	0.598	3.39
Ising-3D	1	3	0.12	0.31	0.26	1.42	0.163	1.26
XY-3D	2	3	-0.007	0.345	0.31	1.45	0.164	1.24
Heisenberg-3D	3	3	-0.14	0.37	0.26	1.31	0.182	1.25

TABLE I: The critical exponents for several universal classes. The dimensionality of the “interaction” is labeled d . The dimensionality of order parameter is labeled n . Exponent α is that of the specific heat, β is the order parameter exponent, In the limit $\epsilon \rightarrow 0$, κ and κ' are given by equation (3) and equation (4). κ_{e_T} stands for the “effective” exponent obtained in an ϵ -interval of $10^{-3} - 10^{-2}$ for the theoretical asymptotic behaviour of the models.

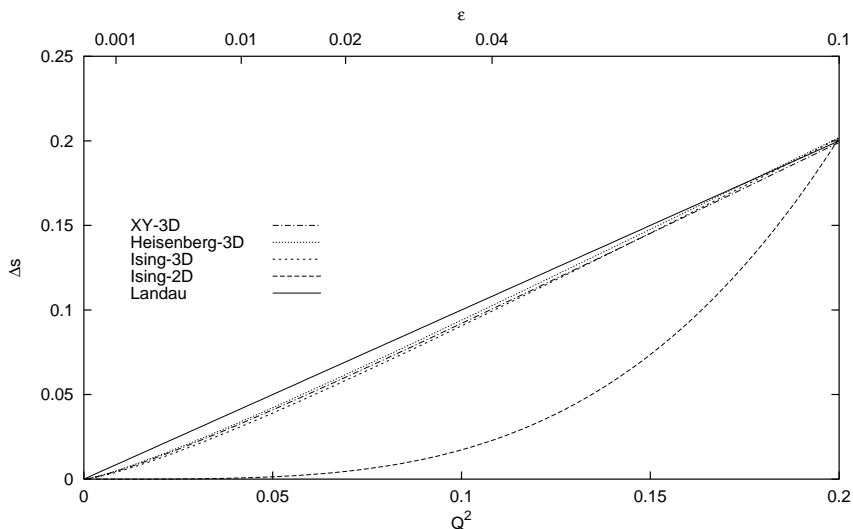


FIG. 1: Theoretical behaviour of the excess entropy vs the square of the order parameter for various universality classes. Landau mean field theory gives a straight line passing through origin. Order parameter is normalized to unity at $\epsilon = 1$, while entropies have been renormalized so as to match at $Q^2 = 0.2$. Upper labels stand for ϵ in the XY-3D universality class, they are also approximately valid for Heisenberg-3D and Ising-3D but not for Ising-2D or for Landau behaviour.

this integration leads generally to smooth curves $\Delta s(T)$ even if Δc contains significant statistical noise.

Classical Landau behaviour is represented in figure 1 by a straight line through the origin. The Ising-3D, Heisenberg-3D and XY-3D classes yield curves different but close to a straight line. Therefore, in practice, the deviation from the Landau behaviour is difficult to assess quantitatively through these plots. Only in the case of the Ising-2D class the curve, being a fourth order parabola, clearly deviates from the proportionality law. The different relationships between Δs and Q^2 become more obvious in a log-log plot of $\Delta s/Q^2$ vs ϵ . The plots corresponding to the curves of figure 1 are presented in figure 2. The deviation from the

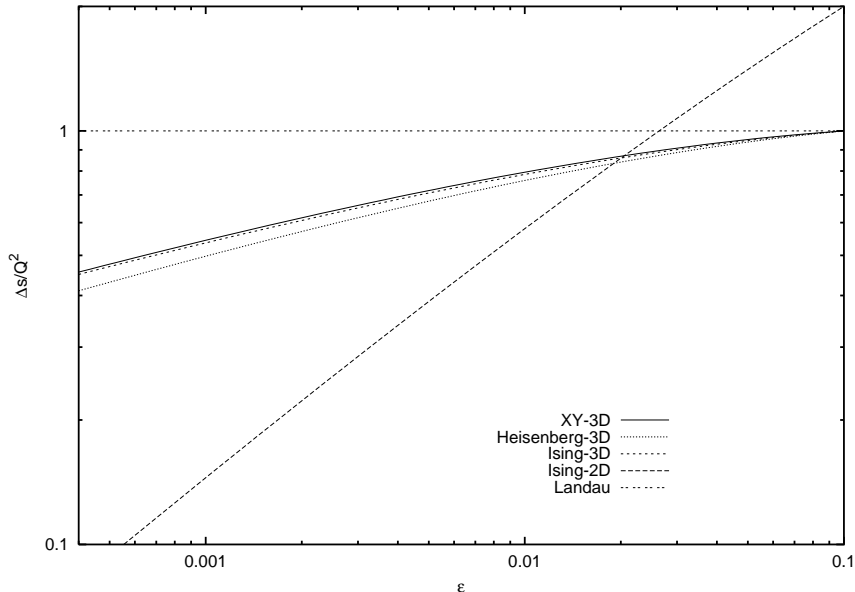


FIG. 2: $\Delta s/Q^2$ versus ϵ in a log-log plot for the same data used for curves of figure 1. The magnitude represented in y -axis is normalized to unity at $\epsilon = 0.1$ except that of Ising-2D which has been arbitrarily shifted upwards for the sake of clarity.

horizontal Landau behaviour is then obvious for all universality classes. The larger deviation is seen for the Ising-2D case, while all other universality classes lead again to more similar curves. It also becomes evident in the figure that although the curves have been obtained assuming perfect asymptotic behaviour for Δc and Q up to $\epsilon = 0.1$, the magnitude $\Delta s/Q^2$ is far from being in the asymptotic regime represented by the power law of equation (3) even at ϵ values so low as 0.0005. The curves deviate rather smoothly from straight lines and in fact their approximate slopes are far from the asymptotic values given by equation (3) and listed in table I. Indeed, the “critical” region for the excess entropy is much smaller than for Δc , since the integration represented by equation (6) yields the sum of several competing terms with similar but different powers of ϵ . Hence, according to figure 2, the asymptotic behaviour for $\Delta s/Q^2$ represented by equation (2) is not experimentally accessible in any case. Nevertheless, the curves in figure 2 can be considered “universal” in the sense that they should be satisfied for any system so long as its order parameter and specific heat are following the asymptotic critical behaviour of the corresponding universality class. In the ϵ interval [0.001-0.01] the curves can be approximated to straight lines, their slopes correspond then to “universal” effective exponents κ_e for the approximate law $\Delta s/Q^2 \propto \epsilon^{\kappa_e T}$ restricted to this temperature interval. The exponents κ_{eT} obtained from the linear fit of the curves in figure 2 in the mentioned temperature interval are listed in table I.

3. EXPERIMENTAL CASES

We consider now under this approach three very different systems: strontium titanate (SrTiO_3), rubidium tetrafluorocobaltate (Rb_2CoF_4) and rubidium tetrachlorozincate (Rb_2ZnCl_4).

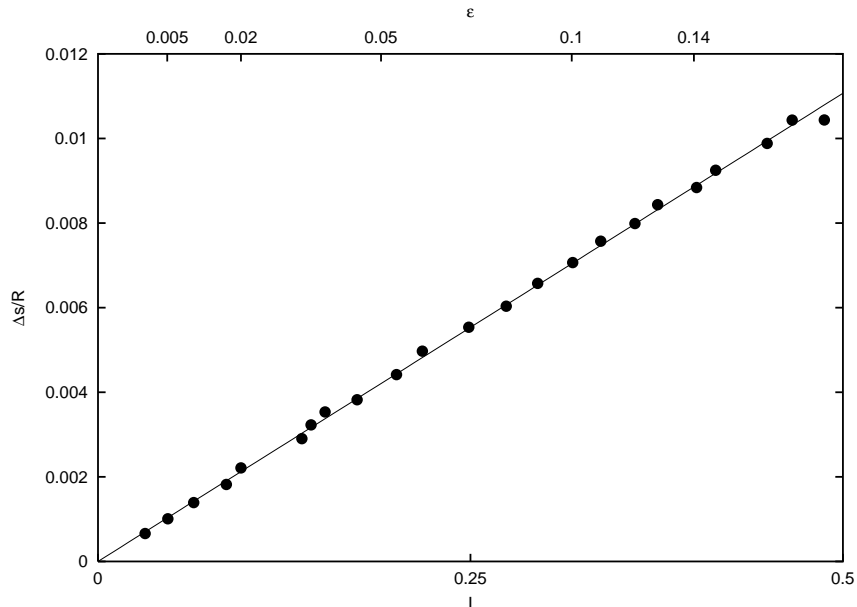


FIG. 3: Excess entropy versus excess intensity of X-ray diffraction experiments around the SrTiO_3 phase transition at about 106 K. In the upper axis approximate values for reduced temperature are indicated

3.1. SrTiO_3

The antiferrodistortive phase transition of SrTiO_3 has been widely considered one of the few examples of a structural phase transition with a clear observable critical region. Müller *et al.*[2] could fit their EPR data assuming a power law for the order parameter with $\beta = 0.35$ in an ϵ interval of the order of 0.1. This behaviour was then identified as the expected asymptotic behaviour of the Heisenberg-3D class. Recently, the excess entropy was determined and compared with the order parameter data; a mean field linear correlation was observed[6], thus the critical region might be beyond observation. For comparison with earlier specific heat data see Ref. [11].

For the sake of comparison with the two following systems, the $\Delta s-Q^2$ relation obtained in Ref. [6] for SrTiO_3 is reproduced in figure 3 in a format similar to next figures.

3.2. Rb_2CoF_4

This compound exhibits an antiferromagnetic phase transition at 107 K. This system is believed to belong to the Ising-2d universality class. The structure of Rb_2CoF_4 is isomorphic to that of K_2NiF_4 which is a well known two-dimensional anti-ferromagnetic system. The two-dimensional character is related to the presence of coupled anti-ferromagnetic planes separated by planes with weak interplanar effective interactions. Specific heat [12] and the reduced sublattice magnetization (order parameter) obtained from neutron scattering experiments[13] have been reported to be consistent with the critical behaviour predicted for this universality class. In figure 4 we present the correlation of the excess entropy Δs and the square of the order parameter (the reduced sublattice magnetization σ) for this material. The entropy has been calculated upon integration of the specific heat measured

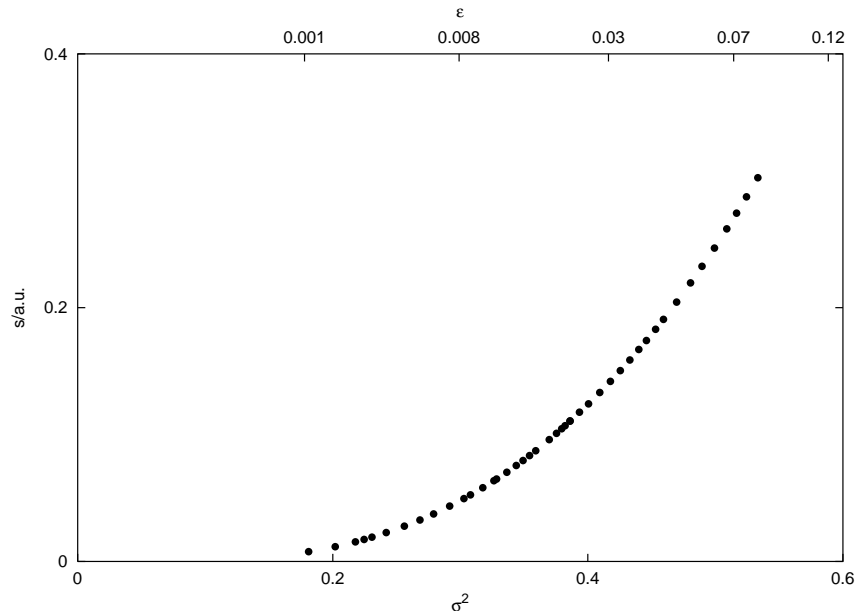


FIG. 4: The excess entropy of the antiferromagnetic phase transition in Rb_2CoF_4 versus the square of the reduced magnetization, as obtained using data from Samuelsen[13] and Ikeda *et al.*[12] Upper labels represent reduced temperature.

by Ikeda *et al.*[12]. The magnetization was determined from neutron scattering experiments by Samuelsen[13]. The figure shows clearly how the entropy fails to be proportional to the square of the order parameter.

3.3. Rb_2ZnCl_4

Rb_2ZnCl_4 presents an orthorhombic (Pnma) phase[14] above $T_c \sim 305$ K. At this temperature it transforms through a continuous phase transition into an incommensurately modulated crystal with a modulation wave vector close to one third of \mathbf{a}^* . Further below, at 195 K the modulation wave vector locks into the exact value $1/3 \mathbf{a}^*$, and the incommensurate phase transforms into an orthorhombic commensurate ferroelectric phase with a three-fold unit cell along the modulation. This compound belongs to the family of type A_2BX_4 , where this incommensurate instability is rather common, and has been extensively studied in order to test the theoretical predictions on incommensurate phase transitions. In 1978 Bruce and Cowley[15] argued that this transition should belong to the XY-3D universality class. Since then, many workers have related their results to what is expected in the critical zone for this universality class. For instance, Walisch *et al.*[16] accurately determined from quadrupole perturbed NMR experiments the critical exponent of the order parameter with full agreement with the theoretical value for the XY-3D class. According to these results the critical zone would reach up to ϵ values of the order of 0.07. Diffraction synchrotron measurements[17] confirmed these results and a critical region of the order of 0.1. Specific heat was also reported[18] to agree expected critical behaviour in a range up to $\epsilon \sim 0.2$. More recently, Haga *et al.*[19] made a more comprehensive study of the specific heat and fitted their data to an expression which includes corrections up to second order of the asymptotic law. The fitted ϵ interval reached in this case up to $\epsilon = 0.1$. The existence

of observable large critical regions in incommensurate phase transitions, in comparison with normal structural phase transitions, was predicted and justified.[20, 21] However, other authors maintain that there is no theoretical ground for expecting in incommensurate systems larger critical regions than in other structural phase transitions[1, 22] and have interpreted for instance other NMR experiments in this compounds within a Landau approach[23].

For the present study, a new independent measurement of the specific heat of Rb_2ZnCl_4 was performed in a conduction calorimeter. The calorimeter has been previously described [24] and has been used successfully for the measurements of thermal properties of single-crystals[25]. A single crystal of 1.078 g (2.850 mmol) was measured. The sample was grown from aqueous solution and was annealed at the high symmetry phase and then cooled down at a low rate of 0.4K h^{-1} while the heat capacity of the sample was recorded. The heat capacity agrees previously reported data[19, 26, 27] and they show a λ -shaped peak at about 304 K.

The background contribution to the specific heat was determined by fitting a smooth polynomial function to data above T_c and data well below the lock-in phase transition located at $T_i = 195\text{K}$. By subtracting the background contribution, the excess specific heat was determined and the excess entropy versus temperature was obtained through integration. This latter could then be compared with the temperature evolution of the width $\Delta\nu$ of the NMR frequency distribution measured by Walisch *et al.*[16], which is a quantity proportional to the order parameter. Due to the sharpness of the specific heat anomaly we have assumed that T_c corresponds to the temperature of maximum specific heat. The temperature origin of the NMR data was slightly modified to make T_c coincide. Excess entropy was set to zero at $\epsilon = 0$. Finally, an interpolation function was used to get the values of the NMR frequency distribution width $\Delta\nu$ at the temperatures values where entropy was determined. Figure 5 presents the correlation between both quantities in a Δs versus $\Delta\nu^2$ graph. The deviation from a mean field linear behaviour is rather small, but as shown in figure 1, XY–3D asymptotic behaviour implies in this representation small changes with respect to the Landau mean field behaviour.

4. DISCUSSION

4.1. Comparative analysis of experimental data

Figure 6 depicts the log-log plot of $\Delta s/Q^2$ versus ϵ for the three compounds discussed in section 3. One can clearly see the deviation of both Rb_2ZnCl_4 and Rb_2CoF_4 from the Landau mean field behaviour, in contrast with the case of SrTiO_3 . In accordance with the simulations in section 2, the curves in general can be approximated to straight lines when reduced to the interval of smaller ϵ values. Their slopes yield “experimental effective exponents” κ_e , listed in table II, that can be compared with the theoretical ones listed in table I. It can be stated that in the case of Rb_2ZnCl_4 the experimental effective exponent κ_e value coincides with the theoretical value of the XY–3D class considering its standard deviation. It should be noted that the values of κ_{eT} are similar for XY–3D and Ising–3D universality classes. However, the value β that fits the order parameter behaviour is consistent with only the XY–3D class. The κ_e value for Rb_2CoF_4 is close to κ_{eT} expected for Ising–2D class, with a deviation of the order of 5%; while in SrTiO_3 not only the experimental κ_e clearly disagrees with the theoretical value of the Heisenberg–3D class, but its zero value indicates a classical Landau behaviour. It should be stressed that a mere deviation from the linearity between

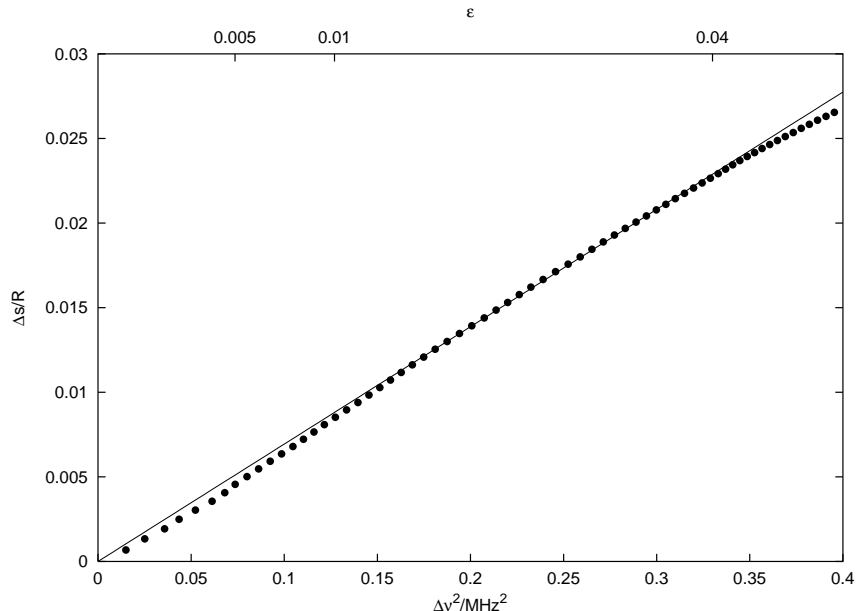


FIG. 5: Excess entropy versus square of the NMR frequency distribution width $\Delta\nu$ proportional to the order parameter in Rb_2ZnCl_4 . The straight line represents the Landau mean field behaviour. Labels at upper x -axis represents ϵ .

Crystal	ϵ fitting range	Points	κ_e
SrTiO_3	10^{-3} – 10^{-1}	22	0.006(5)
Rb_2CoF_4	10^{-3} – 10^{-2}	12	0.633(6)
Rb_2ZnCl_4	10^{-3} – 10^{-2}	16	0.169(6)

TABLE II: Experimental effective exponent κ_e , deduced from the log-log fit in figure 6, for the systems under study. Values of experimental κ_e should be compared to those expected theoretically for the universality classes κ_{eT} listed in table I

Δs and Q^2 should not be taken as a proof of fluctuation-driven critical behaviour, since a generalized Landau potential with temperature dependent quartic and higher order terms could explain such behaviour. It is the quantitative agreement of this deviation (measured by the effective exponent κ_e) with that expected for the corresponding universality class (κ_{eT}), together with the agreement of the fitted exponent β that proves the consistency of an interpretation in terms of asymptotic critical behaviour for both the order parameter and the specific heat.

4.2. Crossover in Rb_2ZnCl_4

The curve of Rb_2ZnCl_4 in figure 6 strongly deviates from its low ϵ linear behaviour for $\epsilon > 0.01$ and changes then rapidly into a near horizontal straight line. This suggests a crossover around this temperature from the XY–3D critical behaviour to a mean-field/Landau regime. However, this interpretation would be somehow in contradiction with the fact that the observed order parameter behaviour, used in fact for the calculation of this curve, does not suffer any kind of crossover at $\epsilon \sim 0.01$ and follows the β power law with excellent agreement

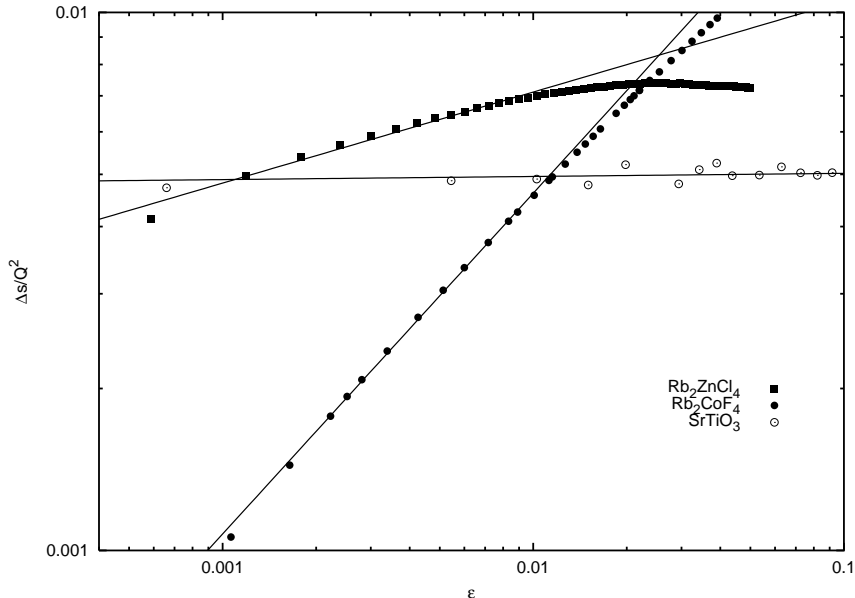


FIG. 6: Log-log plot of the ratio $\Delta s/Q^2$ —in arbitrary units— as a function of ϵ for Rb_2ZnCl_4 , SrTiO_3 , and Rb_2CoF_4 . Straight lines show the linear fitting done in the intervals indicated in Table 2. Resulting effective exponents κ_e are summarized in table II.

up to much larger ϵ values, of the order of 0.1. In any case, the curve clearly deviates for $\epsilon > 0.1$ from the theoretical curve for the XY-3D class in figure 2 and this can then only be caused by the deviation beyond this ϵ value of the experimental Δc from the theoretical asymptotic behaviour given by equation (5) and used to produce figure 2. The reason for such deviation could be intrinsic, i.e. the critical region for the specific heat would be then of the order 0.01, while for the order parameter is about 0.1 in reduced temperature, but it is also possible that the critical region were sample dependent. In order to get a more comprehensive analysis of this phase transition we have also analyzed the measurement done by Haga *et al.*[19] where the excess specific heat was fitted over 30 K, i.e. 0.1 in reduced temperature, using a complex expression involving corrections up to second order of the pure asymptotic regime:

$$\Delta c = A\epsilon^{-\alpha} \left(1 + D_1\epsilon^{\Delta_1} + D_2\epsilon \right) + B_c \quad (7)$$

where $\alpha = -0.007$, $A = 8.153$, $D_1 = 0.040$, $D_2 = -0.026$, $B_c = 8.201$, $\Delta_1 = 0.524$; where A, D_1, D_2, B_c are expressed in arbitrary units. This curve is compared in figure 7 with that obtained from a mere critical law as given in equation (5), which essentially corresponds to the neglect of the coefficients D_1 and D_2 in equation (7).

The difference between both curves become obvious beyond $\epsilon = 0.01$, showing that for lower temperatures corrections to the asymptotic behaviour are significant. For comparison, we have computed again the curve of $\Delta s/Q^2$ using as specific heat data the values given by the function equation (7) as proposed by Haga. The results are presented in figure 8.

The agreement between both calculations is excellent. The approximate linear behaviour for ϵ values smaller than 0.01 is reproduced and its slope gives a value of around 0.15 similar to that obtained from our specific heat analysis. On the other hand, a small shift along the ϵ -axis of the crossover region can be observed and the behaviour for larger ϵ values slightly

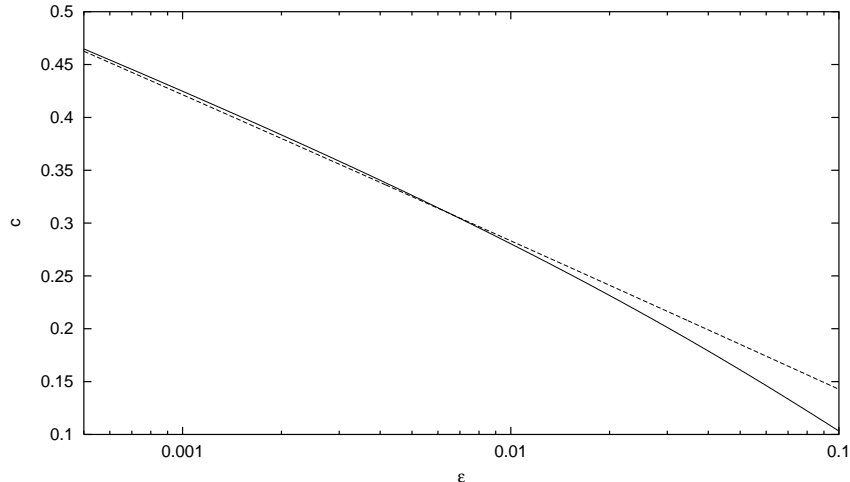


FIG. 7: The solid line represents the curve (6) used by Haga *et al.*[19] to fit the excess specific heat of Rb_2ZnCl_4 . The dashed line is a simple critical law as given by equation (5) with $\alpha = -0.007$ in accordance with the XY-3D class.

differs. These differences are most probably due to the choice of the baseline for obtaining the “excess” specific heat. The influence of the baseline is slight at small values of ϵ but becomes very important when ϵ increases. The results presented for Rb_2ZnCl_4 in figure 6 correspond to a baseline described by a polynomial of minimal order fitting the specific data well above and below the phase transition. This polynomial can be significantly changed, by shifting the low-temperature fitting region to higher or lower temperatures, while keeping a physically consistent baseline. The effect of this change of baseline is shown in figure 9. It is slight for low ϵ values, where the approximate linear behaviour remains unchanged, while the crossover to what one might consider a Landau regime (the horizontal part of the curve in figure 6) becomes less pronounced. As shown in the figure, the change is such that the calculated curve coincides with the theoretical one of the XY-3D class in a much larger ϵ interval. Hence, a large uncertainty exists with respect to the actual ϵ -interval where a crossover to the Landau behaviour does take place. But, the behaviour of the $\Delta s/Q^2(\epsilon)$ relationship for $\epsilon < 0.01$ confirming a XY-3D critical regime is robust with respect to modifications of the baseline.

Acknowledgments

This work was supported by Spanish *Ministerio de Ciencia y Tecnología* project number PB98-115.

-
- [1] V. Ginzburg, A. Levanyuk, and A. Sobyenin, *Ferroelectrics* **73**, 171 (1987).
 - [2] K. Müller and W. Berlinger, *Physical Review Letter* **26**, 13 (1971).

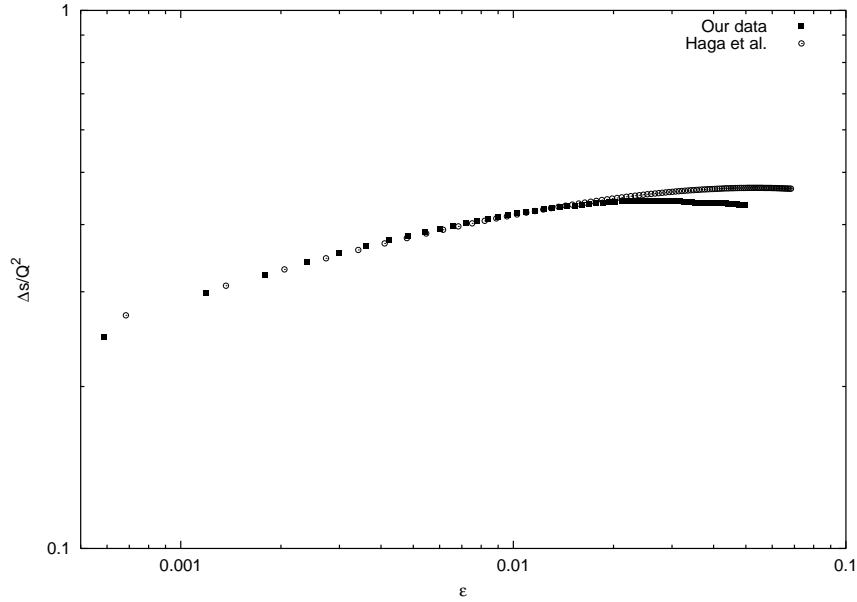


FIG. 8: Log-log plot of the ratio $\Delta s/Q^2$ —in arbitrary units— for Rb_2ZnCl_4 . We present the results for our specific heat data compared with those obtained using instead data of Haga *et al.*[19] as given by equation (7).

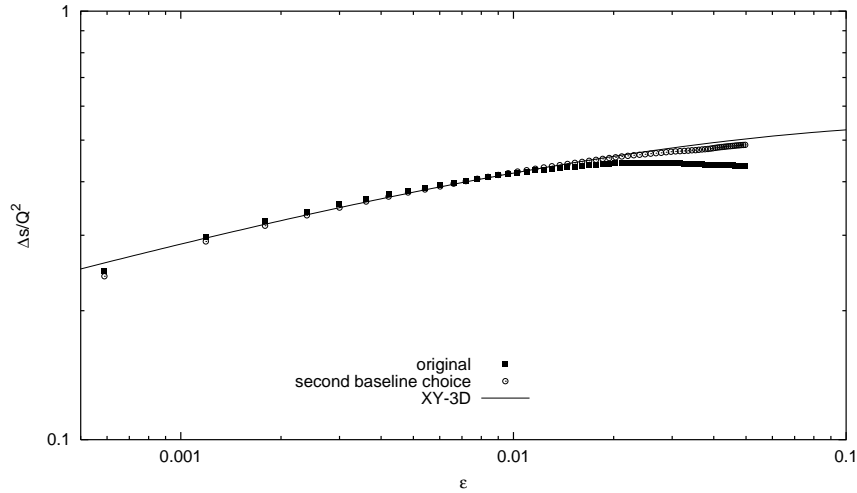


FIG. 9: Effect of changing the baseline of the specific heat of Rb_2ZnCl_4 . The solid line represents the theoretical behaviour for the asymptotic critical regime of the XY-3D class.

- [3] A. Levanyuk, A. Sigov, V. Osipov, and A. Sobyenin, Soviet Physics JETP **49**, 176 (1979).
- [4] J. Scott, Ferroelectrics **36**, 375 (1981).
- [5] J. Marro, A. Laborta, and J. Tejada, Physical Review B **34**, 347 (1986).
- [6] E. K. H. Salje, M. C. Gallardo, J. Jiménez, F. J. Romero, and J. del Cerro, J. Phys.: Condensed Matter **10**, 5535 (1998).

- [7] J. Chrosch and E. K. H. Salje, *Journal of Physics: Condensed Matter* **34**, 335 (1998).
- [8] S. A. Hayward and E. K. H. Salje, *Phase Transitions* **68**, 501 (1999).
- [9] P. Heller, *Rep. Prog. Phys.* **30**, 731 (1967).
- [10] R. Griffiths, *Physical Review* **158**, 176 (1967).
- [11] M. C. Gallardo, R. Burriel, F. J. Romero, F. Gutiérrez, and E. K. H. Salje, *Journal Physics: Condensed Matter* **14**, 1881 (2002).
- [12] H. Ikeda, I. Hatta, and M. Tanaka, *J. Phys. Soc. Jpn.* **40**, 334 (1976).
- [13] E. J. Samuelsen, *Phys. Rev. Lett.* **31**, 936 (1973).
- [14] H. Z. Cummins, *Phys. Rep.* **185**, 211 (1990).
- [15] A. Bruce and R. Cowley, *J. Phys. C: Solid State Phys.* **11**, 3577 (1978).
- [16] R. Walisch, J. Perez-Mato, and J. Peterson, *Phys. Rev. B* **40**, 10747 (1989).
- [17] M. Zinkin, D. McMorrow, J. Hill, R. Cowley, J. Lussier, A. Gibaud, G. Grubel, and C. Sutter, *Physical Review B* **54**, 3115 (1996).
- [18] Z. Chen, *Phys. Rev. B* **41**, 9516 (1990).
- [19] H. Haga, A. Onodera, Y. Shiozaki, K. Ema, and H. Sakata, *J. Phys. Soc. Jpn.* **64**, 822 (1995).
- [20] A. Patashinskii and V. Prokovskii, *Soviet Physics JETP* **37**, 733 (1974).
- [21] V. Prokovskii, *Advances in Physics* **28**, 595 (1979).
- [22] Y. Sandler and K. Aleksandrov, *Soviet Physics Solid State* **25**, 2045 (1983).
- [23] A. Fajdiga, T. Apih, J. Dolinšek, R. Blinc, A. Levanyuk, S. Minyukov, and D. Ailion, *Physical Review Letters* **69**, 2721 (1992).
- [24] J. del Cerro, S. Ramos, and J. Sánchez-Laulhe, *Journal of Scientific Instruments* **20**, 609 (1987).
- [25] J.-M. Martín, J. del Cerro, and S. Ramos, *Phase Transitions* **64**, 45 (1997).
- [26] Á. López-Echarri, M. Tello, and P. Gili, *Ferroelectrics* **26**, 695 (1980).
- [27] T. Atake, K. Nomoto, B. Chaudhuri, and H. Chihara, *J. Chem. Thermodyn.* **15**, 339 (1983).