

Single crystal growth of MgB₂ and thermodynamics of Mg-B-N system at high pressure

*J.Karpinski¹, S.M.Kazakov¹, J.Jun¹, M.Angst¹, R.Puzniak², A.Wisniewski², P.Bordet³

¹*Solid State Physics Laboratory ETH, 8093-Zürich, Switzerland,*

²*Institute of Physics, Polish Academy of Sciences, Warsaw, Poland,*

³*Laboratoire de Cristallographie C.N.R.S. Grenoble, France*

Abstract

Single crystals of MgB₂ have been grown at high pressure via the peritectic decomposition of MgNB₉. The crystals are of a size up to 1.5x0.9x0.2mm³ with a weight up to 230μg, and typically have transition temperatures between 37 and 39 K with a width of 0.3-0.5 K. Investigations of the *P-T* phase diagram prove that the MgB₂ phase is stable at least up to 2190°C at high hydrostatic pressure in the presence of Mg vapor under high pressure. Small variations of *T_c* are caused by doping with metal elements from the precursor or annealing of defects during the crystal growth process.

PACS: 80.10.-h, 74.70.Ad, 07.35.+k, 74.25.Ha

Keywords: crystal growth, MgB₂, high pressure

*Corresponding author: Karpinski@solid.phys.ethz.ch

Introduction

MgB₂ recently attracted a lot of interest due to the anisotropic two-band electronic structure, leading to the presence of two distinct energy gaps [1,2]. This causes unconventional properties, like the high critical temperature of 39 K and a temperature and field dependent anisotropy, which does not fit to the Ginsburg-Landau model with a constant anisotropy of the upper critical field, equal to the anisotropy of the penetration depth and the coherence length [3,4]. Anisotropic properties have to be studied on single crystals. Soon after the discovery of superconductivity in MgB₂, several laboratories started to work on single crystal growth. Unfortunately, conventional methods of crystal growth, like a growth from high temperature solutions in metals (Al, Mg, Cu etc.) at ambient pressure, used for other borides, did not work for MgB₂. Since MgB₂ melts non-congruently, it is also not possible to grow crystals from a stoichiometric melt. MgB₂ crystals can be grown from a solution in Mg

at high pressure, or from the vapor phase. Two methods result in submillimeter size single crystals: high pressure growth using an anvil technique [4-7] and heating of a mixture of Mg and B in closed metal container [8-10]. Larger crystals have been obtained using the first method. The solubility of MgB_2 in Mg is extremely low at temperatures below the boiling temperature of Mg (1107°C) at ambient pressure [Fig. 1a)], therefore crystals have to be grown at much higher temperature or by using another solvent. At higher temperatures at ambient pressure, Mg does not exist as a condensed phase, and therefore, in order to grow crystals from a solution in Mg, the pressure has to be increased. According to the calculated P - T phase diagram [11] [shown in Fig.1b)], crystal growth from a solution has to be performed in pressure and temperature conditions above the boiling line of Mg, which is the border between two regions in Fig.1b): Liquid+ MgB_2 and Gas+ MgB_2 . However, for the stabilization the MgB_2 phase at temperatures above 1000°C , not only high partial pressure of Mg vapor is necessary, but also high hydrostatic pressure. There are several major problems, which have to be solved in order to grow crystals:

- a) The reactivity of the crucible material: At $T > 1000^\circ\text{C}$, molten Mg is very aggressive towards all materials and destroys the crucible after a few hours.
- b) All metals used as a solvent form mixed compounds with Mg or MgB_2 , which makes crystal growth of pure MgB_2 impossible from any solvent other than Mg.
- c) The solubility of MgB_2 in Mg is very small at low temperatures and therefore high temperature are necessary. However, the partial pressure of Mg vapor above molten Mg increases with temperature and at 1500°C is of the order of 50 bar.
- d) MgB_2 decomposes above 1000°C , at ambient pressure.

In this paper, we will present the results of crystals growth experiments and the influence of crystal growth conditions and purity of the precursor on T_c . The high quality of the crystals allowed measurements of various physical properties, which are published in separated papers of this issue: magnetic studies of anisotropic properties and H - T phase diagram [3,4], scanning tunneling spectroscopy [12], point contact spectroscopy [13] and optical studies [14]. For optimization of crystal growth a knowledge of the thermodynamics of the Mg-B-N system is required. Here we will also present the P - T phase diagram of the Mg-B-N system, giving evidence of the stability of MgB_2 up to 2190°C at high pressure, almost 1000°C higher than published up to now.

Crystal growth experiment

Two methods of high-temperature solution crystal growth of MgB_2 have been investigated:

- a) Crystal growth from a solution in Al, Mg, Cu, and mixtures of these metals, at high temperatures up to 1700°C at Ar gas pressure $1\text{ kbar} < P_{\text{Ar}} < 14\text{ kbar}$.
- b) Crystal growth from a solution in Mg at high temperatures up to 2190°C , using a cubic anvil technique with a solid pressure medium ($10\text{ kbar} < P < 35\text{ kbar}$).

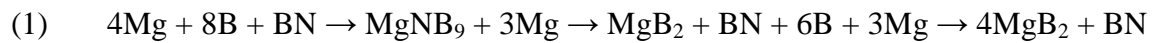
For experiments at Ar pressure, a mixture of Mg and B has been placed in a BN crucible in a high pressure furnace. The experiments have been performed at $P_{\text{Ar}}=1\text{ kbar}$, at temperatures from 1450 up to 1700°C . The experiment at $P_{\text{Ar}}=14\text{ kbar}$ was done at 1250°C . As a result, hexagonal black crystals of the new nitride MgNB_9 were obtained, but no MgB_2 appeared. The source of nitrogen was the BN crucible. The growth of MgB_2 crystals at Ar pressure was also impossible from solutions containing Cu and Al, because Cu, used as a solvent, forms mixed compounds with Mg, while Al substitutes Mg in MgB_2 .

Crystal growth experiments, using the anvil system, have been performed in the pressure range of 10-30 kbar. A mixture of Mg and B was put into a BN container of 6 mm internal diameter and 7 mm length. First, pressure was applied using a pyrophyllite cube as a medium, then the temperature was increased during one hour, up to the maximum of 1700 - 2200°C , kept for 1-3 hours, and decreased during 1-2 hours. The result of a typical cubic anvil growth experiment is displayed in Fig. 2a), showing a collection of MgB_2 and BN crystals, sticking together. MgB_2 plate like golden crystals (see Fig. 2b) for example) were up to $1.5 \times 0.9 \times 0.2\text{ mm}^3$ in size and up to $230\ \mu\text{g}$ in weight. In some experiments, hexagonal black crystals were obtained from the crystal growth process. Structural x-ray studies showed those to be a new nitride phase, namely MgNB_9 [Fig.2c)]. The structure of this compound consists of two kinds of boron polyhedra separated by Mg and N atoms [7,15].

Thermodynamics of the Mg-B-N system at high pressure

In order to determine the conditions of crystal growth, a basic knowledge of phase relationship in the Mg-B-N system is necessary. The pressure dependence of the melting temperatures of two eutectics and the decomposition temperature of MgB_2 were published by S. Lee *et al.* [16]. They concluded that MgB_2 decomposes at $T > 1200^\circ\text{C}$ and 1600°C at $P = 20\text{ kbar}$ and 50 kbar , respectively. At $T > 1100^\circ\text{C}$, BN reacts with Mg, and therefore, at higher temperatures, the reactions in the ternary Mg-B-N system, shown in Fig. 3a), have to be

considered. All our experiments have been performed with a composition with an excess of Mg over that in MgB₂. Typically, we used a ratio Mg:B equal to 1:1.2. The excess of Mg produces a high Mg vapor pressure. During the processes of crystal growth and synthesis of MgB₂ in a BN crucible, the MgNB₉ phase appears in some experiments. Figure 3b) shows the *P-T* phase diagram, with the phases obtained in our experiments for a composition with excess of Mg. Additionally, the BN hexagonal phase and Mg have been present in all samples (not shown). In experiments performed at *P*<15 kbar, only MgNB₉ crystals grew at *T*>1300°C. At *P*=15 kbar both MgNB₉ and MgB₂ crystals grew. After short processes, at pressure *P* ≥ 20 kbar where the maximum temperature has been kept only for 10-15 min., we found MgB₂ crystals grown inside of MgNB₉ black crystals [Fig.2c)]. After longer times at high temperature and pressure MgNB₉ disappeared and only MgB₂ and BN crystals, sticking together, remained in the crucible [Fig.2a)]. The crystal growth process of MgB₂ is not a simple growth from a solution in molten magnesium. MgB₂ crystals are the products of a reaction in the ternary system Mg-B-N. On the first stage of the growth crystals grow by a peritectic decomposition of the intermediate nitride phase MgNB₉. The source of nitrogen is the BN, which reacts with molten Mg and B, forming MgNB₉. This compound decomposes at high temperature to MgB₂, according to the reaction:



The MgNB₉ decomposition reaction takes places only at high pressure *P*≥15 kbar. At lower pressure, MgNB₉ remains as the final product. Pressure induces a decomposition of the MgNB₉ phase. The volume of the products of the decomposition reaction is 1% lower than the volume of the MgNB₉ compound, which can promote the decomposition at high pressure conditions. Products of the MgNB₉ decomposition are MgB₂ and BN crystals as well as boron. Boron reacts with magnesium and already grown MgB₂ crystals grow further until the whole boron is used. In the crucible after the growth process no boron can be found, only MgB₂, BN, Mg and in some of experiments in the cold part of the crucible crystals of MgNB₉.

The MgB₂ phase is unexpectedly stable up to very high temperatures, at least up to 2190°C. This is in disagreement with the data of S. Lee *et al.* [16], who reported the decomposition of MgB₂ at temperatures just above 1200°C, at *P*=25-30 kbar. We are growing MgB₂ crystals at these pressures even at temperatures as high as 2190°C. Most likely, the reason for this discrepancy is the fact that for the stability of the MgB₂ phase at *T*>1200°C, high hydrostatic pressure alone is not enough. According to Fig. 1b), high magnesium vapor

pressure is necessary in addition to high hydrostatic pressure. Since we are working with an excess of Mg in a homogeneous precursor mixture, a high magnesium vapor pressure is produced, which stabilizes the MgB₂ phase. Small amounts of the MgB₄ phase, observed in the samples treated at high temperatures (above 1200°C), disappears at T>1700°C, and only MgB₂ remains as a stable phase.

Magnetic properties of MgB₂ crystals

Magnetization measurements performed with a SQUID magnetometer show, for the majority of the grown crystals, sharp superconducting transitions at 37-39K with widths of 0.3-0.5K. Nevertheless, in some cases we observe larger differences in T_c values between various crystals, even up to several Kelvin. We identified several reasons for the lower T_c of some crystals. Figure 4 a) shows the magnetization $M(T)$ curves for two crystals obtained with identical conditions ($P=25$ kbar, $T=1900^\circ\text{C}$, time $t=2$ h at the maximum temperature). The difference between two crystals grown in these processes originated from a difference of the boron purity: in one case, we have used crystalline boron 99.7%, in second amorphous boron 99.99% purity (both from Alfa Aesar). The resulting difference in T_c is about 2K, caused by metallic impurities introduced into the crystals from boron with lower purity. Another case of lowering T_c is shown on Figure 5 b). Here, two magnetization curves of MgB₂ crystals are displayed. The crystals were obtained in similar experiments performed at 30 kbar with higher (2190°C) and lower (1850°C) maximum growth temperatures. The magnetization curve of the crystal grown at 2190°C shows a two step transition with a lower onset T_c . This is possibly due to the formation of defects in the structure of MgB₂ indicating, that the temperature of 2190°C is close to the limit of stability of the MgB₂ phase at the conditions of the experiment.

Structural investigations

The structure of several crystals has been investigated with a x-ray (Nonius Kappa CCD) diffractometer, using graphite monochromated Ag K α radiation [7]. The crystals had the form of platelets with dimensions between 0.12x0.12x0.03mm³ and 0.4x0.4x0.06mm³. The transition temperature of crystals from four different batches varied from 34.4K to 38.8K. In all cases, roughly 65 unique reflexions with $\sin\theta / \lambda > 0.2$ were used for structure refinements, and the obtained R and R_w agreement factors were between 1.5 and 2%, proving good quality of refinement of the structural parameters. The atoms were placed in their

standard positions for the AlB_2 -type structure (Mg (0 0 0), B(2/3 1/3 1/2)). Unexpectedly, the structural parameters obtained for the four samples were all equal within two estimated standard deviations. Their values are: $a = 3.085(1) \text{ \AA}$, $c = 3.518(2) \text{ \AA}$, anisotropic displacement parameters: $U_{11}(\text{Mg}) = 0.0045(1) \text{ \AA}^2$, $U_{33}(\text{Mg}) = 0.0048(2) \text{ \AA}^2$, $U_{11}(\text{B}) = 0.0034(2) \text{ \AA}^2$ and $U_{33}(\text{B}) = 0.0044(2) \text{ \AA}^2$. This agreement between structural data of the crystals from different batches indicates that the changes of T_c observed between crystals grown in different conditions cannot be attributed to detectable structural modifications. Refining the B atom occupancy lead to values equal to 1.00(1). However, we note that a minor substitution of boron by carbon or nitrogen from the heater or crucible would be almost impossible to detect with x-ray diffraction, because of the small contrast between these elements, and therefore cannot be excluded here. Electron energy loss spectroscopy [17] and energy dispersive x-ray measurements did not show such impurities, therefore the differences in T_c have to be attributed to not yet defined defects or impurities.

Conclusions

MgB_2 single crystals of millimeter size have been grown from a peritectic decomposition reaction of the magnesium bornitride $MgNB_9$. The MgB_2 crystals have been grown at temperatures up to 2200°C . MgB_2 is stable up to the unexpectedly high temperature of 2190°C , at high hydrostatic pressure, due to the high pressure of magnesium vapors produced by the excess of magnesium in the precursor. The $MgNB_9$ phase is not stable at high hydrostatic pressure at $P > 15$ kbar at high temperature, but it appears in short processes at higher pressure as a metastable phase. After the short time of 10-20 minutes, it decomposes, and simultaneously MgB_2 and hexagonal BN crystals grow. T_c of the crystals is sensitive to doping from impurities during crystal growth. Structural investigations proved a full occupation of the lattice positions and SQUID investigations showed sharp magnetic transitions, which demonstrates a high quality of the crystals.

Acknowledgements

This work was supported by the Swiss National Science Foundation, by the Swiss Federal Office BBW (contract Nr.02.0362), by the European Community (contract ICA1-CT-2000-70018) and by the Polish State Committee for Scientific Research (5 P03B 12421).

References

1. A.Y.Liu, I.I. Mazin, J.Kortus, Phys.Rev.Lett. **87**, 087005 (2001).
2. H.J. Choi, D. Roundy, H. Sun, M.L. Cohen, S.G. Louie, Nature **418**, 758 (2002).
3. M. Angst, R. Puzniak, A. Wisniewski, J. Roos, H. Keller, P.Miranović, J. Jun, S. M. Kazakov, J. Karpinski, this issue.
4. M. Angst, R. Puzniak, A. Wisniewski, J. Jun, S. M. Kazakov, J. Karpinski, J. Roos, and H. Keller, Phys. Rev. Lett. **88**, 167004 (2002).
5. S. Lee, H. Mori, T. Masui, Y. Eltsev, A. Yamamoto, and S. Tajima J. Phys. Soc. Jap. **70**, 2255 (2001).
6. A.K. Pradhan, Z. X. Shi, M. Tokunaga, T. Tamegai, Y. Takano, K. Togano, H. Kito, H. Ihara, Phys. Rev. B **64**, 212509 (2001).
7. J.Karpinski, M.Angst, J.Jun, S.M.Kazakov, R.Puzniak, A.Wisniewski, J.Roos, H.Keller, A. Perucchi, L. Degiorgi, M.Eskildsen, P.Bordet, L.Vinnikov, A.Mironov, Supercond. Sci. Tech., in print, cond-mat/0207263.
8. K.H.P. Kim, J.-H. Choi, C. U. Jung, P. Chowdhury, H.-S. Lee, M.-S. Park, H.-J. Kim, J. Y. Kim, Z. Du, E.-M. Choi, M.-S. Kim, W. N. Kang, S.-I. Lee, G. Y. Sung, and J. Y. Lee, Phys. Rev. B **65**, 100510(R) (2002).
9. M. Xu, H. Kitazawa, Y. Takano, J. Ye, K. Nishida, H. Abe, A. Matsushita, and G. Kido, Appl. Phys. Lett. **79**, 2779 (2001).
10. Y.Machida, S.Sasaki, H.Fujii, M.Furuyama, I.Kekeya, K.Kadowaki, cond-mat/0207678.
11. Z.-K. Liu, D. G. Schlom, Qi Li, and X. X. Xi, Appl. Phys. Lett. **78**, 3678 (2001).
12. M.R.Eskildsen, M.Kugler, S.Tanaka, J.Jun, S.M.Kazakov, J.Karpinski, Ø.Fischer, Phys.Rev.Lett. 89 (2002) 187003.
13. R.S.Gonnelli, D.Daghero, G.A.Ummarino, V.A.Stepanov, J.Jun, S,M.Kazakov, J.Karpinski, Phys. Rev.Lett, in print, cond-mat/0208060.
14. A. Perucchi, L. Degiorgi, J. Jun, M. Angst and J. Karpinski, Phys.Rev. Lett. 89 (2002) 097001.
15. A. Mironov, S. Kazakov, J. Jun, and J. Karpinski, Acta Cryst. C **58**, i95 (2002).
16. S. Lee, A. Yamamoto, H. Mori, Yu. Eltsev, T. Masui, S. Tajima, Physica C **378-381** (2002) 33-37.
17. J.Verbeeck, private communication.

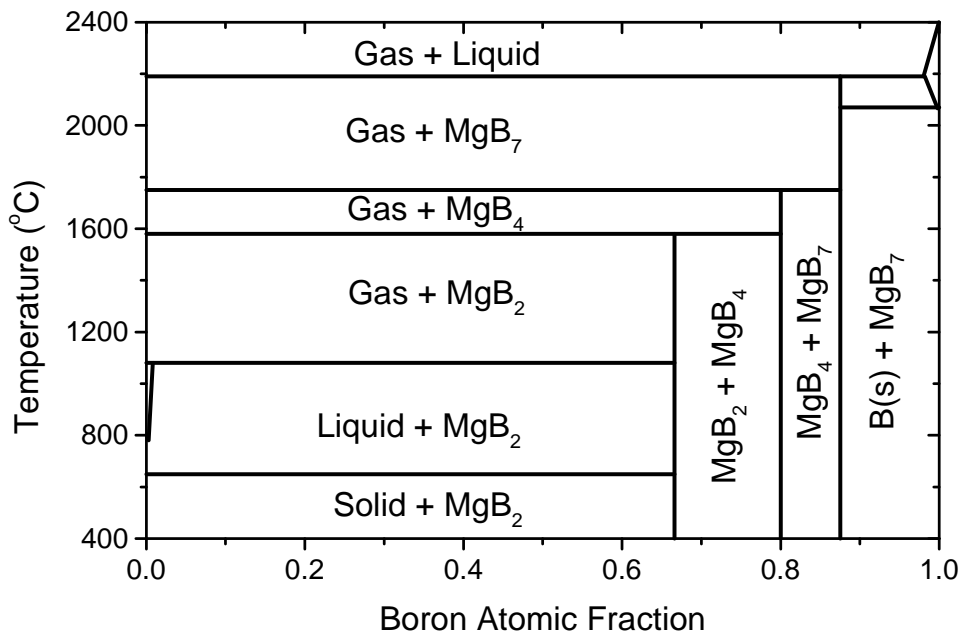
Figure Captions

Fig. 1. a) Temperature-composition phase diagrams of the Mg-B system under the Mg vapor pressure of 1 bar. b) Mg vapor pressure-temperature phase diagram for the Mg:B atomic ratio $x_{\text{Mg}}/x_{\text{B}} \geq 1/2$. The region of Liquid+MgB₂ represents the thermodynamic stability window for the growth of MgB₂ crystals from solution in Mg. All data are taken from Ref. [11].

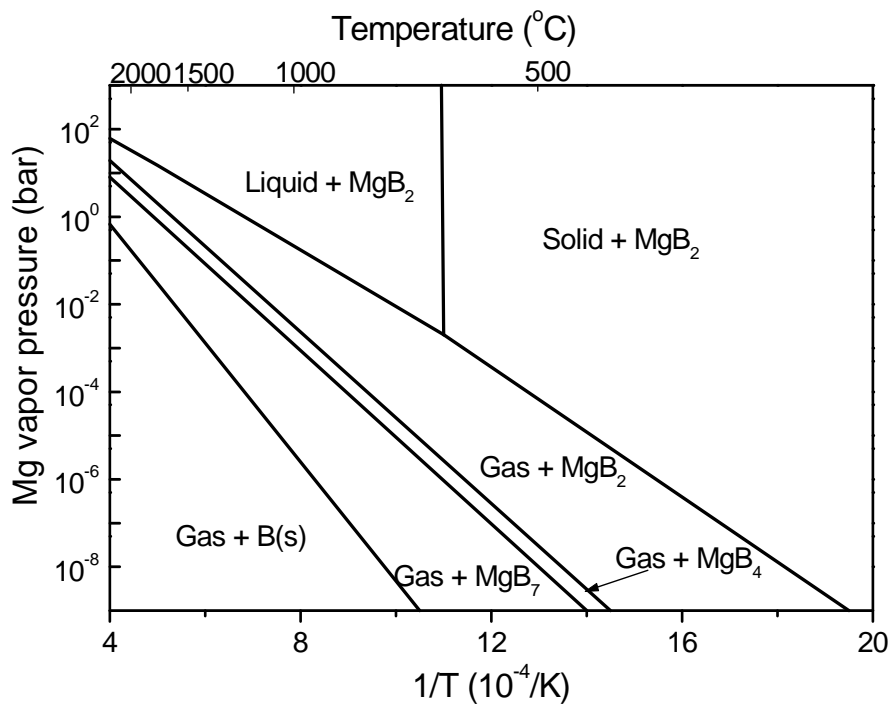
Fig. 2. a) Sample containing MgB₂ and BN crystals after synthesis. b) Single crystals of MgB₂. c) Crystal of the new phase MgNB₉ with golden MgB₂ crystals grown inside. Scale size is 1mm.

Fig. 3. a) Ternary Mg-B-N system with compounds involved in the crystal growth of MgB₂ [7]. Field P corresponds to the composition of precursor used for crystal growth. b) *P-T* phase diagram of Mg-B-N system for a composition with excess Mg (Mg:B=1:1.2). Symbols show phases observed in the samples. Regions of appearance of various phases: A: MgNB₉, B: MgB₂, C: MgB₂+MgB₄. Additionally, BN and Mg were also present in all samples (not shown on diagram). MgB₂ single crystals have been grown in the region B. At pressures $P > 15$ kbar the MgNB₉ compound appears only as a metastable phase.

Fig. 4. a) Magnetization curves of two MgB₂ crystals using the same growth conditions from boron of various purity. b) Magnetization curves of two MgB₂ crystals obtained in similar processes with various maximum temperatures.



a)





b)


Figure 1



a)

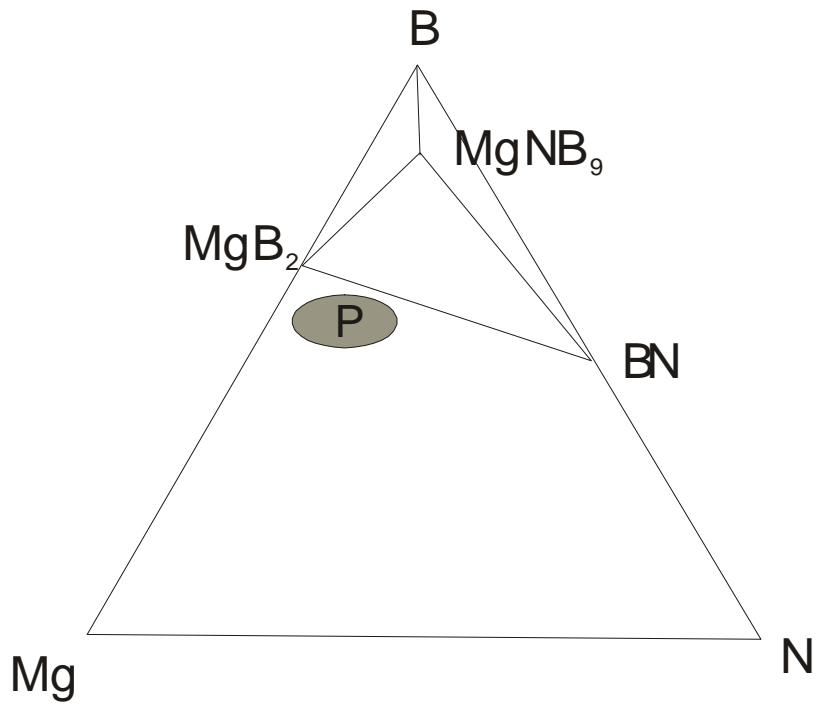


b)

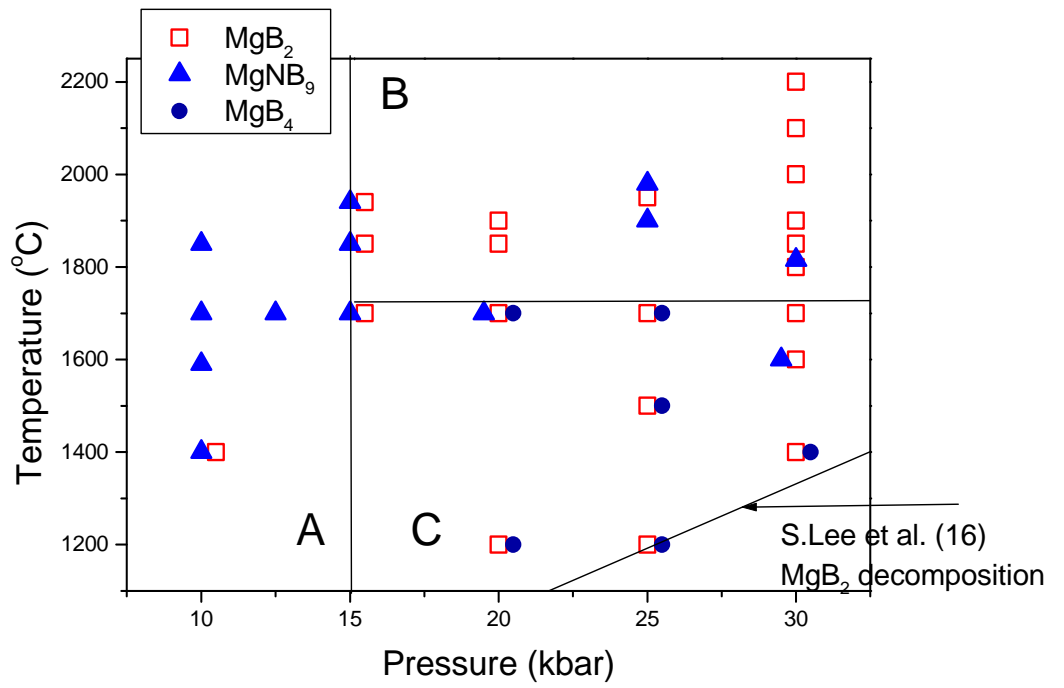


c)

Figure 2

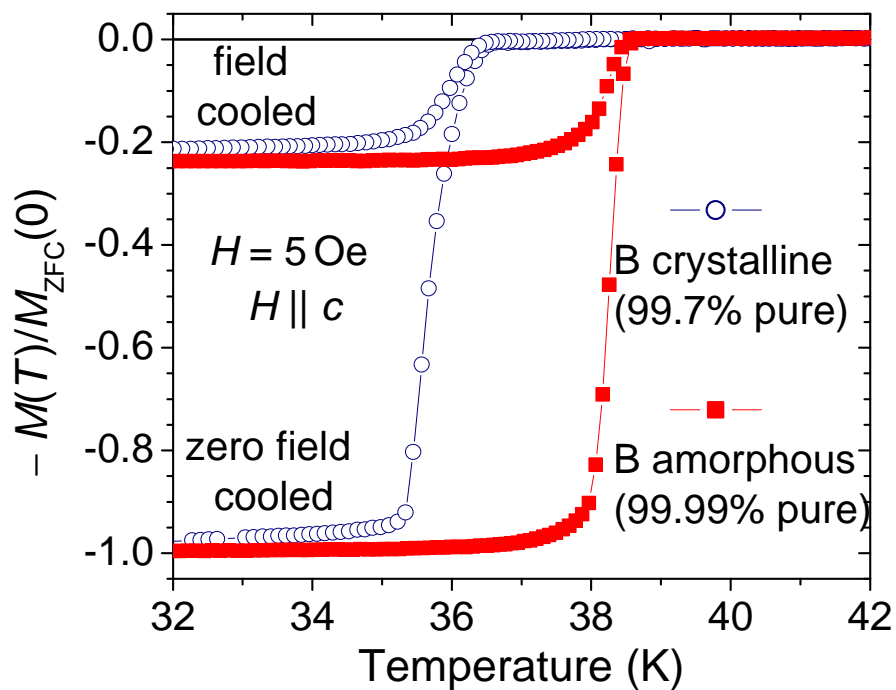


a)

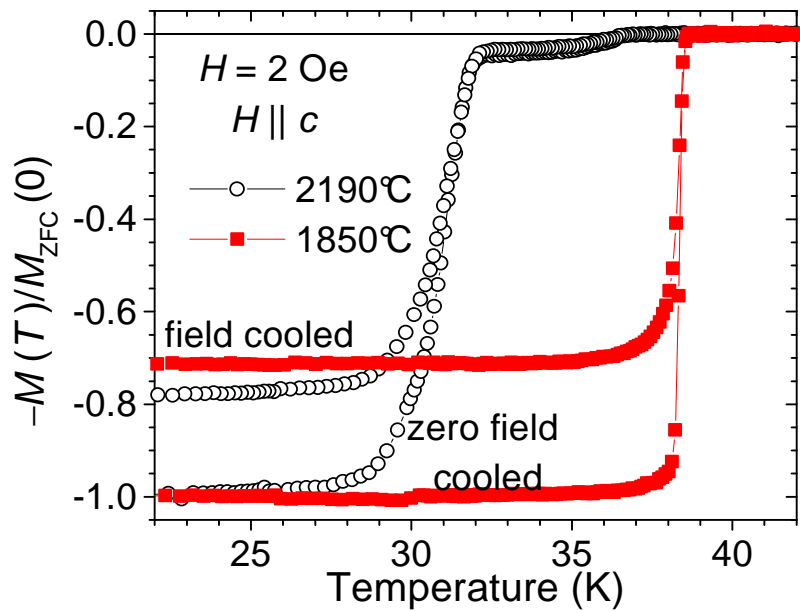


b)

Figure 3



a)



b)

Figure 4