

Non-adiabatic current generation in a finite width semiconductor ring

Vidar Gudmundsson* and Chi-Shung Tang

Physics Division, National Center for Theoretical Sciences, P.O. Box 2-131, Hsinchu 30013, Taiwan

Andrei Manolescu

Science Institute, University of Iceland, Dunhaga 3, IS-107 Reykjavik, Iceland

We consider a model of a semiconductor quantum ring of finite width in a constant perpendicular magnetic field. We show how a current of the same order as the persistent current can be generated non-adiabatically by a short intensive pulse in the Tera-Hertz regime.

Time-dependent or radiation induced phenomena in various mesoscopic electron systems have caught the attention of experimental¹ and theoretical² groups recently, just to mention two cases of a long list. The generation of a current by a slowly oscillating harmonic magnetic flux in a strictly one-dimensional (1D) ballistic quantum ring with a spinless Luttinger liquid has been investigated by Moskalets³ finding that the AC part depends both on the driving frequency and the temperature, but the DC part of the current is only very sensitive to the driving amplitude. More recently Moskalets and Büttiker have discovered a strong parity effect in a 1D quantum wire excited by a harmonic delta-function potential.⁴ They find the current in a ring with an odd number of spinless electrons to be diamagnetic, exactly like in a pure ring without an excitation, but in a ring with an even number the current oscillates in sign with a large amplitude and with a small period compared to the unit flux quantum $\Phi_0 = h/(ec)$.

Inspired by the orbital current modes found in elliptical quantum dots by Serra et al.,⁵ and the large effects of a nonlinear excitation of quantum dots,⁶ we present here an alternative method to generate DC currents in quantum rings nonadiabatically with a strong and short THz pulse. In our case the finite width of the quantum ring is essential and the current generation does rely on a change in the many-electron structure of the system caused by the THz pulse.

The equilibrium persistent currents and the magnetization of quantum rings of finite width has been studied by Tan and Inkson,⁷ and Vasile et al.,⁸ and their low-intensity far-infrared absorption has been measured by Lorke et al.,⁹ and calculated by several groups.^{10,11,12}

To calculate the time evolution of the system requires the knowledge of the initial state, its ground state, at a particular time $t = t_0$, which within a suitable mean field approximation is described by

$$H|\alpha\rangle = (H_0 + H_\sigma + V_c + H_{\text{int}})|\alpha\rangle = \varepsilon_\alpha|\alpha\rangle, \quad (1)$$

where H_0 is the Hamiltonian for the 2DEG, that is subject to the perpendicular magnetic field $\mathbf{B} = B\hat{\mathbf{z}}$, and confined by the parabolic potential $V_{\text{par}}(r) = m^*\omega_0^2 r^2/2$. We modify the radial confinement with a central potential hill, $V_c(r) = V_0 \exp(-\gamma r^2)$, creating the confining potential $V_{\text{conf}} = V_{\text{par}} + V_c$ in order to make the system ring like. The spin-dependent part of the Hamiltonian is

$H_\sigma = (1/2)g^*\mu_B B\sigma_z$, where g^* is an effective g -factor, μ_B the Bohr magneton, and $\sigma_z = \pm 1$ for the two spin projections.

The Hamiltonian H_0 defines a natural length scale, $a = l\sqrt{\omega_c/\Omega}$, in terms of the magnetic length, $l = \sqrt{\hbar c/(eB)}$, the cyclotron frequency $\omega_c = eB/(m^*c)$, and the characteristic frequency, $\Omega = \sqrt{\omega_c^2 + 4\omega_0^2}$. The eigenstates $|\alpha\rangle$, with $\alpha = (M, n_r)$, of the Fock Darwin¹³ Hamiltonian H_0 are used as a mathematical basis in which the eigenstates of H , $|\alpha\rangle$, are expanded in, and in which (1) is transformed into a matrix eigenvalue equation. No restriction is put on the angular symmetry of the system. A suitable truncation of the basis $\{|\alpha\rangle\}$, that can be varied to improve the accuracy, leads to a numerically tractable eigenvalue problem.

At $t = t_0$ the quantum ring is radiated by a short THz pulse making the Hamiltonian of the system time-dependent, $H(t) = H + W(t)$, with

$$W(t) = V_t r^{|N_p|} \cos(N_p \phi) \exp(-sr^2 - \Gamma t) \sin(\omega_1 t) \sin(\omega t) \theta(\pi - \omega_1 t), \quad (2)$$

where θ is the Heaviside step function. The parameters, s , ω_1 , ω , and N_p shall be explained below. Since the radiation is of arbitrary strength we resume to the task of solving the equation of motion for the density operator

$$i\hbar \frac{d}{dt} \rho(t) = [H + W(t), \rho(t)]. \quad (3)$$

The structure of this equation is inconvenient for numerical evaluation so we resort instead to the time-evolution operator T , defined by $\rho(t) = T(t)\rho_0 T^+(t)$, which has the simpler equation of motion

$$\begin{aligned} i\hbar \dot{T}(t) &= H(t)T(t) \\ -i\hbar \dot{T}^+(t) &= T^+(t)H(t). \end{aligned} \quad (4)$$

We discretize time and use the Crank-Nicholson algorithm for the time-integration with the initial condition, $T(0) = 1$. This is performed in the truncated Fock-Darwin basis $\{|\alpha\rangle\}$ for the corresponding matrix version of the Eqs. (4).

As a matter of convenience, we use the time-dependent orbital magnetization $\mathcal{M}_o(t)$ to quantify the AC and DC currents induced by $W(t)$. The magnetization operator $\mathbf{M}_o = (1/2c)\mathbf{r} \times \mathbf{j}$ together with the definition for the

current, $\mathbf{j} = -e\dot{\mathbf{r}} = (-ie/\hbar)[H(t), \mathbf{r}]$, give in terms of the density matrix in the Fock-Darwin basis $\{|\alpha\rangle\}$ the magnetization

$$\begin{aligned} \mathcal{M}_o(t) = & -\frac{e}{2c} \text{tr}\{(\mathbf{r} \times \dot{\mathbf{r}}) \cdot \hat{\mathbf{z}} \rho(t)\} = -\frac{ie}{2\hbar c} \sum_{\delta\tau\beta\gamma} \rho_{\tau\delta}(t) \\ & \{\langle\delta|x|\beta\rangle(\langle\beta|H(t)|\gamma\rangle\langle\gamma|y|\tau\rangle - \langle\beta|y|\gamma\rangle\langle\gamma|H(t)|\tau\rangle) \\ & - \langle\delta|y|\beta\rangle(\langle\beta|H(t)|\gamma\rangle\langle\gamma|x|\tau\rangle - \langle\beta|x|\gamma\rangle\langle\gamma|H(t)|\tau\rangle)\} \end{aligned} \quad (5)$$

In this communication, for reasons of clarity and space, we only report on results for non-interacting electrons. The inclusion of the Coulomb interaction in a LSDA (Local Spin-Density Approximation) manner only changes the results here quantitatively, and shall be reported elsewhere. It should though be stated here, since it is also relevant to the noninteracting model, that the accuracy and the fine-tuning of the LSDA model have been tested for the ground state with comparison to the exact results calculated for a circular parabolically confined quantum dot,¹⁴ and in the time-evolution by convincing us that the model can reproduce the Kohn results for the absorption of a Far-infrared radiation.^{15,16}

In order to model a ring-shaped 2DEG with a number of electrons, $N = 1 - 13$, in a GaAs sample with vanishing electron density in its center we select the parameters, $\hbar\omega_0 = 3.37$ meV, $V_0 = 30$ meV, and $a^2\gamma = 1.0$ in the center part of the confinement potential V_c . We assume $g = 0.44$, and $m^* = 0.067m$. As this small effective mass enhances the orbital magnetization of the 2DEG with a factor of 14.9 with respect to the spin magnetization we shall ignore the latter here. Moreover, we are here merely using the orbital magnetization of the system as a measure of the persistent currents in it. For the radiation pulse (2) of just over 3 ps, we select $\Gamma = 2$ ps⁻¹. The envelope frequency corresponds to $\hbar\omega_1 = 0.658$ meV, and the base frequency is $\hbar\omega = 2.63$ meV. A conventional dipole radiation is described by $|N_p| = 1$ in Eq. (2), but we shall also consider here higher multipoles with $|N_p| = 2, 3$, or the monopole, $N_p = 0$, which could only be produced by specially patterned microwave antennae or gate fingers. For $N_p = 0$ we use $sa^2 = 1.0$, but otherwise $s = 0$. We use a basis set with $M^{\text{max}} = 12$, and $n_r^{\text{max}} \in [4, 8]$.

We integrate the equations for the time-evolution operator (4) for a time interval of 40 ps using an increment in the range of 0.002 - 0.01 ps and evaluate $\mathcal{M}_o(t)$ at each step. The Fourier transform of the time series in the interval 4 - 40 ps, when the external excitation has been turned off, yields information about the average magnetization in this interval, $\langle\mathcal{M}_o\rangle$, and the oscillations of the time-dependent part. The external pulse (2) always produces a radial force on the 2DEG starting radial oscillations of its density in the confining potential V_{conf} . For all the values of N_p considered here this oscillation is characterized by one or few narrow resonances close to 7 meV, even though the driving frequency was $\hbar\omega = 2.63$ meV. In an interacting system this frequency is modified by the Coulomb interaction. In Fig. 1 we show the equi-

librium density for 12 electrons in a ring together with the induced density at a later time for $N_p = 3$. On top

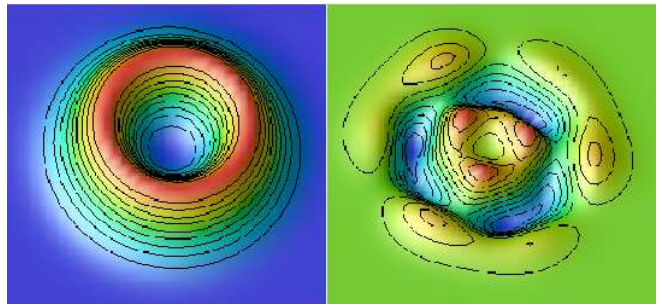


FIG. 1: The electron density (left), and the induced density (right) at some later point in time. $B = 0.6$ T, $|N_p| = 3$, $V_t a^{|N_p|} = 1.0$ meV, $N = 12$, and $T = 1$ K.

of the radial oscillation there is a clear angular oscillation visible in Fig. 1. The average magnetization $\langle\mathcal{M}_o\rangle$ after the excitation pulse has been turned off is *different* from the magnetization of the corresponding ground state $\mathcal{M}_o(0)$ as shown in Fig. 2. Moreover, pulse strength

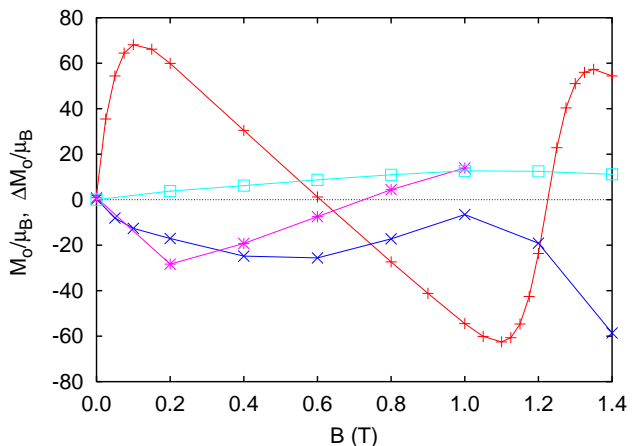


FIG. 2: The equilibrium magnetization $\mathcal{M}_o(0)$, (+), and the averaged time-dependent change in the magnetization $\Delta\mathcal{M}_o = \langle\mathcal{M}_o(t) - \mathcal{M}_o(0)\rangle$ after the radiation pulse has vanished for $|N_p| = 1$ (\square), $|N_p| = 2$ (*), and $|N_p| = 3$ (\times). For $|N_p| = 2$ and 3 $V_t a^{|N_p|} = 1.0$ meV, and for $|N_p| = 1$ $V_t a^{|N_p|} = 2.0$ meV. For $|N_p| = 1$, and $|N_p| = 2$ the curves have been magnified by a factor of 10. $N = 12$, $T = 1$ K, and other parameters are in text.

here is large enough to increase the average size of the system, just as has been observed in highly excited quantum dots.⁶ We are in the nonlinear regime of excitation and have nonadiabatically pumped energy into the system. As a result the 2DEG is now in an excited state with a different persistent current. This conclusion is supported by comparing the density matrix before and after the excitation.

We can neither generate a nonzero current this way at vanishing magnetic field, $B = 0$, nor with a pure radial excitation, $N_p = 0$ at a finite magnetic field. The reason for the $|N_p| = 3$ excitation to be more effective here than the $|N_p| = 2$ excitation is partly due to their different radial strength, and partly due to the stronger angular modulation for the $|N_p| = 3$ case. The $|N_p = 1|$ excitation is different in the sense that it also causes a large oscillation of the center of mass of the system, a dipole oscillation absent in the other cases. The change $V_t \rightarrow -V_t$ is ineffective since it can always be canceled, for symmetry reasons, by a fixed-angle rotation of the 2DEG, the numerical model also reproduces this result.

The current generated depends strongly on the number of electrons in the ring as can be seen by comparing the results for one electron in Fig. 3 to the ring with 12 electrons, Fig. 2. A certain parity effect can be observed in

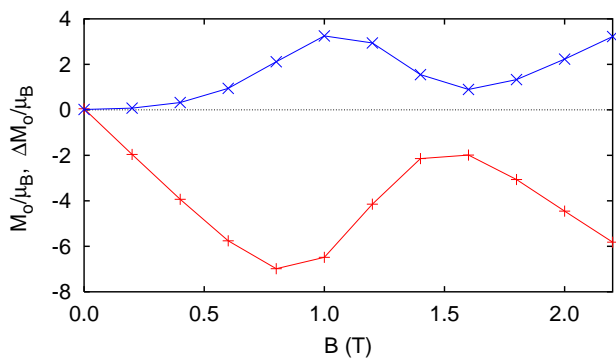


FIG. 3: The equilibrium magnetization $\mathcal{M}_o(0)$, (+), and the averaged time-dependent change in the magnetization $\Delta\mathcal{M}_o$ after the radiation pulse has vanished for $|N_p| = 3$ (x). $V_t a^{|N_p|} = 1.0$ meV, $N = 1$, and $T = 1$ K.

the sign of $\mathcal{M}_o(0)$, or the direction of the induced persistent current, see Fig. 4. The magnetization in the ground state $\mathcal{M}_o(0)$ assumes a maximum value for an even number of noninteracting electrons with spin and is much smaller for an odd number. This behavior can be understood in terms of the quasi periodicity of the energy spectrum for a low magnetic field, see Fig. 5(b). Each energy level is almost spin degenerate and, for example, the change from 6 to 8 electrons changes the system from diamagnetic to paramagnetic as can be guessed from the slope of the highest occupied level. In case of 7 electrons the 2DEG pertains both qualities resulting in a small net magnetization. The induced magnetization $\langle\mathcal{M}_o\rangle$, on the other hand is in antiphase with these oscillations. This can only be understood in terms of a changed character of the excited 2DEG. If the excitation is not too large then the system gains through it more of the character of the lowest unoccupied state, that fulfills the selection rule $|\Delta M| = |N_p|$. Thus, a still stronger excitation might be able to reverse this trend, as can be confirmed in Fig. 6, where an increase in the excitation strength changes the 2DEG from diamagnetic to paramagnetic.

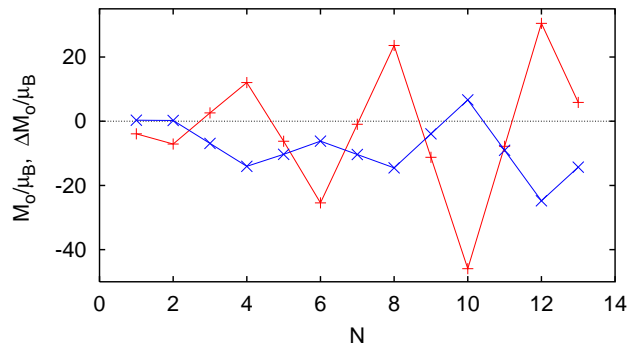


FIG. 4: The equilibrium magnetization $\mathcal{M}_o(0)$, (+), and the averaged time-dependent change in the magnetization $\Delta\mathcal{M}_o$ after the radiation pulse has vanished for $|N_p| = 3$ (x) as functions of the number of electrons N . $V_t a^{|N_p|} = 1.0$ meV, $B = 0.4$ T, and $T = 1$ K.

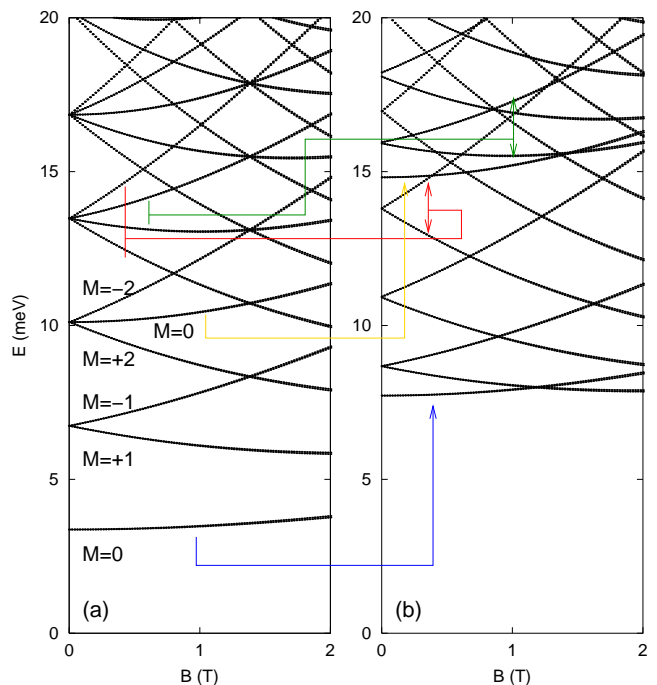


FIG. 5: The noninteracting single-electron energy spectrum for a quantum dot, $V_0 = 0$ meV (a), and a quantum ring with $V_0 = 30$ meV (b). Arrows connect some low energy states with the same values of angular quantum number M . $T = 1$ K, see other parameters in text.

By inspecting the diagonal elements of the ground state density matrix for the case of $N = 12$, and $B = 0.4$ T it can be seen that there is a strong overlap with the 5 basis states with $n_r = 0$, and $M = -2, -1, +1, +2, +3$ and a partial overlap with $(M, n_r) = (0, 0)$ and $(0, 1)$ reflecting the center potential hill in the system, that pushes the low lying $M = 0$ states to higher energy as can be seen in Fig. 5. With the center potential hill

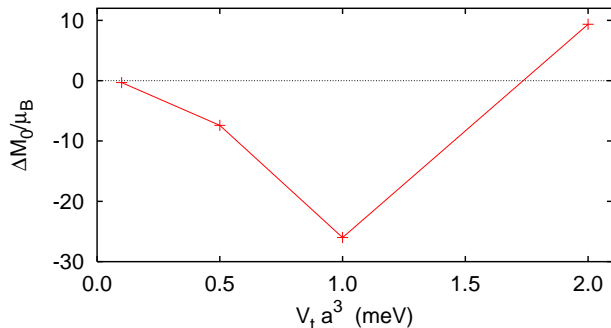


FIG. 6: The time-dependent change in the magnetization ΔM after the radiation pulse has vanished for $|N_p| = 3$ (+) as a function of the pulse strength V_t . $T = 1$ K.

present the states can not be assigned the radial quantum number n_r anymore. After the system has been excited with a $V_t a^3 = 1$ meV pulse the overlapping with the states $(3, 0)$, $(0, 0)$, $(0, 2)$, $(0, 1)$, and $(1, 1)$ continuously changes the most, reflecting a strong radial oscillation with a smaller angular mode. The excited state does thus include M -states in a different ratio causing a changed persistent current pattern. The occupation of still higher M -states needs still stronger excitation.

Although the change in the average persistent current is a general feature of the strong excitation described here, clearly the antiphase found in Fig. 4 is not a general feature of the system, but rather the relation between the \mathcal{M}_o and $\langle \mathcal{M}_o \rangle$ depends strongly on the relevant selection rule, $|\Delta M| = |N_p|$, and the energy spectrum, which depends strongly on the magnetic flux and is not simply periodic in the flux for a ring of finite width, see Fig. 5(b).

We have demonstrated here that the persistent current, or its manifestation in the time-dependent magnetization, of a quantum ring of a finite width can be controlled by a strong external excitation pulse by inflicting a nonadiabatic change upon the many-electron state of

the system. This current generation or change in the persistent current can thus not be described by a linear response theory. Due to the fast response of the system, at the level of excitation applied here, the change in its state occurs almost entirely during the time the excitation pulse is applied to the 2DEG. The average magnetization $\langle \mathcal{M}_o \rangle$, describing the new persistent current in the system is evaluated after these switch-on effects have died down. Eventually the energy pumped into the system by the excitation pulse will dissipate. We make no attempts to describe the dissipation process and various possible channels thereof in the present model, but anticipate the lifetime of the excited state - the collective mode - to be long enough to allow for several cycles of oscillations before at least the energy is carried away by electromagnetic radiation.

We have tested the results communicated here within a Density-Functional Theory approach using the LSDA and found similar qualitative results for the limited values of the system parameters tested. It should be emphasized that the neglect of the Coulomb interaction here is done consistently in the ground and the excited state by integrating directly the equation of motion, something that is not easy to perform within a linear response theory without risking a violation of some conservation laws.

Acknowledgments

The research was partly funded by the Icelandic Natural Science Foundation, the University of Iceland Research Fund, the National Science Council of Taiwan under Grant No. 91-2119-M-007-004, and the National Center for Theoretical Sciences, Tsing Hua University, Hsinchu Taiwan. VG acknowledges instructive discussions with Llorens Serra and a beneficial exchange of programming ideas with Ingibjörg Magnúsdóttir and Gabriel Vasile.

* Permanent address: Science Institute, University of Iceland, Dunhaga 3, IS-107 Reykjavik, Iceland

¹ R. G. Mani, J. H. Smet, K. von Klitzing, V. Narayana-murti, W. B. Johnson, and V. Umansky, *Nature* **420**, 646 (2002).

² C. S. Tang and C. S. Chu, *Solid State Commun.* **120**, 353 (2001).

³ M. V. Moskalets, *Physica E* **8**, 349 (2000).

⁴ M. Moskalets and B. Buettiker, *Cond-mat/0207258* (2002).

⁵ L. Serra, A. Puente, and E. Lipparini, *Phys. Rev. B* **60**, R13966 (1999).

⁶ A. Puente, L. Serra, and V. Gudmundsson, *Phys. Rev. B* **64**, 235324 (2001).

⁷ W.-C. Tan and J. C. Inkson, *Phys. Rev. B* **60**, 5626 (1999).

⁸ G. Vasile, V. Gudmundsson, and A. Manolescu, 15th International Conference on High Magnetic Fields in Semi-

conductor Physics, *cond-mat/0207361* (2002).

⁹ A. Lorke, R. J. Luyken, A. O. Govorov, J. P. Kotthaus, J. M. Garcia, and P. M. Petroff, *Phys. Rev. Lett.* **84**, 2223 (2000).

¹⁰ E. Zaremba, *Phys. Rev. B* **53**, R10512 (1996).

¹¹ A. Puente and L. Serra, *Phys. Rev. B* **63**, 125334 (2001).

¹² I. Magnúsdóttir and V. Gudmundsson, *Phys. Rev. B* **60**, 16591 (1999).

¹³ V. Fock, *Z. Phys.* **47**, 446 (1928).

¹⁴ D. Pfannkuche, V. Gudmundsson, and P. Maksym, *Phys. Rev. B* **47**, 2244 (1993).

¹⁵ P. A. Maksym and T. Chakraborty, *Phys. Rev. Lett.* **65**, 108 (1990).

¹⁶ V. Gudmundsson and R. Gerhardtts, *Phys. Rev. B* **43**, 12098 (1991).