

# GRIFFITH CRACKS IN THE MESOSCOPIC MICROCRACK THEORY

P. VÁN, C. PAPPENFUSS, W. MUSCHIK

**ABSTRACT.** The mesoscopic concept is applied to the description of microcracked brittle materials. The mesoscopic equations are solved in a special case when the microcracks are developing according to the Rice-Griffith evolution law. The evolution of the crack distribution function is investigated in case of simple loading conditions and for two different initial crack distribution functions. The time dependence of the average crack length is calculated, too.

## 1. INTRODUCTION

There are several different approaches for the description of the behavior of material with complex microstructure, e.g. granular media, liquid crystals or damaged solid materials. One of the basic approaches is the macroscopic one applying thermodynamic concepts and principles to describe the microstructure (e.g. internal thermodynamic variables). The other basic but different approach is the statistical one where the microstructure is considered as a statistical ensemble and the macroscopic variables are calculated from the interactions between the microstructural elements using the principles of statistical mechanics. Modelling the microstructure tests the limits of applicability of both theories and therefore the basic principles of our understanding regarding the material behavior.

The microscopic elements of statistical cracking phenomena are the single cracks. The form and validity of single crack evolution equations is an important problem in statistical microcracking. Beyond the well known classical results (see e.g. [1, 2]) there are new and promising approaches and investigations in this field that should be considered. Langer and his coworkers [3, 4, 5] gave a microscopic background of the internal variable approach of plasticity [6]. Using molecular dynamic simulations they found some good microscopic candidates of the internal variables. Based on these observations a so called *shear deformation zone* (STZ) model was established, suggesting a dynamical equation of these internal variables, including also special unilateral requirements. Several inconsistencies of classical single crack models can be explained using this approach. An other interesting approach to single crack phenomena considers cracking as a kind of nucleation problem, where elastic and conservation effects are included in the nonlocal (coarse grained) phase field model [7, 8], or the elastic effects are included into a more direct nucleation approach [9, 10, 11]. Both STZ and the phase field approaches can be considered as phenomenological thermodynamic theories.

On the other hand, partially independently of the previous considerations microcracking is treated also from a statistical point of view. There are two competing models in this respect. Sornette and his coworkers considers cracking as a critical

---

*Date:* February 7, 2020.

phenomena where rupture is a critical point. Their approach is supported by scaling observations and also by numerical simulations (see [12, 13] and the references therein). Other observations and simulations suggest that the rupture of the material is better considered as a first order phase transitions and the cracking as spinodal nucleation [14]. The previously mentioned nucleation models considerations based on nucleation models scaling observations partially supports that approach. From the point of view of nonequilibrium thermodynamics the background of both the statistical and single crack models is the violation of thermodynamic stability in the nonequilibrium state space. This observation alone can unify several classical failure and fracture criteria and explain experimental observations [15, 16].

However, between pure phenomenological and the statistical approaches there is an independent family of theoretical descriptions that we can call *hyper-continuum theories*. In these theories the physical quantities are not simple macroscopic fields given on the appropriate space-time (classical, special or general relativistic), but one assumes that in addition to the space-time variables they depend also on some mesoscopic variables characterizing the microstructure of materials. These theories have almost as long history as the traditional macroscopic and microscopic ones. At the beginning they were used to model rotating internal particles in microcrystalline materials (see the basic works of the Cosserat brothers and Mindlin [17, 18]), nowadays generalized continua are used to model e.g. granular media [19] but one can meet hyper-continuum in general relativity, too [20] (see also [21] and the references therein).

Hyper-continuum theories represent models of the material where one can get information from below the macroscopic but above the microscopic level. That gives the basic motivation and modelling idea to the so called mesoscopic theory, that uses both macroscopic, continuum and microscopic, statistical concepts constructing the basic equations of motion for the hyper-continuum. This approach was successfully applied for the description of liquid crystals (see [22] and the references therein).

Recently a mesoscopic theory was suggested for a special class of damaged materials, for microcracked brittle solid media [23]. In this paper we will see, that considering the peculiar properties of microcracking simplifies the mesoscopic equations well enough to make them solvable with relatively little effort. This simplification results in a generalized Coquille equation that we will solve considering a simple evolution equation for the microcracks in case of two different initial crack distribution functions. The explicit expression of the microcrack distribution function makes possible to investigate the relevance of some damage parameter and its respective evolution equation.

## 2. BASIC CONCEPTS OF MESOSCOPIC MICROCRACKING

In this section we give a short summary of the mesoscopic microcrack theory and the related equations governing the development of crack distribution function. For a more detailed treatment we refer to [23].

In a mesoscopic theory of a microcracked continuum our quantities are interpreted on the *directional space* that includes the  $\mathbf{l}$  length of the microcracks and the  $\mathbf{x}, t$  space-time coordinates. The cracks are considered as penny shaped surfaces with area  $\pi l^2$  and orientation  $\mathbf{n}$ . These two quantities characterizing the crack are put together as a vector  $\mathbf{l} = l\mathbf{n}$ , where  $l$  is the crack radius. The microstructure consists of this surface vector of the cracks. This vector is an axial one, that we do not

consider as an antisymmetric tensor but for the sake of convenience we use normal polar vectors with a symmetry requirement on their number density function:

$$N(\mathbf{l}, \mathbf{x}, t) = N(-\mathbf{l}, \mathbf{x}, t).$$

The basic equations of the mesoscopic theory are the mesoscopic balances of the fundamental physical quantities. Due to the enlarged configurational space, the mesoscopic velocities and the mesoscopic material current densities have six components and can be decomposed into a 'normal' part (with respect to the position variable) and a 'mesoscopic' or 'directional' part. The macroscopic number density of microcracks of any size and orientation at position  $\mathbf{x}$  and time  $t$   $\bar{N}$  can be introduced with an integration over the directional part of the mesoscopic space [24]:  $\bar{N}(\mathbf{x}, t) := \langle N(\mathbf{l}, \mathbf{x}, t) \rangle := \frac{1}{2} \int_{\mathbb{R}^3} N(\mathbf{l}, \mathbf{x}, t) dV_l$ . Now the balance of the mesoscopic number density can be written as:

$$(1) \quad \frac{\partial N}{\partial t} + \nabla \cdot (N\mathbf{v}) + \nabla_l \cdot (N\mathbf{v}_l) = \sigma_n.$$

Here  $\mathbf{v}$  is the space part of the mesoscopic velocity and  $\mathbf{v}_l$  is the 'directional' part.  $\nabla_l$  denotes a derivation according to the variable  $\mathbf{l}$  and the  $\cdot$  dot stands for the divergence,  $\sigma_n$  characterizes the creation and healing of microcracks.

We introduce a distribution function  $f$  as the probability density of a crack having a particular length and orientation as follows

$$(2) \quad f(l, \mathbf{n}, \mathbf{x}, t) = \frac{N(l, \mathbf{n}, \mathbf{x}, t)}{\bar{N}(\mathbf{x}, t)}$$

From the mesoscopic balance of number density follows the equation determining the time development of the crack distribution function:

$$(3) \quad \frac{\partial f}{\partial t} + \nabla \cdot (f\mathbf{v}) + \nabla_l \cdot (f\mathbf{v}_l) = \frac{-f}{\bar{N}} \left( \frac{\partial}{\partial t} + \mathbf{v} \cdot \nabla_x \right) \bar{N} + \sigma_n$$

In addition we have balance equations for the mesoscopic densities of all other extensive quantities e.g. one can give the mesoscopic balances of mass, momentum, angular momentum and energy [25]. The macroscopic balances can be introduced with averaging the corresponding physical quantities over the additional, enlarged part of their domain, using the previously introduced directional probability distribution function.

### 3. SOLUTION OF THE MESOSCOPIC EQUATIONS

There are essentially two methods to gain information from the basic equations of the mesoscopic theory. The first one, that was used mainly for liquid crystals, is to calculate a moment series expansion of the equations. Using this expansion we can introduce a hierarchy of macroscopic internal variables together with their evolution equations. This can be useful also in our special case, the nature of macroscopic damage parameters and the properties of their evolution equations is an old and strongly discussed problem in continuum damage mechanics. However, now we will prefer an other method: we will solve the mesoscopic equations in simple cases to get direct information how the distribution function of microcracks evolves in time.

The system of mesoscopic balance equations given in the previous section is too general for most of the practical problems and materials in damage mechanics. In case of brittle (rock or ceramic) material the following simplifications are suitable

- (1) The base material does not have an internal spin, that is a crack does not rotate independently from the base material.
- (2) There are no couple forces ( $\mathbf{g} = 0$ ) and couple stresses ( $\mathbf{\Pi} = 0$ ).
- (3) There are no external body forces ( $\mathbf{f} = 0$ ),
- (4) The material is in (local) mechanical equilibrium ( $\dot{\mathbf{v}} = 0$ ).
- (5) The velocity does not depend on the crack size and orientation, that means it is equal to the barycentric velocity ( $\mathbf{v}(\mathbf{l}, x, t) = \bar{\mathbf{v}}(x, t)$ ).
- (6) There is no crack source, i.e. the number of cracks is constant in time. In the progress of damage cracks enlarge, but there is no creation of cracks.

All the previous assumptions seem to be reasonable in case of solid materials. Considering these assumptions we find that the balance of moment of momentum is trivial, the balance of momentum simplifies to the condition of mechanical equilibrium:

$$\nabla \cdot \mathbf{t} = 0,$$

moreover at present we are not interested in the changes of the mass density and the produced energy during cracking, we will concentrate on the evolution of the crack distribution function.

As a result of the last two conditions and the incompressibility of the material there is no source term in the differential equation for the crack distribution function (3) and in case of a zero material velocity (solids) we can get the following simple equation:

$$(4) \quad \frac{\partial f}{\partial t} + \nabla_l \cdot (f \mathbf{v}_l) = 0.$$

Let us mention here that in this case the equation above has a direct interpretation. From a pure statistical mechanical point of view this is a continuity equation for the probability density of microcracks having the "microscopic" dynamical equation

$$\dot{\mathbf{i}} = \mathbf{v}_l(\mathbf{l}).$$

Here the point denotes the substantial (comoving) time derivative. However, the special form of the differential equation for the distribution function depends on the equation for the length change velocity. This expression can involve a dependence on orientations and lengths of surrounding cracks and also several other forms of crack interaction. The equation (4) is a generalized form of the classical reversible Liouville equation of statistical mechanics, determining the dynamics of the distribution function  $f$  with the help of a known deterministic (!) microscopic dynamics [26]. From this observation it is clearly seen, that in the simplest non-interacting, reversible case the mesoscopic theory is fully compatible with the basic statistical theories and continuum theories, too.

#### 4. RICE-GRIFFITH DYNAMICS

As an example we will use one of the simplest, but well known dynamics that was given by Rice from general thermodynamic considerations giving an irreversible thermodynamic background to the energetic considerations of Griffith [27, 28]. The condition is derived for a single crack under uniform tensile loading parallel to the direction of the crack surface normal. The main assumption in the construction of

the dynamics is that the Gibbs potential depends not only on the stress but also on the crack length in the following way

$$(5) \quad G(\sigma, l) = \alpha l - \frac{\beta}{2} \sigma^2 l^2 - \frac{\gamma}{2} \sigma^2.$$

Here  $\alpha, \beta$  and  $\gamma$  are well know material constants,  $l$  is the length of the crack and  $\sigma$  is the tensile stress parallel to the crack normal. Let us remark here that similar conditions can be given in case of compressive stresses with modified material parameters (a compressive stress can result in a tensile force on a crack surface for certain crack orientations). The first term in (5) is usually interpreted a surface energy of the crack, the second as the extra elastic energy of the surrounding continuum and the last one is the pure elastic term in this simple case. From this Gibbs potential we can derive the entropy production due to the crack extension in case of isothermal conditions

$$\sigma_s = \left( \frac{\partial^2 G}{\partial \sigma^2} \right)^{-1} \left( \frac{\partial G}{\partial \sigma} - \epsilon \right) \dot{\epsilon} - \frac{\partial G}{\partial l} \dot{l}.$$

It is easy to identify thermodynamic forces and currents in the expression. Moreover, we are interested in only the crack propagation effects, therefore we will suppose that during the propagation of the crack the material is in mechanical equilibrium, because the crack propagation is considerably slower than the deformation process. We conclude, that

$$\epsilon = -\frac{\partial G}{\partial \sigma} = (\gamma + \beta l^2) \sigma,$$

and we arrive to the next crack evolution law of crack propagation

$$\dot{l} = -L \frac{\partial G}{\partial l} = -\alpha' + \beta' l \sigma^2.$$

Here  $L$  is a positive kinetic coefficient (according to the second law) and  $\alpha' = L\alpha$ ,  $\beta' = L\beta$ . The equilibrium solution of this equation gives the celebrated Griffith condition [27]. After simple stability considerations one can see easily that the cracks start to grow if the right hand side of the above differential equation is positive (at least if we are investigating brittle rocks under room temperature) expressing the unilateral nature of crack propagation. If the healing of the cracks is excluded, then the above evolution law can be written more exactly as

$$(6) \quad \dot{l} = \begin{cases} -\alpha' + \beta' l \sigma^2 & \text{if } \alpha' \leq \beta' l \sigma^2 \\ 0 & \text{otherwise} \end{cases}$$

This evolution equation will be a core for the mesoscopic dynamical investigation resulting in an explicit expression for the mesoscopic velocity. The above unilateral dynamics will be called as Rice-Griffith dynamics.

Let us remark here that there is much more information that can be gained from these thermodynamic considerations. For example as a condition of thermodynamic stability we get an upper limit for the crack length ( $\frac{\gamma^2}{3\beta} > l^2$ ) that one cannot read from the single (6) evolution equation without considering the mechanical interaction. The role of thermodynamic stability in the failure of real materials is investigated in more detail in [15, 16, 29], where it is shown that localization and critical damage can be considered as the loss thermodynamic stability,

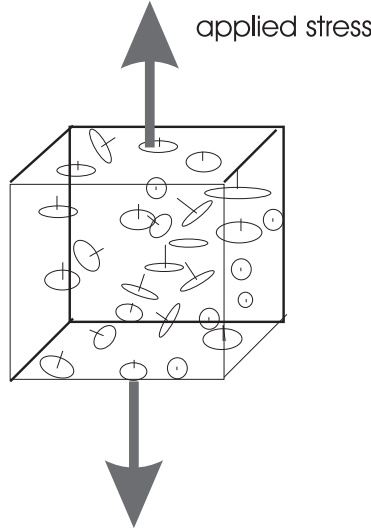


FIGURE 1. The sample

and some empirical failure criteria (like Griffith) can be understood well from a thermodynamic point of view.

## 5. SOLUTIONS OF THE LIOUVILLE-APPROXIMATION

Let us consider now a sample with uniaxial loading as one can see in figure 1. The mesoscopic variable in a given frame can be decomposed into the crack length and the crack orientation  $\mathbf{l} = (l, \Theta)$ . Similarly the mesoscopic velocity can be decomposed into a length change part and an orientation change part, as  $\mathbf{v}_l = (v_l, \omega)$ . According to our assumptions the cracks cannot move independently of the surrounding continuum, therefore the orientational change velocity is zero ( $\omega = 0$ ). Here we will investigate tensile loading conditions, when the crack surface normals are parallel to the applied loading [30]. Due to our simplifications and to the considered loading conditions the role of crack orientation changes can be neglected in the development of the different order parameters [31].

**5.1. Uniaxial loading, constant loading rate, zero lateral stress.** In the following will investigate constant loading rate conditions  $\sigma = v_\sigma t$ ,  $v_\sigma = \text{const.}$  common in standard failure tests. Considering all of our assumptions regarding the cracks we can conclude that the crack density distribution depends only on time and the length of the cracks. The evolution equation (4) in spherical coordinates and in the mesoscopic space is the following

$$(7) \quad \frac{\partial f}{\partial t}(t, l) = \frac{1}{l^2} \frac{\partial l^2 v_l(l, t) f(t, l)}{\partial l},$$

where the mesoscopic speed, the crack length change velocity  $v_l$  is given by the help of the right hand side of the equation (6), that is  $v_l = \dot{l}$ .

Easy to check that the general solution of the first order partial differential equation (7) with the microscopic dynamics (6) is the following

$$f(l, t) = \begin{cases} l^{-2} e^{-\frac{\beta' v_\sigma^2}{3} t^3} F \left( l e^{-\frac{\beta' v_\sigma^2}{3} t^3} + \frac{\alpha'}{(9\beta' v_\sigma^2)^{1/3}} \Gamma(1/3, 0, \frac{\beta' v_\sigma^2}{3} t^3) \right) & \text{if } \alpha' \leq \beta' v_\sigma^2 l t^2, \\ f(l, 0) & \text{otherwise.} \end{cases}$$

Here  $\Gamma$  is the Gamma function and  $F$  is an arbitrary function to be determined from the initial conditions. One can observe that there is no stationary solution of (7), but the crack distribution with a finite support does not change under a definite loading. A solution with arbitrary initial conditions cannot be given analytically because of the non-healing microcracks, the non differentiable right hand side of (6). As a consequence of this non-differentiability, the solutions of the partial differential equation can be splitted into two parts connected by a moving boundary. Smaller and smaller cracks start to grow arriving at the moving boundary. The arbitrary function  $F$  should be determined in such a way that the final distribution function will be continuous.

The solution of this equation is calculated numerically in case of two different initial length distribution function, First an exponential initial crack length distribution function was considered

$$f(l, 0) = l^{-2} \frac{e^{-\frac{l}{\delta}}}{\delta}.$$

You can see the solution with the parameter values  $\alpha' = 1$ ,  $\beta' v_\sigma^2 = 1$  and  $\delta = 1$  at different instants on figure 2. On the vertical axis the function  $l^2 f(l, t)$  is drawn (because  $f$  multiplied with the spherical weight has the direct probability interpretation). One can observe, that the breaking point of the initial exponential distribution moves to the left, according to Rice-Griffith dynamics.

On figure 3 we can observe the full time and crack length development of the distribution function. The projection of the thick pointed line, where the surface is broken, onto the  $l - t$  plane gives the Griffith condition, considering the time dependence of stress. The other lines show the distribution function at the instants on figure 2.

As a more realistic example, that considers an upper limit of the possible crack lengths we treat a bounded uniform initial crack distribution function, too:

$$f(l, 0) = \begin{cases} \frac{l^{-2}}{l_c} & \text{if } l < l_c \\ 0 & \text{otherwise.} \end{cases}$$

On figure 4 one can see the crack length distribution in different instants. Figure 5 shows together the time and length dependence. The pointed line and its projection onto the  $l - t$  plane is the Griffith condition, that is more apparent on the backward view. The thin lines are the crack distribution functions at the same instants as on figure 4.

Here the resulted solution is discontinuous, due to the discontinuous initial condition. The initial discontinuity, the largest cracks, move to larger crack sizes with increasing time.

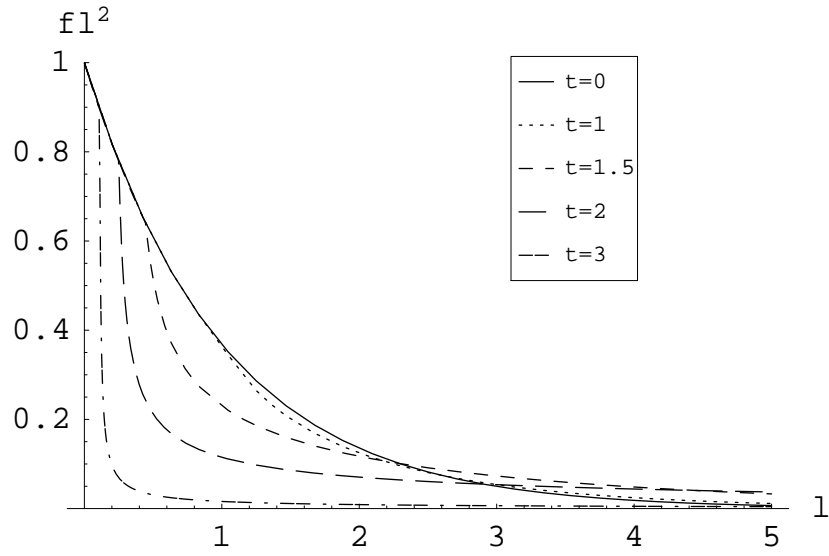


FIGURE 2. The crack length distribution function at different instants. Exponential initial condition.

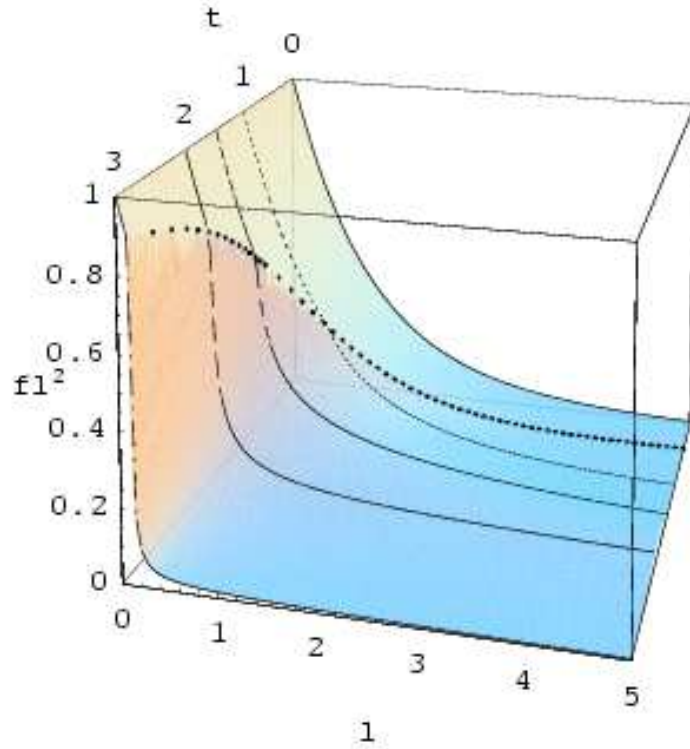


FIGURE 3. The time development of the crack length probability distribution. Exponential initial condition.



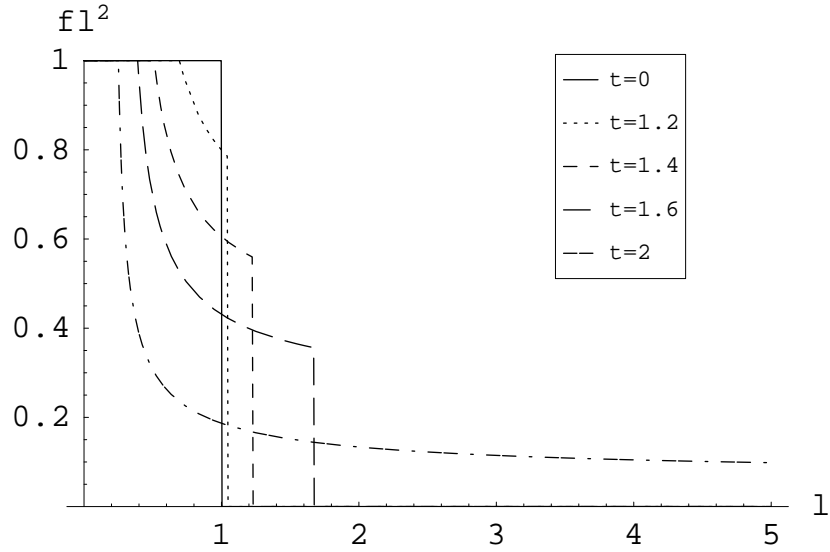


FIGURE 4. The crack length distribution function at different instants. Stepwise initial condition.

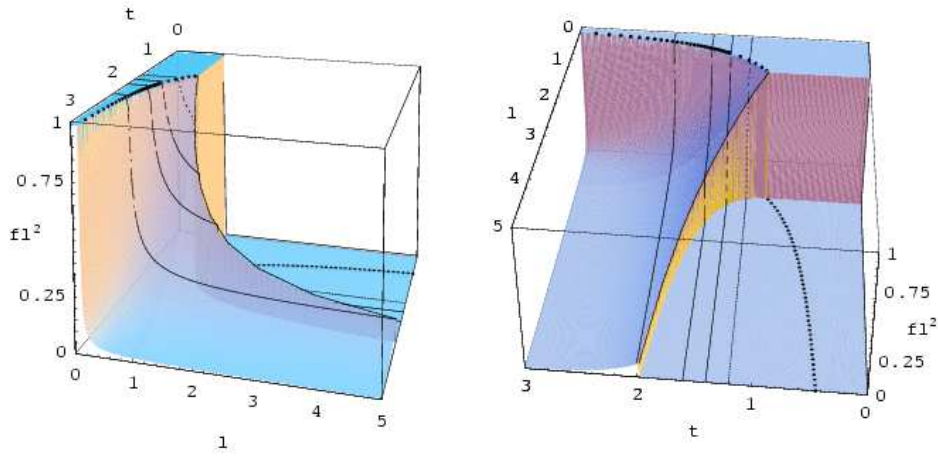


FIGURE 5. Different views of the time development of the crack length probability distribution. Stepwise initial condition.

In [31] we suggest several possible macroscopic internal variables from a mesoscopic point of view. Different order and damage parameters were introduced and the possible advantages and disadvantages were discussed in detail. Here we will investigate one of the most remarkable candidates, the average crack length and calculate its time dependence in case of the treated two initial crack length distributions. The average crack length will be called in the following as *damage* and

defined as

$$D(t) = \int_0^\infty l^2 f(l, t) dl.$$

After calculating the time dependence of the damage (the dots on figure 6) we can observe two interesting facts.

- The time development is similar to the solution of the microscopic dynamic equation.
- The two damage-time curves are qualitatively different: in case of exponential distribution function the damage is increasing monotonously but for stepwise initial condition the damage starts to increase only after a short decreasing period.

Therefore we can investigate, whether the damage development is determined by a Rice-Griffith dynamical equation, but with the possibility of decreasing average crack length, a kind of pseudo-healing. That is, we suppose that the evolution equation that determines the damage dynamics is the following

$$(8) \quad \dot{D}(t) = -a + bt^2 D(t).$$

Some averaging calculations enforce the previous assumption, but the calculations can be made only numerically. Therefore we fitted the solutions of the above equation to determine the parameters of the damage dynamics and the dependence on the initial conditions. In both cases we considered the possibility, that the damage starts from the initial value determined from the initial crack distribution (dashed lines on figure 6) or the initial damage belongs to the parameters to be determined (continuous lines on figure 6). The results are summarized in the table.

	$t_0$	$D(t_0)$	$a$	$b$
Exponential	0	1	0.395	1
	0	1.2226	0.5681	1
Stepwise	1	1	1.6852	1
	1	1.0941	1.871	1

The parameters were determined by an asymptotic approximation method considering more and more sample points. We can observe that the  $\beta'$  parameter of the microscopic crack dynamics is the same as the analogous  $b$  in case of damage dynamics, however the  $\alpha'$  and  $a$  parameters (the "surface energy" times the dynamic coefficient) are different.  $\alpha'$  is smaller than the corresponding microscopic parameter for exponential initial crack distribution and larger for stepwise initial distribution. We can see the two damage development together on figure 6 with the solutions of the averaged macroscopic equations (with fitted initial conditions).

## 6. DISCUSSION AND FINAL REMARKS

In this paper the equations of mesoscopic microcracking were solved in case of simple cracking processes. We have seen that under reasonable assumptions the seemingly complex mesoscopic balances are reduced to a solvable first order partial differential equation giving a kind of Liouville-approximation of the mesoscopic theory. There we could get the mesoscopic velocities introducing some constitutive assumptions based on known single microcrack dynamics. The partial differential equation has an independent statistical physical interpretation and can be useful to

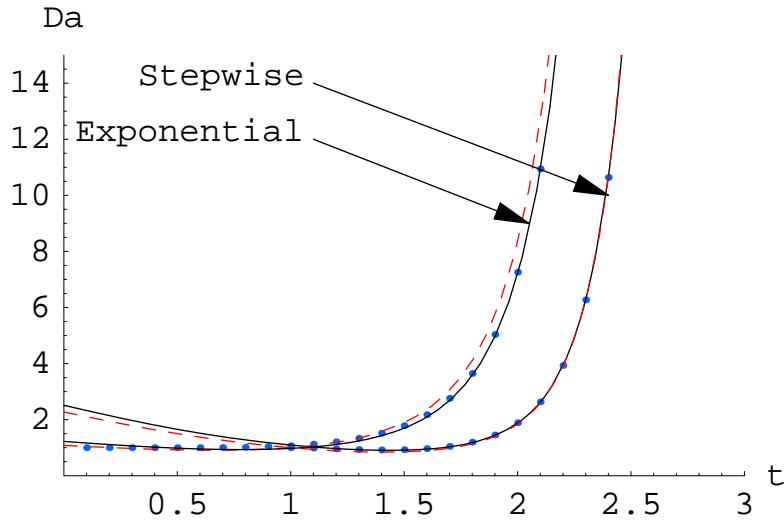


FIGURE 6. Time dependence of damage, in case of exponential and stepwise initial distribution.

describe the evolution of microstructure without the underlying mesoscopic theory, too. Moreover, it gives a sure basis of the internal variable calculations, giving particular interpretations of the different internal variables and clues regarding their dynamics, the changes of the elastic moduli or the stress distribution without any further physical assumptions.

The development of the average crack length was investigated in detail and we have got a macroscopic dynamics that was almost the same as for single cracks, with the remarkable property that the corresponding parameters of the damage evolution equation strongly depend on the initial crack distribution. Moreover, the statistical calculations resulted in a new qualitative phenomena: in case of a stepwise distribution function the average crack length was decreasing at the beginning, seemingly contradicting to the unilateral microdynamics of the microcracks. That calculations give some insight into the applicability of internal variable approaches in nonequilibrium situations. The unilateral microscopic conditions alone (without quenched noise) resulted in a macroscopic dynamics of the damage (internal variables) that proved to be similar to the microscopic dynamics, but with parameters strongly depending on the initial crack distribution.

Our assumptions regarding the microscopic, single crack propagation evolution equations can be extended to more difficult cases, for example we can consider more general loading conditions, a microscopic dynamics with terminal crack velocity, too. Moreover, the assumed simple crack distribution can be extended for non parallel cracks preserving the relative simplicity of the calculations compared to more laborious micromechanical ones. In this sense we hope that our example can serve as a demonstration of the power and applicability of a fundamental material theory.

## 7. ACKNOWLEDGEMENTS

This research was supported by OTKA T034715 and T034603. Most of the figures and some calculations were prepared and done by Mathematica 4.2.

## REFERENCES

- [1] K. B. Broberg. *Cracks and Fracture*. Academic Press, New York-etc., 1999.
- [2] B. Lawn. *Fracture of brittle solids*. Cambridge University Press, Cambridge, 1993. 2nd edition.
- [3] M. L. Falk and J. S. Langer. Dynamics of viscoplastic deformation in amorphous solids. *Physical Review E*, 57(6):7192–7205, 1998.
- [4] A. E. Lobkovsky and J. S. Langer. Dynamic ductile to brittle transition in a one-dimensional model of viscoplasticity. *Physical Review E*, 58(2):1568–1576, 1998.
- [5] J. S. Langer. Viscoplasticity and the dynamics of brittle fracture. *Physical Review E*, 62(1):1351–1360, 2000.
- [6] J. R. Rice. Inelastic constitutive relations for solids: an internal-variable theory and its application to metal plasticity. *Journal of Mechanics and Physics of Solids*, 19:433–455, 1971.
- [7] A. Karma, D. A. Kessler, and H. Levine. Phase-field model of mode III dynamic fracture. *Physical Review Letters*, 87(4):045501(4), 2001.
- [8] L. O. Eastgate, J. P. Sethna, M. Rauscher, T. Cretegnny, C.-S. Chen, and C. R. Myers. Fracture in mode I using a conserved phase-field model. *Physical Review E*, 65:036117(10), 2002.
- [9] E. A. Brener, S. V. Iordanskii, and V. I. Marchenko. Elastic effects in the kinetics of a phase transition. *Physical Review Letters*, 82(7):1506–1509, 1999.
- [10] E. A. Brener, V. I. Marchenko, H. Müller-Krumbhaar, and R. Spatschek. Coarsening kinetics with elastic effects. *Physical Review Letters*, 84(21):4914–4917, 2000.
- [11] E. A. Brener, H. Müller-Krumbhaar, and R. Spatschek. Coarsening of cracks in a uniaxially strained solid. *Physical Review Letters*, 86(7):1291–1294, 2001.
- [12] S. Gluzman and D. Sornette. Self-consistent theory of rupture by progressive diffuse damage. *Physical Review E*, 63(6):066129(11), 2001.
- [13] J. V. Andersen, D. Sornette, and K. Leung. Tricritical behaviour in rupture induced by disorder. *Physical Review Letters*, 78(11):2140–2143, 1997.
- [14] S. Zapperi, P. Ray, H. E. Stanley, and A. Vespignani. Avalanches in breakdown and fracture processes. *Physical Review E*, 59(5):5049–5057, 1999.
- [15] P. Ván. Internal thermodynamic variables and the failure of microcracked materials. *Journal of Non-Equilibrium Thermodynamics*, 26(2):167–189, 2001.
- [16] P. Ván and B. Vásárhelyi. Second law of thermodynamics and the failure of rock materials. In J. P. Tinucci D. Elsworth and K. A. Heasley, editors, *Rock Mechanics in the National Interest VI*, pages 767–773, Lisse-Abingdon- Exton(PA)-Tokyo, 2001. Balkema Publishers. Proceedings of the 9th North American Rock Mechanics Symposium, Washington, USA, 2001.
- [17] E. Cosserat and Cosserat F. *Théorie des Corps Déformables*. Hermann and Fils, Paris, 1909.
- [18] R. D. Mindlin. Micro-structure in linear elasticity. *Archive of Rational Mechanics and Analysis*, 16:51–78, 1964.
- [19] S. Forest, F. Barbe, and G. Cailletaud. Cosserat modelling of size effects in the mechanical behaviour of polycrystals and multi-phase materials. *International Journal of Solids and Structures*, 37:7105–7126, 2000.
- [20] Y. N. Obukhov. On a model of an unconstrained hyperfluid. *Physics Letters A*, 210:163–167, 1996.
- [21] C. Eringen. *Microcontinuum Field Theories I. Foundations and Solids*. Springer-Verlag, Berlin-etc., 3th edition, 1999.
- [22] W. Muschik, C. Papenfuss, and H. Ehrentraut. A sketch of continuum thermodynamics. *Journal of Non-Newtonian Fluid Mechanics*, 96(1-2):255–290, 2001.
- [23] P. Ván, C. Papenfuss, and W. Muschik. Mesoscopic dynamics of microcracks. *Phys. Rev. E*, 62(5):6206–6215, 2000.
- [24] C. Papenfuss, P. Ván, and W. Muschik. Mesoscopic theory of microcrack dynamics. In *Solmech, 2000, Volume of Abstracts*, pages 305–306, 2000.

- [25] W. Muschik, C. Papenfuss, and H. Ehrentraut. A sketch of continuum thermodynamics. *Journal of Non-Newtonian Fluid Mechanics*, 96:255–290, 2001.
- [26] M. C. Mackey. *Time's Arrow: The Origins of Thermodynamic Behaviour*. Springer Verlag, New York, etc..., 1992.
- [27] A. A. Griffith. The theory of rupture. *Trans. First Intl. Cong. Appl. Mech. Delft*, pages 55–63, 1924.
- [28] J. R. Rice. Thermodynamics of the quasi-static growth of Griffith cracks. *Journal of Mechanics and Physics of Solids*, 26:61–78, 1978.
- [29] P. Ván. *Non-equilibrium Thermodynamics: Foundation and Applications*. PhD thesis, Budapest, November 2001. in Hungarian.
- [30] S. Nemat-Nasser and M. Hori. *Micromechanics: Overall Properties of Heterogeneous Materials*. North-Holland, Amsterdam, 1993.
- [31] C Papenfuss, P. Ván, and Muschik W. Mesoscopic microcracks. *in preparation*, 2002.

TECHNICAL UNIVERSITY OF BUDAPEST, DEPARTMENT OF CHEMICAL PHYSICS, 1521 BUDAPEST, BUDAFOKI ÚT 8

TECHNISCHE UNIVERSITÄT BERLIN, INSTITUT FÜR MECHANIK, INSTITUT FÜR THEORETISCHE PHYSIK, STRASSE DES 17. JUNI, 10623 BERLIN

*E-mail address:* vpet@phyndi.fke.bme.hu