

Anderson lattice in CeNiSi₂ intermediate valence compound

S. O. Hong, Y. S. Kwon *

*BK21 Physics Research Division and Institute of Basic Science, SungKyunKwan University,
Suwon 440-746, South Korea*

M. H. Jung

MST-NHMFL, Los Alamos National Laboratory, Los Alamos, New Mexico 87545

(October 27, 2018)

Abstract

We present experimental results of electrical resistivity, Hall coefficient, magnetic susceptibility, and specific heat for single crystals of Ce-based intervalent compound CeNiSi₂. The results show similar behaviors observed in Yb-based intervalent compounds and support recent theory of the Anderson lattice, in which the Fermi-liquid coherence is global over the whole lattice. There is a low-temperature scale $T_{coh} \sim 50$ K for the onset of Fermi-liquid coherence, in addition to a high-temperature scale $T_K^* \sim 150$ K for the Kondo-lattice condensation. Therefore, we conclude that two energy scales are generic in intermediate valence compounds based on Ce where the orbital degeneracy is smaller and where the size of the $4f$ orbital is larger than those based on Yb.

*To whom correspondence should be addressed. E-mail: yskwon@skku.ac.kr

The recently accepted picture of periodic intermediate valence (IV) and heavy fermion (HF) compounds is that, in addition to high-temperature Kondo singlet, Fermi-liquid coherent state sets in at low temperatures¹. There have been such examples of Yb-based IV compounds. In YbXCu_4 ($X=\text{Ag, Cd, In, Mg, Tl, Zn}$), there is a slow crossover from low-temperature Fermi-liquid regime to high-temperature local-moment regime, correlating with low conduction electron density background². Another relevant example is YbAl_3 , in which both the slow crossover and two energy scales are observed³. Current theoretical and experimental surveys support that these effects are well described by considering the Anderson lattice model in the limit of low conduction electron density^{2,3,4}.

In this paper, we report results for Ce-based IV compound CeNiSi_2 applicable to the Anderson lattice. There is a high-temperature scale $T_K^* \sim 150$ K, which is typical of IV compounds with Kondo temperature T_K greater than 500 K. A low-temperature scale in magnetic susceptibility, specific heat, and Hall effect is observed below $T_{coh} \sim 50$ K, which is the onset temperature of coherent Fermi-liquid T^2 behavior in the resistivity. We suggest that two energy scales are common for IV materials including Ce- and Yb-based compounds and that those are discussed in terms of the theory of the Anderson lattice, rather than the Anderson impurity model or the crystal field effect.

The single crystals were grown by the Czochralski method using a tetra-arc furnace. The electrical resistivity and Hall coefficient measurements were performed by a standard four-probe dc technique. The magnetic susceptibility was measured using a SQUID magnetometer and the specific heat was measured by an adiabatic dc method using a PPMS system. The data of LaNiSi_2 were used as a standard with no magnetic moment of $4f$ electrons.

Figure 1 shows the magnetic susceptibility $\chi(T)$, measured in a field of 0.1T parallel ($H \parallel b$) and perpendicular ($H \perp b$) to the b axis. Over all the temperature range, the in-plane susceptibility $\chi_{\perp b}(T)$ is much larger than the b -axis susceptibility $\chi_{\parallel b}(T)$, indicating the easy magnetization direction $\parallel b$. A broad maximum around 100K is a characteristic of valence fluctuating systems, as reported earlier⁵. The data can be fitted by

$\chi = N(2.54\mu_B)^2\nu(T)/3k_B(T + T_{sf})$ with the fractional occupation of Ce^{3+} and Ce^{4+} states given as $\nu(T) = 6/\{6 + \exp[E_{ex}/k_B(T + T_{sf})]\}$, where E_{ex} is the energy difference between Ce^{3+} and Ce^{4+} states and T_{sf} is an effective thermodynamic temperature⁶. This fit gives us $E_{ex}/k_B = 757.7$ K and $T_{sf} = 270.2$ K for $H \parallel b$, and $E_{ex}/k_B = 470.0$ K and $T_{sf} = 157.5$ K for $H \perp b$. From these parameters, the temperature dependence of the Ce valence can be calculated independently for both directions, which is shown in the insets. The valence is changed from mostly Ce^{3+} at high temperatures to mostly Ce^{4+} at low temperatures. The rapid rise at low temperatures below 30 K might originate from a small amount of free Ce^{3+} ions stabilized on lattice defects or a trace of some paramagnetic impurities, as often observed in other valence fluctuating systems⁷. However, since our samples are determined into a sufficiently high quality and measured into low-temperature anomalies at that temperature in the other properties, we believe that this low-temperature anomaly is intrinsic in $CeNiSi_2$ and is associated with the Fermi-liquid coherence.

The electrical resistivity $\rho(T)$ measured with the current parallel ($I \parallel b$) and perpendicular ($I \perp b$) to the b axis is illustrated in Fig. 2 for the whole temperature region and in the inset for the low temperature data in a T^2 scale. The b -axis resistivity $\rho_{\parallel b}(T)$ is much larger than the in-plane resistivity $\rho_{\perp b}(T)$, giving the ratio $\rho_{\parallel b}(T)/\rho_{\perp b}(T) \simeq 2$. There is a sharp drop below $T_K^* \sim 150$ K, indicating the onset of Kondo lattice ground states. Kondo lattices are characterized by a Fermi-liquid behavior below their Kondo temperatures. This Fermi-liquid state gives rise to a T^2 dependent resistivity. $\rho(T)$ of $CeNiSi_2$ exhibits such a T^2 behavior given by $\rho(T) = \rho_o + AT^2$ up to $T_{coh} \sim 50$ K with $A = 0.029 \mu\Omega cm/K^2$ and $\rho_o = 154.6 \mu\Omega cm$ for $I \parallel b$, and $A = 0.018 \mu\Omega cm/K^2$ and $\rho_o = 85.1 \mu\Omega cm$ for $I \perp b$.

The presence of the Fermi-liquid coherent state is also observed in the Hall coefficient $R_H(T)$. In Fig. 3, $R_H(T)$ shows a broad minimum around $T_K^* \sim 150$ K, which can be understood in a manner analogous to other Ce-based compounds with changes in the carrier density and skew scattering from the Ce 4f electrons⁸. Using a simple one-band model that allows for n -type carriers, we estimate the temperature dependence of electron density $n(T)$ from $R_H(T)$. As shown in the inset, $n(T)$ is less than 0.6 per formula unit. The high

temperature data of $n(T)$ is almost temperature independent, while $n(T)$ below $T_{coh} \sim 50$ K shows a rapid rise. This result suggests a possible change of the Fermi surface as a result of the Fermi-liquid coherence.

In Fig. 4, we plot the linear coefficient of magnetic contribution to the specific heat $C_m = C(\text{CeNiSi}_2) - C(\text{LaNiSi}_2)$. The high temperature anomaly at 70 K is associated with that observed in $\chi(T)$, as is typical of valence fluctuating systems. For CeNiSi_2 , the linear Sommerfeld coefficient is estimated to be $\gamma \simeq 57$ mJ/mol K². It is interesting that with varying the transition metals and the semimetallic elements (increasing the size of ions), the γ value is changed (enhanced) to 348 mJ/mol K² for CePdSi_2 ⁹ and then 1700 mJ/mol K² for CePtSi_2 ¹⁰, and to 108 mJ/mol K² for CeNiGe_2 ¹¹. This result could be attributed to a strong hybridization between the localized 4f electrons and the conduction electrons due to the increase in the density of states at the Fermi level, and to a weakening of the interatomic interactions due to both the increase of the interatomic distance and a change in the chemical nature. With further decreasing temperature below 20 T, C_m/T displays an upturn associated with the Fermi-liquid coherence. It is noteworthy that the magnetic entropy $S_m(T)$ shown in the inset is slowly changed with temperature. At 300 K, $S_m(T)$ is only 70

Our experimental results for CeNiSi_2 IV compound demonstrate two energy scales $T_K^* \sim 150$ K and $T_{coh} \sim 50$ K and slow crossover as well as low conduction electron density $n \sim 0.1 - 0.2$ per formula unit. These findings are well understood in a manner analogous to other Yb-based IV compounds such as YbXCu_4 and YbAl_3 , supporting the recent model of Anderson lattice. Therefore, we speculate that the presence of two energy scales are common even for Ce-based IV compounds in the limit of low conduction electron density.

REFERENCES

- ¹ S. Burdin, A. Georges, D. R. Grempel, Phys. Rev. Lett. **85** (2000) 1048.
- ² J. M. Lawrence, P. S. Riseborough, C. H. Booth, J. L. Sarrao, J. D. Thompson, R. Osborn, Phys. Rev. B **63** (2001) 05 4427.
- ³ A. L. Cornelius, J. M. Lawrence, T. Ebihara, P. S. Riseborough, C. H. Booth, M. F. Hundley, P. G. Pagliuso, J. L. Sarrao, J. D. Thompson, M. H. Jung, A. H. Lacerda, G. H. Kwei, Phys. Rev. Lett. **88** (2002) 11 7201.
- ⁴ A. J. Millis and P. A. Lee, Phys. Rev. B **35** (1987) 3394.
- ⁵ V. K. Pecharsky, K. A. Gschneider, Jr., and L. L. Miller, Phys. Rev. B **43** (1991) 10906.
- ⁶ B. C. Sales and D. K. Wollleben, Phys. Rev. Lett. **35** (1975) 1240.
- ⁷ B. Chevalier, P. Rogl, K. Hiebel, and J. Etourneau, J. Solid State Chem. **107** (1993) 327.
- ⁸ A. Fert and P. M. Levy, Phys. Rev. B **36** (1987) 1907.
- ⁹ J. J. Lu, C. Tien, L. Y. Jang, and C. S. Wur, Physica B **305** (2001) 105.
- ¹⁰ W. H. Lee, K. S. Kwan, P. Klavins, and R. N. Shelton, Phys. Rev. B **42** (1990) 6542.
- ¹¹ V. K. Pecharsky, K. A. Gschneidner, Jr., and C. L. Miller, Phys. Rev. B **43** (1991) 10906.

FIGURES

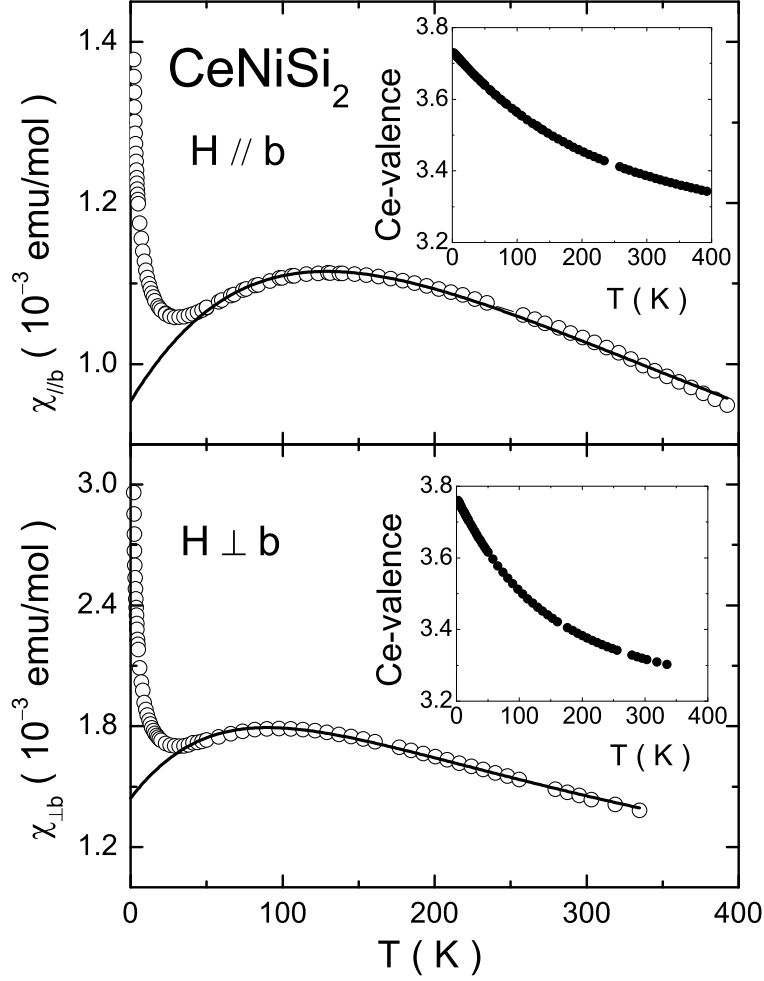


FIG. 1. Magnetic susceptibility $\chi(T)$ measured in a field of 0.1 T for $H // b$ and $H \perp b$. The solid lines represent the best fits obtained with the model (see text) for each direction. Insets: the valence of Ce ion determined from the fitted parameters given in the text.

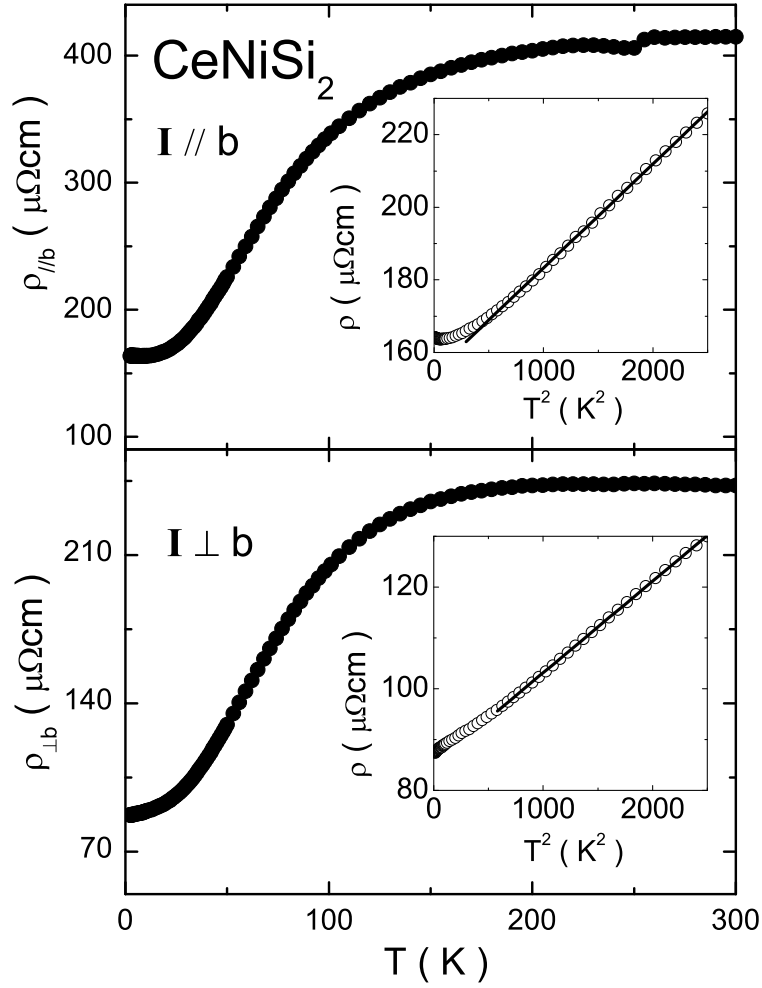


FIG. 2. Electrical resistivity $\rho(T)$ with the current $I \parallel b$ and $I \perp b$. Insets: $\rho(T)$ plotted in a T^2 scale. The solid lines show the Fermi-liquid T^2 behavior.

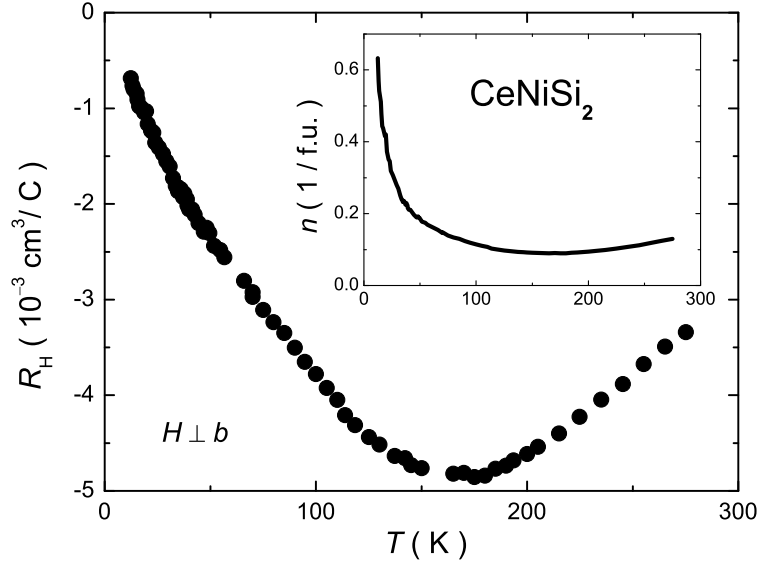


FIG. 3. Hall coefficient $R_H(T)$ measured in a field of 0.8 T for $H \perp b$. Inset: conduction electron density $n(T)$ estimated by using a simple one-band model.

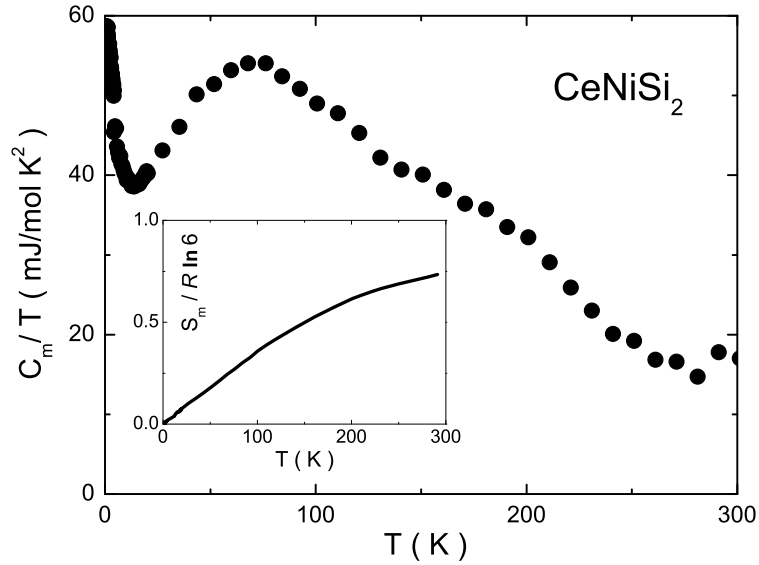


FIG. 4. Linear coefficient of magnetic contribution to the specific heat C_m/T . Inset: Magnetic entropy $S_m(T)$ normalized to the value of $R \ln 6$.