

Tomography of pairing symmetry from magnetotunneling spectroscopy — a case study for quasi-1D organic superconductors

Y. Tanuma¹, K. Kuroki², Y. Tanaka³, R. Arita⁴, S. Kashiwaya⁵, and H. Aoki⁴

¹Graduate School of Natural Science and Technology, Okayama University, Okayama 700-8530, Japan

²Department of Applied Physics and Chemistry, The University of Electro-Communications, Chofu, Tokyo 182-8585, Japan

³Department of Applied Physics, Nagoya University, Nagoya, 464-8603, Japan

⁴Department of Physics, University of Tokyo, Hongo, Tokyo 113-0033, Japan

⁵National Institute of Advanced Industrial Science and Technology, Tsukuba, 305-8568, Japan

(Dated: August 5, 2021)

We propose that anisotropic p -, d -, or f -wave pairing symmetries can be distinguished from a tunneling spectroscopy in the presence of magnetic fields, which is exemplified here for a model organic superconductor $(\text{TMTSF})_2X$. The shape of the Fermi surface (quasi-one-dimensional in this example) affects sensitively the pairing symmetry, which in turn affects the shape (U or V) of the gap along with the presence/absence of the zero-bias peak in the tunneling in a subtle manner. Yet, an application of a magnetic field enables us to identify the symmetry, which is interpreted as an effect of the Doppler shift in Andreev bound states.

One of the most fascinating features of unconventional superconductors with anisotropic pairing symmetries is that Andreev reflection at surfaces can occur in a variety of ways [1, 2]. Namely, at surfaces and interfaces, interference takes place between incident and reflected quasiparticles, which, when the pairing is anisotropic, experience opposite signs of the pair potential depending on the situation, since an anisotropic pairing dictates that the BCS gap function has to have node(s). The interference then becomes constructive, and we end up with the Andreev bound states (ABS) at the surface, which should be observed as a zero-bias conductance peak (ZBCP) in tunneling spectroscopy. This is recognized as a clear signature of an anisotropic pairing [3, 4, 5, 6]. The ZBCP is observed in various anisotropic superconductors such as the high- T_C cuprates [3, 7, 8, 9, 10], another oxide Sr_2RuO_4 [11, 12], and a heavy fermion system UBe_{13} [13]. In this context, it is intriguing to investigate whether the ZBCP can be observed in organic superconductors, another class of candidates for anisotropic pairing, such as Bechgaard salts $(\text{TMTSF})_2X$ ($X = \text{PF}_6, \text{ClO}_4, \text{etc.}$) [15, 16].

For $(\text{TMTSF})_2X$, a spin-triplet pairing has been suggested from an observation of a large H_{c2} [17] and an unchanged Knight shift across T_c [18]. Anisotropic pairing with nodes on the Fermi surface has been suggested from an NMR measurement [19], while a thermal conductivity measurement has reported the absence of nodes on the Fermi surface [20]. Theoretically, an anisotropic p -wave pairing in which the nodes of the pair potential can be made to avoid intersecting the (quasi-1D) Fermi surface has been proposed in an early stage [21, 22, 23]. The triplet pairing itself, however, is puzzling in an electron mechanism for superconductivity, since the usual wisdom dictates that a triplet pairing should be an outcome of ferromagnetic spin-fluctuation exchange, whereas the superconductivity lies right next to a $2k_F$ SDW in the pressure-temperature phase diagram for TMTSF [24]. —

naively, SDW spin fluctuations should favor spin-singlet d -wave-like pairing [25, 26, 27]. In order to solve this puzzle, three of the present authors have recently proposed [28] that the correct pairing may be a triplet f -wave, which can dominate over d - and p -waves if we introduce $2k_F$ CDW coexisting with the $2k_F$ SDW, and a magnetic anisotropy in spin fluctuations in this quasi-1D material.

Motivated from the above mentioned experimental as well as theoretical controversies, we ask ourselves: can we identify the pairing symmetry (p, d, f) from the tunneling spectroscopy in general, and from the ZBCP in particular?[14] Recently, it has been pointed out that these pairing symmetries in $(\text{TMTSF})_2X$ can be distinguished from the presence (for p and f) or absence (d) of the ABS on the surface [29]. Subsequently we have pointed out [30] that p and f can still be distinguished by looking at the shape of the gap in the surface density of states in which the zero-energy peak (ZEP) [31] resides [32].

In real materials, however, the question is what will happen for a general shape of the Fermi surface. In $(\text{TMTSF})_2X$, the warping of the quasi-1D Fermi surface is actually controlled by the ratio between the transfer within the chains and several types of transfers across the chains. So, if the tunneling spectrum is sensitive to the warping, identification of the pairing symmetry will be marred, so we will have to devise some *in situ* way of probing the symmetry from the tunneling spectroscopy. In the present study, we first show that the tunneling spectrum is in fact sensitive to the warping. This is due to the degradation of the symmetry in the Fermi surface against $k_a \rightarrow -k_a$ in k space, and the appearance/disappearance of the ZEP may even be inverted between d and f -waves by a small change in the hopping integral.

We then show that we can overcome this difficulty by applying a magnetic field as an *in situ* control. In a magnetic field screening current affects the ABS spectrum,

which is called the Doppler shift, and this can split the ZBCP [4, 8, 33, 34]. We find that ZBCP splits into two for d -wave, while it does not for p and f . The way in which the Doppler shift occurs reflects the shape of the Fermi surface, so the magnetotunneling spectrum provides a unique kind of tomography of the gap function symmetry on the Fermi surface.

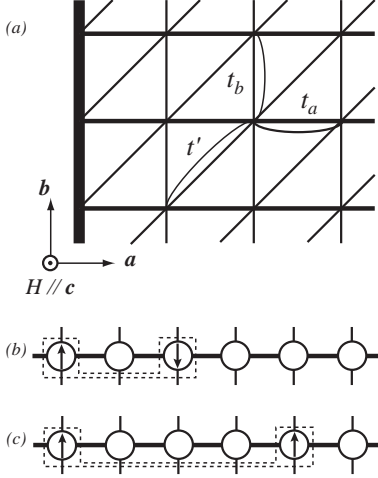


FIG. 1: (a) The hopping integrals and the surface normal to the a -axis are shown. Cooper pairs between sites separated by m_l lattice spacings are illustrated for (b) triplet p - or singlet d -wave ($m_p = m_d = 2$) and (c) triplet f -wave ($m_f = 4$).

Three of the present authors have derived in Ref. 28 plausible pairing symmetries by considering pairing interactions arising from spin and charge fluctuations. For discussing the tunneling spectroscopy for a given pairing symmetry, it is more convenient to start from the extended Hubbard model that incorporates effective attractions for the given pairing symmetry. So we have

$$\mathcal{H} = - \sum_{\langle i,j \rangle, \sigma} t_{ij} c_{i\sigma}^\dagger c_{j\sigma} - \sum_{i\sigma} \mu c_{i\sigma}^\dagger c_{i\sigma} - \frac{V}{2} \sum_{|i-j|=m_l, \sigma, \sigma'} c_{i\sigma}^\dagger c_{j\sigma'}^\dagger c_{j\sigma'} c_{i\sigma}, \quad (1)$$

where $c_{i\sigma}^\dagger$ creates a hole with spin $\sigma = \uparrow, \downarrow$ at site $i = (i_a, i_b)$. V is the effective attraction that is assumed to act on a pair of electrons when they are m_l lattice spacing apart (along a axis when the system is quasi-1D), where $m_l = 2(4)$ for $l = p, d(f)$ -wave pairing [see Fig. 1(b)(c)].

As for the lattice we take here an anisotropic ($t_b \ll t_a$) 2D system. To warp the shape of the Fermi surface we introduce a diagonal transfer t' , so the system is an anisotropic triangular lattice. The sample edge is assumed to be $\perp a$ axis. In what follows we vary $t' (\leq 0)$ in the range $0 \leq |t'/t_a| \leq 0.2$ with a fixed $t_b/t_a = 0.1$, which covers three typical shapes of the Fermi surface (Fig. 3). In actual (TMTSF) $_2X$ salts, $|t'|$ may be similar to or even

greater than t_b for some anion X at low temperatures [35, 36]. The chemical potential μ is set ($\mu = -1.41t_a$) to make the band quarter-filled as in TMTSF.

In the latter half of the paper we apply a magnetic field parallel to the c -axis ($\perp a, b$). Since the penetration depth $\lambda \geq 12000 \text{ \AA}$ [37] in (TMTSF) $_2X$ is much greater than the coherence length $\xi \sim 500 \text{ \AA}$ ($= 150a$) [37, 38], the vector potential can be taken to be $\mathbf{A} = (0, H\lambda, 0)$ [4]. Thus the quasiparticle momentum k_b in the b direction changes as $k'_b = k_b + H/(\pi\xi H_c)$, where $H_c = \phi_0/(\pi^2\xi\lambda)$ ($= 3.5 \times 10^{-3} \text{ T}$ for TMTSF) with $\phi_0 = h/(2e)$.

For the sample with an edge, a mean-field study is performed by introducing a site dependent pair potential. The symmetry of the pair potential is best represented with the \mathbf{d} vector as [39] $\Delta_{ij}^{\sigma\sigma'} = \sum_q^{0,x,y,z} i d_{ij}^q (\hat{\sigma}_q \cdot \hat{\sigma}_y)_{\sigma\sigma'}$ with $d_{ij}^q = \frac{V}{2} \sum_{\sigma, \sigma'} (\hat{\sigma}_q \cdot \hat{\sigma}_y)_{\sigma'\sigma} \langle c_{i\sigma} c_{j\sigma'} \rangle$, where $\hat{\sigma}_x, \hat{\sigma}_y, \hat{\sigma}_z$ are Pauli matrices and $\hat{\sigma}_0 = \mathbf{1}$. We consider only $d_{ij}^z (\equiv F_{ij}^p)$ with all the other $d_{ij}^q = d_{ij}^x = d_{ij}^y = 0$ for triplet p -wave state, $d^0 (\equiv F_{ij}^d)$ only for singlet d , and $d^y (\equiv F_{ij}^f)$ only for triplet f [28].

By solving the mean-field equation for a region with $N_L (= 10^3)$ sites in the a direction and one site in the b direction, we have obtained the eigenenergy E_ν . In terms of the eigenenergy E_ν and the wave functions u_i^ν, v_i^ν , the Bogoliubov-de Gennes equation for the surface with the magnetic field applied field parallel to the c -axis is given by

$$\sum_j \begin{pmatrix} H_{ij} & F_{ij}^l \\ F_{ij}^{l*} & -H_{ij}^* \end{pmatrix} \begin{pmatrix} u_j^\nu \\ v_j^\nu \end{pmatrix} = E_\nu \begin{pmatrix} u_i^\nu \\ v_i^\nu \end{pmatrix}, \quad (2)$$

with $H_{ij}(k_b) = -\sum_{\pm\hat{a}} [t_a \delta_{j, i\pm\hat{a}} + 2t_b \cos(k'_b a) \delta_{ij} + t' e^{\mp i k'_b a} \delta_{j, i\pm\hat{a}}] - \mu \delta_{ij}$.

The pair potential is determined self-consistently as

$$F_{ij}^l = -\frac{V}{2} \sum_{k_b, \nu} u_i^\nu v_j^{\nu*} \tanh \left[\frac{E_\nu(k_b)}{2k_B T} \right]. \quad (3)$$

The ABS is probed by the surface density of states calculated with the pair potential determined self-consistently. In order to compare our theory with scanning tunneling microscopy (STM) experiments, we assume that the STM tip is metallic with a constant density of states, and that the tunneling occurs only for the site nearest to the tip. This has been shown to be valid through the study of tunneling conductance of unconventional superconductors [3]. The tunneling conductance spectrum is then given at low temperatures by the normalized surface density of states [3],

$$\rho(E) = \frac{\int_{-\infty}^{\infty} d\omega \rho_S(\omega) \text{sech}^2 \left(\frac{\omega + E}{2k_B T} \right)}{\int_{-\infty}^{\infty} d\omega \rho_N(\omega) \text{sech}^2 \left(\frac{\omega - 2\Delta_l}{2k_B T} \right)}, \quad (4)$$

$$\rho_S(\omega) = \sum_{k_b, \nu} [|u_1^\nu|^2 \delta(\omega - E_\nu) + |v_1^\nu|^2 \delta(\omega + E_\nu)]. \quad (5)$$

Here $\rho_S(\omega)$ denotes the surface density of states for the superconducting state while $\rho_N(\omega)$ the bulk density of states in the normal state.

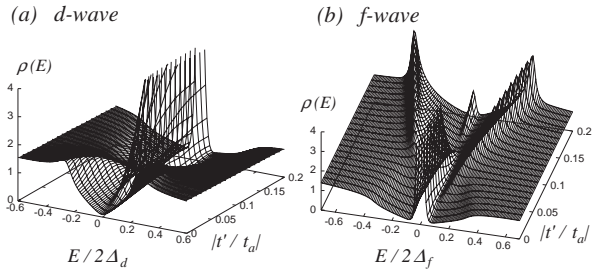


FIG. 2: The surface density of states at the surface normal to the a -axis in $H = 0$ for (a) d -wave and (b) f -wave.

Let us first examine the case of zero magnetic field. The shape of the gap in the surface density of states displayed in Fig. 2 is U-shaped for p -wave, while V-shaped for d and f . This is because the nodal lines (displayed in Fig. 3 by the dashed lines) in the pair potential intersect the Fermi surface for d and f , while they do not for p -wave, as noted in Ref. 30 for the case of $t' = 0$. If we turn to the ZEP, p and f -waves have peak [29, 30], which is due to the fact that incident and reflected quasiparticles normal to the surface feel opposite signs of the pair potential, which results in a formation of the ABS (whereas oblique incidence is required for d -wave). The situation does not change when t' is turned on because the nodes of the p -wave lies away from the Fermi surface, so the warping of the Fermi surface has little effect.

On the other hand, the situation is not so simple for d and f -waves, where the nodes of the pair potential intersect the Fermi surface. For $t' = 0$, the ZEP appears for f , and does not for d as mentioned in Refs. 29 and 30. This is because when the Fermi surface is symmetric against $k_a \leftrightarrow -k_a$, injected and reflected quasiparticles always feel opposite (same) signs of the pair potential for f (d)-wave [see Fig. 3(a)]. This time the situation does change when we turn on t' , which makes the Fermi surface asymmetric against $k_a \leftrightarrow -k_a$, so that some of the Andreev reflection [the blue area in Fig. 3(b), left panel] lead to ZEP also for d -wave as seen in Fig. 2. For $|t'/t_a| = 0.15$ in particular, the warping of the Fermi surface is such that injected and reflected quasiparticles mostly feel opposite (same) signs for d (f) [see Fig. 3(c)], so the situation for the ZEP is *inverted* as seen in Fig. 2. Consequently, the surface density of states for d - and f -wave pairings look similar (having V-shaped gap + ZEP) at around $|t'/t_a| \sim 0.1$, so that it should be difficult to distinguish the two by tunneling spectroscopy.

This is where the *in situ* control of the tunneling by magnetic field comes in. Namely, we now apply magnetic fields along the c -axis. In Fig. 4, we show the magnetic field dependence of the surface density of states for d and

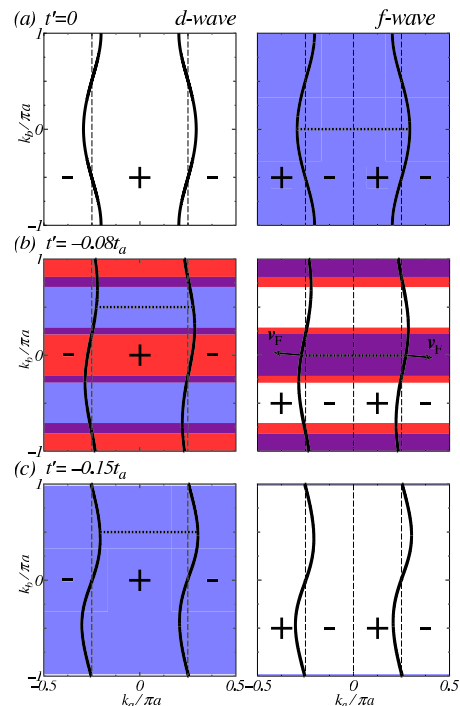


FIG. 3: Fermi surface fixed in $t_b/t_a = 0.1$: (a) $t' = 0$, (b) $t'/t_a = -0.08$, and (c) $t'/t_a = -0.15$. The d -wave and f -wave pair potential are shown in the left and the right panels, respectively. + and - denote the sign of the pair potential, and the dashed lines represent the nodal line. The blue areas indicate the region where the gap function has opposite signs at the ends of the dotted lines, so the states at the ends of the dotted lines correspond to injected and reflected states of the quasiparticles that lead to Andreev bound states and thus zero-bias peaks. In (b), the red areas indicate the region where v_{Fb} has opposite signs for injected and reflected states.

f -waves for $t' = -0.08t_a$. The ZEP for the d -wave is seen to *split* with the magnetic field, while that for f (or p ; not shown) does not. The magnitude of applied magnetic field here is $H < 30H_c$, where $30H_c$ roughly corresponds to $H_{c2}^c (\sim 0.1 \text{ T})$, i.e., the upper critical field parallel to c -axis, of $(\text{TMTSF})_2\text{PF}_6$ [17].

The result can be interpreted as follows. For d -wave, the ZEP is mainly formed by the quasiparticles having $k_b \sim \pi/2$, where $v_{Fb}(k_a)$ and $v_{Fb}(-k_a)$ have the same sign [see Fig. 3(b), left panel]. This situation is similar to those studied previously [4, 8, 33, 34], where the ZEP is strongly affected by the Doppler shift. Namely, the magnetic field gives in this case the injected and reflected quasiparticles additional phase shifts with the same sign, which degrades the constructive interference for the formation of ZEP. By contrast, for p and f -waves quasiparticles with $k_b = 0$ mainly contribute to the formation of the zero-energy states [1, 41]. For $k_b = 0$, $v_{Fb}(k_a)$ and $v_{Fb}(-k_a)$ have opposite signs regardless of the value of t' [see Fig. 3(b), right panel]. In such a

case, the magnetic field gives the injected and reflected quasiparticles additional phase shifts with *opposite* signs, which almost cancel out when added, so that the formation of ZEP is barely affected [42]. This is physically why we can distinguish *d* and *f*-waves through the appearance/disappearance of ZEP splitting in the presence of magnetic field.

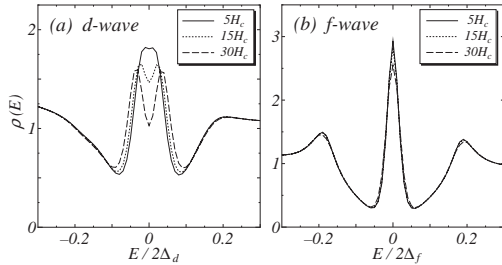


FIG. 4: The surface density of states normal to *a* axis for $|t'/t_a| = 0.08$ in the presence of the magnetic field for the (a) *d*-wave and (b) *f*-wave.

Although we have here exemplified the tunneling spectra for the quasi-1D model, the physics involved (i.e., the signs of the pair potential and the signs of v_F for the incident and reflected particles) is quite general, so that the principle for distinguishing various singlet and triplet pairing symmetries should apply for other, non-cubic (or non-tetragonal) systems.

Y.T. would like to thank K. Maki and K. Yamaji for pointing out the possible importance of the realistic shape of the Fermi surface. He also acknowledges a financial support of Japan Society for the Promotion of Science for Young Scientists. This work was in part supported by the Core Research for Evolutional Science and Technology (CREST) of the Japan Science and Technology Corporation. The computations were performed at the Supercomputer Center of Institute for Solid State Physics, and the Computer Center in the University of Tokyo.

[1] L.J. Buchholtz and G. Zwicknagl, Phys. Rev. B **23**, 5788 (1981).
 [2] C.R. Hu, Phys. Rev. Lett. **72**, 1526 (1994).
 [3] Y. Tanaka and S. Kashiwaya, Phys. Rev. Lett. **74**, 3451 (1995); S. Kashiwaya and Y. Tanaka, Rep. Prog. Phys. **63**, 1641 (2000); T. Löfwander, V. S. Shumeiko and G. Wendin, Supercond. Sci. Technol. **14**, R53 (2001).
 [4] M. Fogelström, D. Rainer, and J.A. Sauls, Phys. Rev. Lett. **79**, 281 (1997).
 [5] C. Honerkamp and M. Sigrist, J. Low Temp. Phys. **111**, 895 (1998).
 [6] M. Yamashiro, *et al.*, Phys. Rev. B **56**, 7847 (1997)
 [7] J. Geerk, X.X. Xi, and G. Linker, Z. Phys. B. **73**, 329 (1988).

[8] M. Covington, *et al.*, Phys. Rev. Lett. **79**, 277 (1997).
 [9] J.Y.T. Wei, *et al.*, Phys. Rev. Lett. **81**, 2542 (1998).
 [10] L. Alff, *et al.*, Phys. Rev. B **55**, (1997) R14757.
 [11] F. Laube, *et al.*, Phys. Rev. Lett. **84**, 1595 (2000).
 [12] Z.Q. Mao, *et al.*, Phys. Rev. Lett. **87**, 037003 (2001).
 [13] Ch. Wälti, *et al.*, Phys. Rev. Lett. **84**, 5616 (2000).
 [14] Tunneling experiment on (TMTSF)₂ClO₄ has recently been performed by T. Arai, *et al.*, to be published in Synthetic Metals.
 [15] D. Jérôme, *et al.*, J. Phys. Lett. (France) **41**, L92 (1980).
 [16] K. Bechgaard, *et al.*, Phys. Rev. Lett. **46**, 852 (1981).
 [17] I.J. Lee, *et al.*, Phys. Rev. Lett. **78**, 3555 (1997); Phys. Rev. B **62**, R14669 (2000).
 [18] I.J. Lee, *et al.*, Phys. Rev. Lett. **88**, 017004 (2002).
 [19] M. Takigawa, H. Yasuoka, and G. Saito, J. Phys. Soc. Jpn. **56**, 873 (1987).
 [20] S. Belin and K. Behnia, Phys. Rev. Lett. **79**, 2125 (1997).
 [21] A.A. Abrikosov, J. Low Temp. Phys. **53**, 359 (1983).
 [22] Y. Hasegawa and H. Fukuyama, J. Phys. Soc. Jpn. **56**, 877 (1987).
 [23] A.G. Lebed, Phys. Rev. B **59**, R721 (1999); A.G. Lebed, K. Machida, and M. Ozaki, *ibid.* **62**, R795 (2000).
 [24] R.L. Greene and E.M. Engler, Phys. Rev. Lett. **45**, 1587 (1980).
 [25] H. Shimahara, J. Phys. Soc. Jpn. **58**, 1735 (1989).
 [26] K. Kuroki and H. Aoki, Phys. Rev. B **60**, 3060 (1999).
 [27] H. Kino and H. Kontani, J. Low. Temp. Phys. **117**, 317 (1999).
 [28] K. Kuroki, R. Arita, and H. Aoki, Phys. Rev. B **63**, 094509 (2001).
 [29] K. Sengupta, *et al.*, Phys. Rev. B **63**, 144531 (2001).
 [30] Y. Tanuma, *et al.*, Phys. Rev. B **64**, 214510 (2001).
 [31] We use the term ZEP for the peak in the surface density of states to distinguish it from the conductance peak (ZBCP).
 [32] Quite recently, the *bulk* quasiparticle density of states of (TMTSF)₂X has been examined for various pairing symmetries in R.D. Ducan, R.W. Cerng and A.R. Sa de Melo, unpublished [cond-mat/0203570].
 [33] M. Aprili, E. Badica and L.H. Greene, Phys. Rev. Lett. **83**, 4630 (1999).
 [34] R. Krupke and G. Deutscher, Phys. Rev. Lett. **83**, 4634 (1999).
 [35] L. Ducasse, *et al.*, J. Phys. C **19**, 3805 (1986).
 [36] K. Yamaji, J. Phys. Soc. Jpn. **55**, 860 (1986).
 [37] L.P. Le, *et al.*, Phys. Rev. B **48**, 7284 (1993).
 [38] H. Yoshino, *et al.*, J. Phys. Soc. Jpn. **68**, 3142 (1999).
 [39] M. Sigrist and K. Ueda, Rev. Mod. Phys. **63**, 239 (1991).
 [40] Y. Tanaka, *et al.*, J. Phys. Soc. Jpn. **71**, 271 (2002).
 [41] Y. Tanaka, *et al.*, Phys. Rev. B **60**, 6308 (1999).
 [42] Y. Tanaka, *et al.*, unpublished.
 [43] For *d*-wave with further increase of $|t'|$, the imaginary part of the pair potential turns out to be significant near the surface due to a mixing of *p*-wave, which results in a broken time-reversal symmetry state, and makes the splitting of the ZEP much wider. However, we believe that the study of the symmetry mixing in the actual (TMTSF)₂X would require a model with *spin dependent* electron-electron interaction, so we have restricted ourselves to $|t'| \leq 0.08t_a$ in the presence of magnetic field, where the symmetry mixing is negligible.