

Superconductivity in quantum-dot superlattices composed of quantum wire networks

Takashi Kimura¹, Hiroyuki Tamura¹, Kazuhiko Kuroki², Kenji Shiraishi^{3,4},
Hideaki Takayanagi¹, and Ryotaro Arita⁵

¹*NTT Basic Research Laboratories, NTT Corporation, Atsugi 243-0198, Japan*

²*Department of Applied Physics and Chemistry, The University of Electro-Communications,
Chofu 182-8585, Japan*

³*Department of Physics, Tsukuba University, Tsukuba 305-8271, Japan*

⁴*Research Consortium for Synthetic Nano-Function Materials Project (SYNAF), National
Institute of Advanced Industrial Science and Technology (AIST), Tsukuba 305-8568, Japan*

⁵*Department of Physics, University of Tokyo, Hongo 113-0033, Japan*

(November 6, 2018)

Abstract

Based on calculations using the local density approximation, we propose quantum wire networks with square and plaquette type lattice structures that form quantum dot superlattices. These artificial structures are well described by the Hubbard model. Numerical analysis reveals a superconducting ground state with transition temperatures T_c of up to 90 mK for the plaquette, which is more than double the value of 40 mK for the square lattice type and is sufficiently high to allow for the experimental observation of superconductivity.

Typeset using REVTeX

The electronic properties of solids are closely related to their crystal structure which is strictly determined by the atomic nature of the individual elements. However, the imposition of a superstructure on a given lattice makes the controlled fabrication of structures with chosen properties possible. One approach discussed more recently is to place quantum dot (QD), also known as artificial atoms [1,2], on the points of a lattice to form an artificial crystal called a quantum-dot superlattice (QDSL). Prerequisites for obtaining a band structure based on the periodic potential in a quantum-dot lattice are coherent coupling and good uniformity in the QD array. Recent experiments have reported the realization of such QDSLs. The observation of the quantum Hall effect in a lateral periodic potential based on a two-dimensional electron system [3] is clear evidence of phase coherent transport across unit cells. Schedelbeck *et al.* [4] used cleaved edge overgrowth to fabricate coupled QDs that formed in the intersection of three quantum wells. They observed peak-splitting in the photoluminescence spectrum demonstrating the coherent coupling of states localized in the QDs. The QDs formed because of the larger area at the intersections, which lowers the confining potential. In a similar way, QDSLs can be created using two-dimensional quantum wire networks which allow the formation of a large number of coupled dots with the high regularity of the underlying grid. This type of wire network geometry has already been achieved with GaAs [5] and Si [6] wires.

The use of QDSLs should make it possible to observe the electron correlation effects predicted in mathematical models of lattice systems, such as the Hubbard model. The Hubbard Hamiltonian is defined as $H = -\sum_{i,j,\sigma} t_{ij} c_{i\sigma}^{\dagger} c_{j\sigma} + U \sum_i n_{i\uparrow} n_{i\downarrow}$, where t_{ij} is the hopping integral between different sites i and j , U is the intra-site interaction between electrons with opposite spin, and n_i (c_i) is the electron number (annihilation) operator with spin σ on site i . Recently, we have used the spin dependent local density approximation (LDA) as a basis for proposing a feasible method for achieving a ferromagnetic ground state in a Kagome QDSL within a wide electron filling range [7], which is consistent with a mathematical proof [8] of the ferromagnetism in the Hubbard model on the Kagome lattice.

In this Letter, we propose a method for forming QDSLs in a quantum wire network of

square and *plaquette* lattices. The plaquette lattice has a square plaquette in each unit cell with four lattice-points at the vertices, as shown in Fig. 1(b). It can be shown that both QDSLs are well represented by the Hubbard model. An interesting difference between the two QDSLs is that the Fermi surface of the plaquette QDSL has disconnected pieces whereas the square QDSL is formed of one piece. To find a correlation effect that reflects both the Coulomb interaction and the structures of the Fermi surface, we studied the existence of superconductivity for both lattices within the framework of the Hubbard model. We found a superconducting ground state where the transition temperature T_c of the plaquette lattice is more than double that of the square lattice and sufficiently high to allow superconductivity to be observed experimentally.

We begin with the design of the square QD lattice. We consider the quantum wire network shown in Fig. 1(a). We assume InAs quantum wires buried in $\text{In}_{0.776}\text{Ga}_{0.224}\text{As}$ barrier regions with a band offset of 0.17 eV [9]. Each quantum wire is 50 nm wide and 50 nm high, and the lateral distance between adjacent wires is 61.1 nm. These parameters have been carefully determined. If the lateral distance is too small, the wave function of an electron is extended and QDs are not appropriately formed. By contrast, if the distance is too large, the wave function is too localized at the intersection and the hopping parameter between adjacent QDs becomes very small. The electronic band structures are obtained using first-principles calculations based on the LDA [7] with the Perdew-Zunger exchange-correlation potential [10]. We assume the effective mass of electrons to be $m^* = 0.02m_0$ and the dielectric constant $\epsilon = 12.4\epsilon_0$ for the InAs wires. We employ conventional plane wave expansion for the LDA calculation, and include a sufficiently large number of plane waves to ensure numerical convergence.

The LDA band diagram for this wire network is shown in Fig. 2. It can be perfectly fitted to the tight-binding calculation for the square lattice parametrized in Fig. 1(b): the fitting parameters are hopping integrals between adjacent sites ($t_a = t_b = 0.179$ meV) and much smaller ones between non-adjacent sites ($t_c = t_d = t_f = -0.017$ meV and $t_e = -0.021$ meV). This fitting result indicates that the tight-binding approximation is very accurate and

the wave function is appropriately localized on a QD [11]. The localization originates from the coherence between the crossed plane waves at the intersection, resulting in a localized state with reduced energy. From another point of view, because of the uncertainty condition between position and momentum in quantum mechanics, the momentum of electrons, or the kinetic energy, becomes lower at a wider area in the intersection. Note that the results for fitted hopping parameters between the nearest neighbor QDs are sufficiently large and the wave function is not too localized on a QD. We should also note that the fitted hopping parameters between the second nearest dots (t_c , t_d , and t_f) and those between the third nearest dots (t_e) are small. This is due to the large band-offset of $\text{In}_{0.776}\text{Ga}_{0.224}\text{As}$ which suppresses tunneling through this region. Therefore, the hopping parameters are determined by the distance not in a straight line but along the wires. The localization of the wave function also suggests that the intra-dot Coulomb interaction between electrons is large. The intra-dot interaction, simply estimated by subtracting the Ewald sum for inter-dot interactions from the total Hartree energy in the LDA, is $U = 1.8$ meV, which is similar to that estimated in a QD formed in a spherically symmetric harmonic potential with a 50 nm oscillator length. The value of $U/t_a \sim 10$ shows that the electrons are strongly correlated and the many-body effects of the electrons should be pronounced.

Next, we consider the plaquette QDSL [Fig. 1(a)], which we obtained by alternating the distance between the wires in the wire network for the square QDSL. In our design, the smaller (larger) distance between adjacent wires is 38.8 (83.4) nm. In the tight-binding model parametrized in Fig. 1(b), the hopping parameter between adjacent sites within a plaquette and the one across two plaquettes are different ($t_a \neq t_b$) unlike in the square lattice ($t_a = t_b$). By performing the same analysis undertaken for the square lattice, we confirmed that the tight-binding model provides a good fit with the LDA band diagram with the fitting parameters $t_a = 0.242$, $t_b = 0.151$, $t_c = 0.003$, $t_d = -0.025$, $t_e = -0.024$, and $t_f = -0.014$ in milli-electron volt units. The estimated intra-dot interaction is 1.7 meV.

A characteristic difference between the square QDSL and the plaquette QDSL lies in the structure of the Fermi surface shown in Fig. 3, which is calculated in the LDA with the elec-

tron filling $n = 0.8$ (=number of electrons/number of QDs). The Fermi surface of the square QDSL is connected, while that of the plaquette QDSL has disconnected pieces originating from the band folding. To demonstrate that the difference in the structure of the Fermi surface significantly influences the characteristics of the correlated electrons in QDSLs, we studied superconducting correlations in both QDSLs by assuming the Hubbard model with the estimated hopping and intra-site interaction parameters described above. It has been shown that the repulsive Hubbard model exhibits a superconducting transition. In addition to early calculations [12], a recent quantum Monte Carlo calculation [13] indeed shows the enhancement of the pairing correlation with d -wave symmetry in the two-dimensional repulsive Hubbard model. Here, we employ the fluctuation-exchange (FLEX) approximation [14–19] with the Eliashberg equation [20] in order to evaluate the superconducting transition temperature T_c in the Hubbard model for the plaquette and square lattices. The FLEX approximation is a kind of self-consistent random phase approximation and is known to be appropriate for treating the strong antiferromagnetic spin fluctuation that originates from the Coulomb interaction between electrons with opposite spin. We note that the FLEX approximation gives a good estimate of T_c for cuprates [14–18]. For both lattices, we assume the filling of electrons $n = 0.8$, where the system is far from the antiferromagnetic instability region near half-filling ($n = 1$) but the spin fluctuation is still large enough to obtain a high T_c . Our analysis shows that T_c for the plaquette QDSL is 90 mK, which is more than double that of $T_c=40$ mK for the square QDSL. Both T_c values are high enough for us to observe superconductivity experimentally. However, low-temperature measurements are usually limited to a few tens of milli-Kelvins, and a higher T_c would be preferable as it would allow us to observe the superconducting transition more clearly. Figure 4 shows the improvement in T_c when the hopping parameters t_a and t_b are changed for $n = 0.85$ and $U = 7$. Other small hopping parameters are disregarded ($t_c = t_d = t_e = t_f = 0$) because they have little influence on the result. Energy is scaled in units of average hopping energy $t = (t_a + t_b)/2 = 1$. In these units, the single-particle bandwidth is simply given by $4(t_a + t_b) = 8$. We find that T_c is enhanced as the difference between t_a and t_b is increased,

and T_c for $t_a = 1.5$ and $t_b = 0.5$ is more than double that for the square lattice ($t_a = t_b = 1$).

The mechanism of this large T_c enhancement is similar to that recently proposed by Kuroki and Arita [21]. The strength of the superconducting pairing interaction is characterized by the coupling constant in the form

$$V_{\text{eff}} = - \frac{\sum_{\vec{k}, \vec{k}' \in \text{Fermi surfaces}} V_{\text{pair}}(\vec{k} - \vec{k}') \phi(\vec{k}) \phi(\vec{k}')}{\sum_{\vec{k} \in \text{Fermi surfaces}} \phi(\vec{k})^2} \quad (1)$$

where V_{pair} is the effective electron-electron interaction induced by the pair-scattering process from $[\vec{k}, -\vec{k}]$ to $[\vec{k}', -\vec{k}']$ on the Fermi surface and $\phi(\vec{k})$ is the superconducting gap function. Positive values of V_{eff} correspond to an attractive interaction and, roughly speaking, a larger V_{eff} gives a higher T_c . Reflecting the Fermi surface nesting in the Hubbard model, antiferromagnetic spin fluctuations near half filling enhance the spin susceptibility $\chi(\vec{q})$ [roughly proportional to $V_{\text{pair}}(\vec{q})$] around a certain wave vector $\vec{q} = \vec{Q}$. When pair scattering on the Fermi surface is accompanied by a momentum transfer $\vec{k} - \vec{k}'$ around the peak \vec{Q} and a sign change of the gap function $\phi(\vec{k})\phi(\vec{k}') < 0$, this scattering process gives significant positive contributions to V_{eff} . In the square lattice, the Fermi surface is perfectly nested at half-filling and $\chi(\vec{q})$ exhibits the antiferromagnetic peak at $\vec{Q} = (\pi, \pi)$. Since the gap function $\phi(\vec{k}) = \cos k_x - \cos k_y$ with $d_{x^2-y^2}$ symmetry has nodes on the Fermi surface, some pair scatterings transferring $\vec{k} - \vec{k}' = \vec{Q} \approx (\pi, \pi)$ between two points [indicated by solid arrows in Fig. 3(a)], where the gap function has the opposite sign, make significant positive contributions to V_{eff} . However, some other scatterings $\vec{k} - \vec{k}' = \vec{Q} + \Delta\vec{Q}$ with the same sign of $\phi(\vec{k})$ (indicated by dotted arrows) reduce V_{eff} . In the plaquette lattice, the Fermi surface is folded in half and an antiferromagnetic peak emerges at $\vec{Q} \approx 0$ with a finite spread $\Delta\vec{Q}$. The Fermi surface is separated by lines $|k_x| = |k_y|$, and is separated into pieces, each of which has a gap function with the same sign, as shown in Fig. 3(b). Dominant scattering processes around $\vec{Q} \approx 0$ always make positive contributions to V_{eff} and significantly enhance T_c . For a dimerized lattice, which is somewhat similar to a ladder system [22], Kuroki and Arita [21] have shown that a very high T_c can be reached based on this mechanism. However, to raise T_c in a dimerized lattice, it is necessary to tune three different hopping-parameters,

whereas, in plaquette lattice-patterns, only two hopping parameters determine T_c , and these can be easily modulated by selecting the wire geometry.

In summary, we proposed a QDSL design based on square and plaquette type structures in quantum wire networks. Both QDSLs are well represented by the Hubbard model. We studied superconducting transitions for both QDSLs using the Hubbard model and found the T_c for the plaquette QDSL to be more than double that for the square QDSL. The estimated T_c value in the plaquette QDSL is sufficiently high to allow us to observe superconductivity experimentally. Finally, we note that the transition temperature of cuprates might be increased close to room temperature if the material is patterned in a plaquette type lattice.

The authors are grateful to K. Sakairi for useful discussions, and S. Kurihara and H. Aoki for stimulating discussions. They also thank A. Richter for his critical reading of the manuscript and S. Ishihara for his continuous encouragement and helpful advice. This work was partly supported by the NEDO International Joint Research Grant, the NEDO under the Nanotechnology Materials Program, and ACT-JST.

REFERENCES

- [1] R.C. Ashoori, *Nature* **379**, 413 (1996).
- [2] S. Tarucha, D.G. Austing, T. Honda, R.J. van der Hage, and L.P. Kouwenhoven, *Phys. Rev. Lett.* **77**, 3613 (1996).
- [3] C. Albrecht *et al.*, *Phys. Rev. Lett.* **86**, 147 (2001).
- [4] G. Schedelbeck, W. Wegscheider, M. Bichler, and G. Abstreiter, *Science* **278**, 1792 (1997).
- [5] K. Kumakura, J. Motohisa, and T. Fukui, *J. Cryst. Growth* **170**, 700 (1997).
- [6] H. Namatsu, S. Horiguchi, Y. Takahashi, M. Nagase, and K. Kurihara, *Jpn. J. Appl. Phys.* **36**, 3669 (1997).
- [7] K. Shiraishi, H. Tamura, and H. Takayanagi, *Appl. Phys. Lett.* **78**, 3702 (2001).
- [8] A. Mielke, *J. Phys. A: Math. Gen.* **24**, L73 (1991).
- [9] A. Taguchi and T. Ohno, *Phys. Rev. B* **39**, 7803 (1989).
- [10] J.P. Perdew and A. Zunger, *Phys. Rev. B* **23**, 5048 (1981).
- [11] We have confirmed that the wave function is indeed localized in the intersection of two crossed quantum-wires by solving the Schrödinger equation numerically.
- [12] See, e.g., D.J. Scalapino, E. Loh Jr., and J.E. Hirsch, *Phys. Rev. B* **35**, 6694 (1987); S.R. White, D.J. Scalapino, R.L. Sugar, N.E. Bickers, and R.T. Scalettar, *Phys. Rev. B* **39**, 839 (1989).
- [13] K. Kuroki and H. Aoki, *Phys. Rev. B* **56**, R14287 (1997).
- [14] N.E. Bickers, D.J. Scalapino, and S.R. White, *Phys. Rev. Lett.* **62**, 961 (1989).
- [15] N.E. Bickers and S.R. White, *Phys. Rev. B* **43**, 8044 (1991).

- [16] C.-H. Pao and N.E. Bickers, Phys. Rev. Lett. **72**, 1870 (1994).
- [17] P. Monthoux and D.J. Scalapino, Phys. Rev. Lett. **72**, 1874 (1994).
- [18] S. Grabowski, M. Langer, J. Schmalian, and K.H. Bennemann, Europhys. Lett. **34**, 219 (1996).
- [19] T. Dahm and L. Tewordt, Phys. Rev. B **52**, 1297 (1995).
- [20] G.M. Eliashberg, Zh. Eksperim. Teor. Fiz. **38**, 996 (1960) [Soviet Phys. JETP **11**, 696 (1960)].
- [21] K. Kuroki and R. Arita, Phys. Rev. B **64**, 024501 (2001).
- [22] E. Dagotto and T.M. Rice, Science **271**, 618 (1996).

FIGURES

FIG. 1. (a) Diagram of a nonuniform quantum wire network with distances a and b between adjacent wires. (b) Corresponding tight-binding model with hopping parameters t . For a square QDSL, $t_a = t_b$ and $t_c = t_d = t_f$.

FIG. 2. Result of fitting the band structures of the square QDSL. The LDA band diagram of a quantum wire network (solid curve) and the best fit in the tight-binding calculation (dashed line) with parameters $t_a = t_b = 0.179$ meV, $t_c = t_d = t_f = -0.017$ meV, and $t_e = -0.021$ meV are shown.

FIG. 3. Energy contours for (a) the square QDSL and (b) the plaquette QDSL calculated in LDA. The energies are plotted in milli-electron volts. The thick solid (dashed) curves represent the Fermi surfaces where the superconducting gap function is positive (negative). The upward (downward) pointing arrow indicates an electron with up (down) spin. The solid (dashed) arrow schematically represents dominant pair-scattering processes that give a positive (negative) contribution to the pairing interaction by transferring a momentum at which the spin susceptibility has a peak with a finite spread.

FIG. 4. T_c plotted as a function of t_a in units of the average hopping parameter $t = (t_a + t_b)/2 = 1$. The single-particle bandwidth is given by $4(t_a + t_b) = 8$. Parameters $t_a = t_b = 1$ (for the square lattice) gives $T_c = 0.025$.

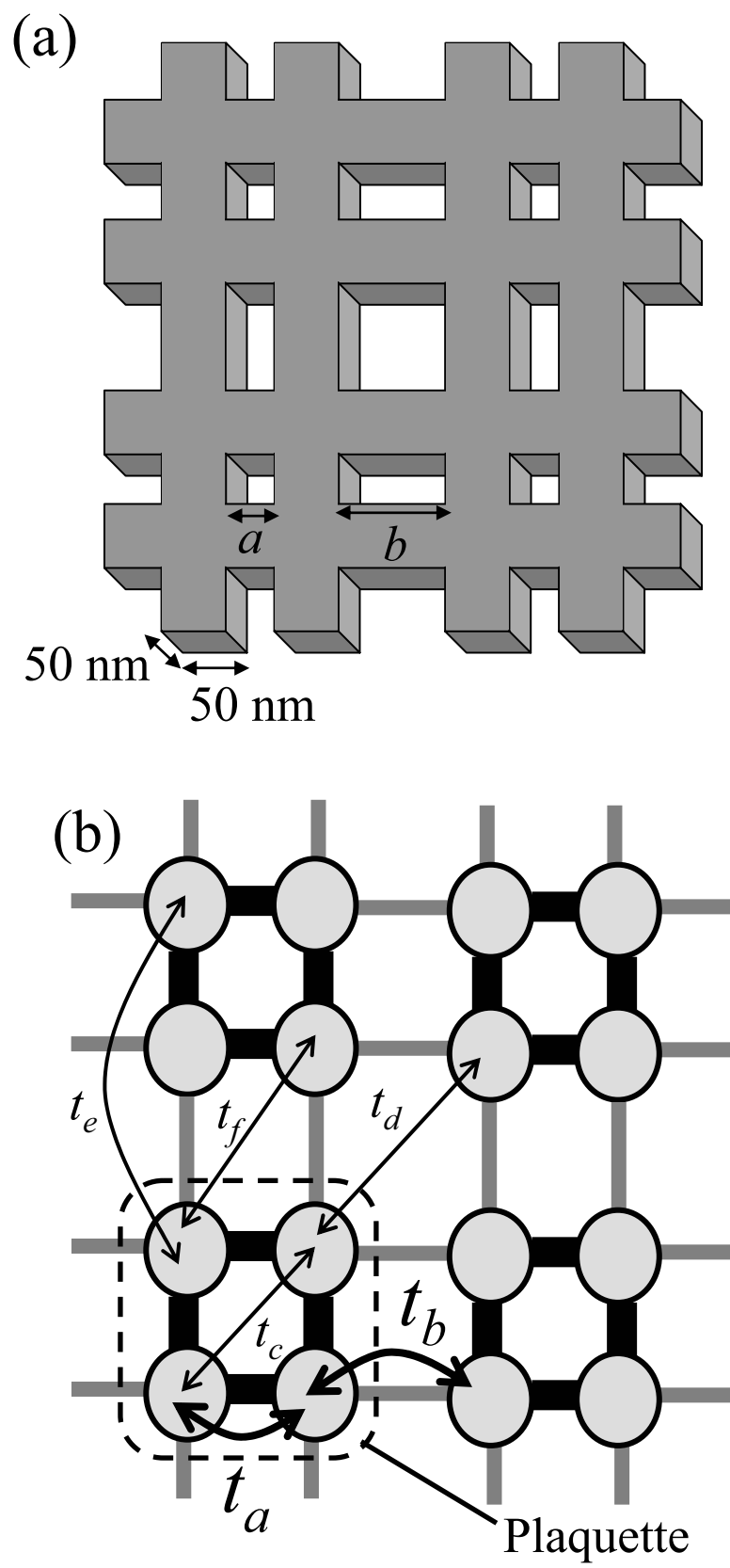


Figure 1

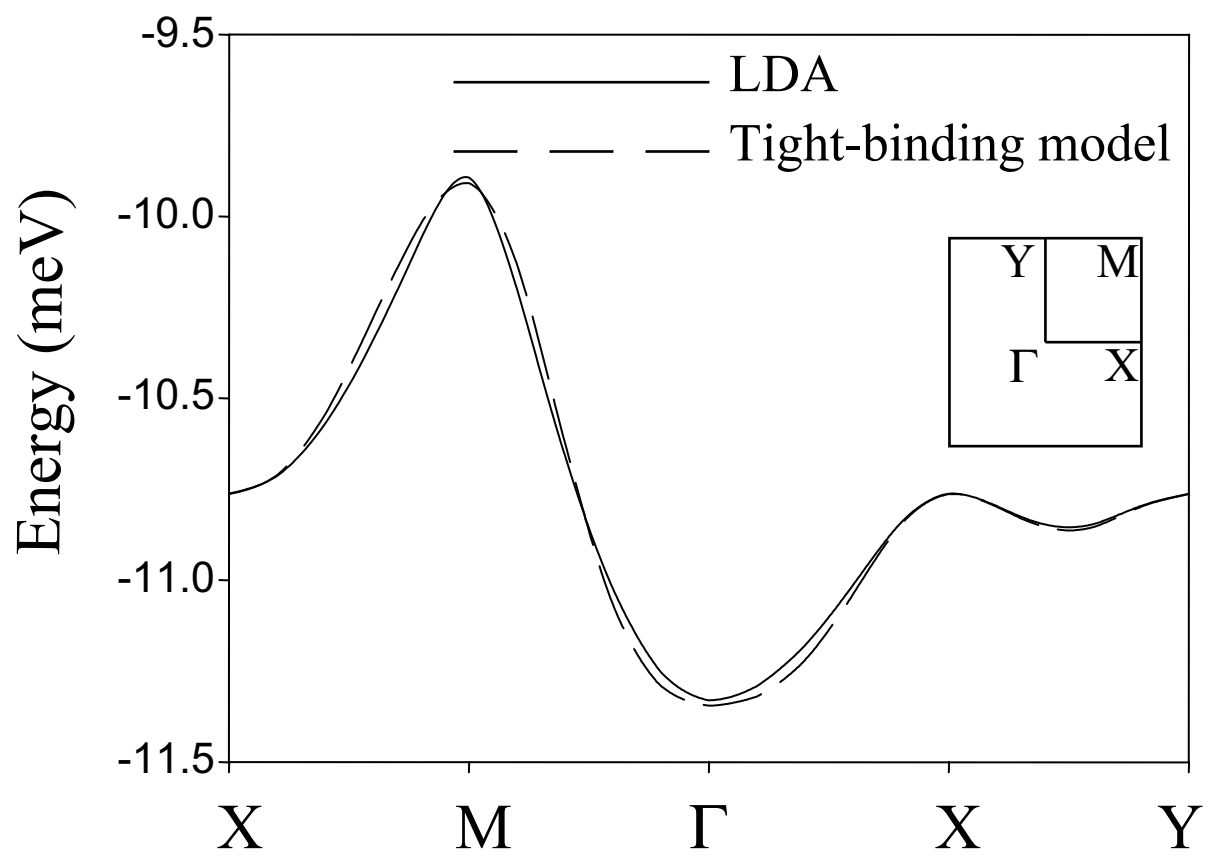


Figure 2

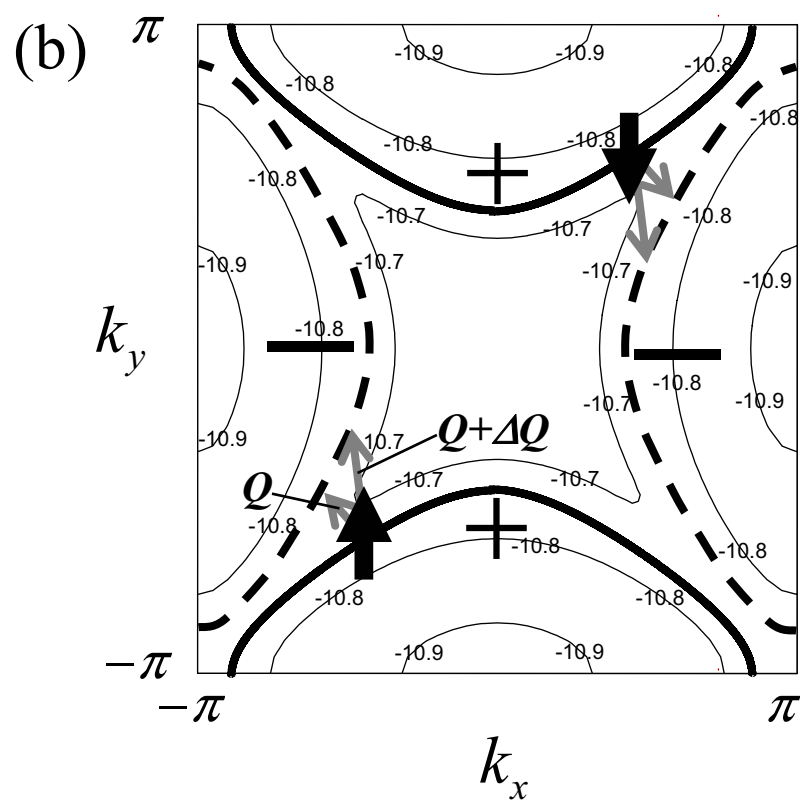
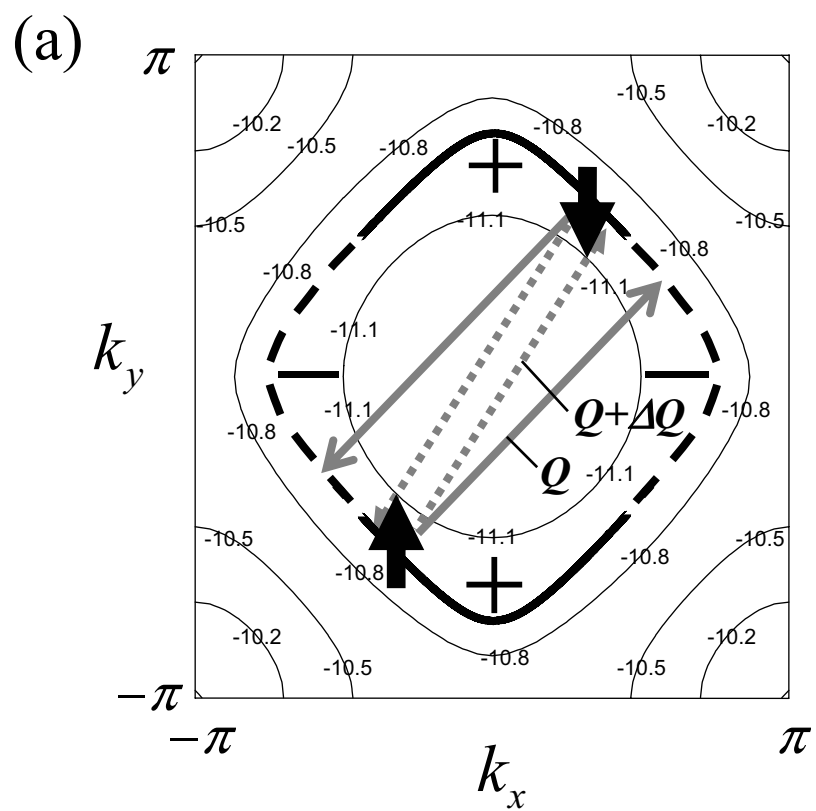


Figure 3

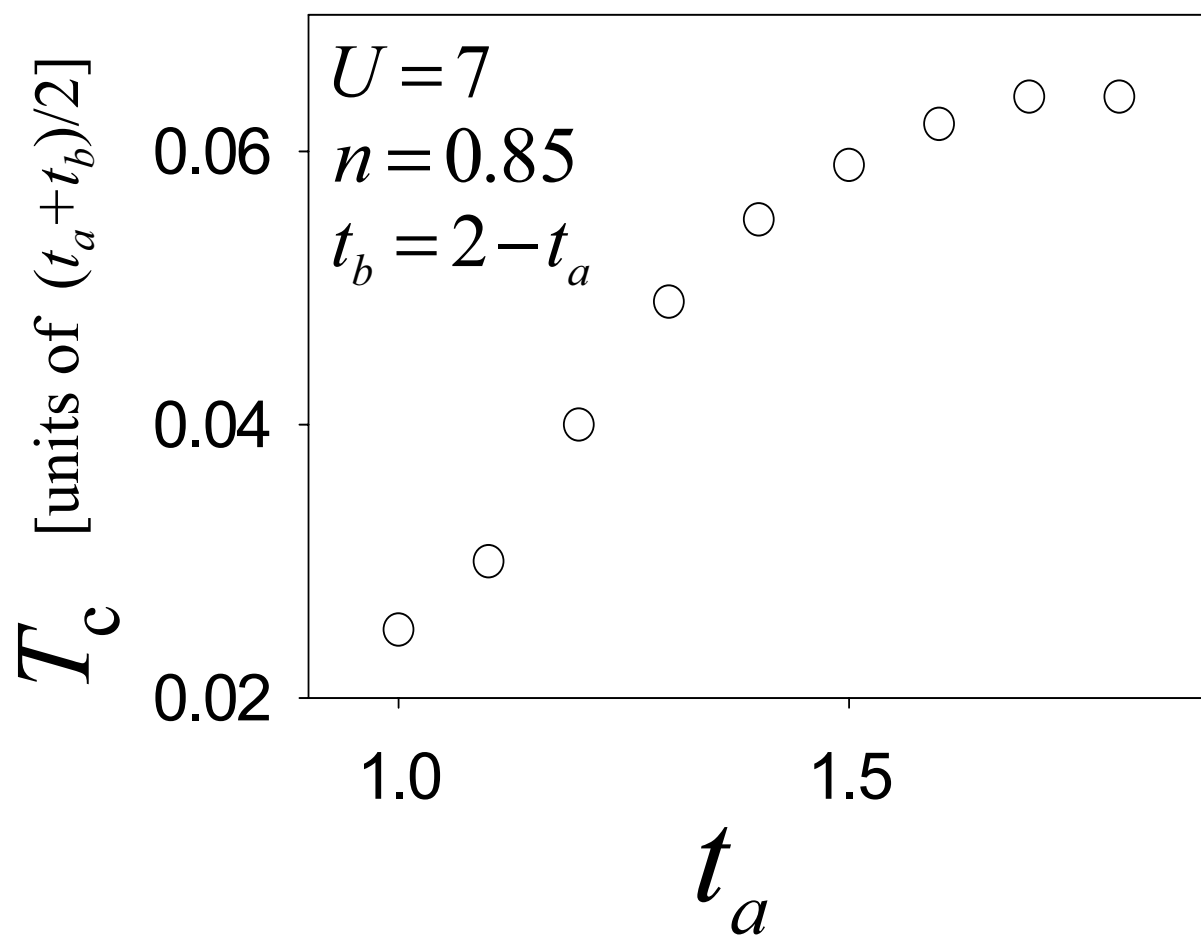


Figure 4