

Inhomogeneous magnetism in single crystalline $\text{Sr}_3\text{CuIrO}_{6+\delta}$: Implications to phase-separation concepts

Asad Niazi, P.L. Paulose and E.V. Sampathkumaran*

Tata Institute of Fundamental Research, Homi Bhabha Road, Colaba, Mumbai - 400005, India

The single crystalline form of an insulator, $\text{Sr}_3\text{CuIrO}_{6+\delta}$, is shown to exhibit unexpectedly more than one magnetic transition (at 5 and 19 K) with spin-glass-like magnetic susceptibility behaviour. On the basis of this finding, viz., inhomogeneous magnetism in a chemically homogeneous material, we propose that the idea of "phase-separation" described for manganites¹ is more widespread in different ways. The observed experimental features enable us to make a comparison with the predictions of a recent toy model² on *magnetic* phase separation in an insulating environment.

PACS Nos. 75.50.-y; 75.20. Ck; 75.30 Cr

*Corresponding author. E-mail address: sam-path@tifr.res.in

The concept of electronic phase separation has been recently advocated to describe spin-glass-like characteristics induced by disorder in doped manganites and such a state is even thought of as a new state of matter.¹ An important question¹ remaining unaddressed is whether the anomalies characterizing "phase-separation" phenomenon can be seen even in those *homogeneous* materials (that is, without any additional chemical doping) where there is *no coexistence* of localised and itinerant charge carriers characterizing these manganites. In fact, recently, a toy model was also proposed² predicting the role of disorder on the behavior of a system in which any two phases in general, not necessarily of insulator and metal, compete and it is of interest to provide experimental data in different situations to test this theory. In this Letter, we report the magnetic behavior of a pseudo-one-dimensional *insulator*,³⁻⁶ $\text{Sr}_3\text{CuIrO}_6$, in the single crystalline form. The observed data reveal that the magnetism is of an inhomogeneous nature in these single crystals, with a broad agreement of the experimental features with the predictions of the toy model mentioned above. Hence, we emphasize that the phenomenon of "phase separation" – within the criterion¹ of inhomogeneous magnetism in a homogeneous material – is not restricted to manganites alone.

The compounds of the type, $(\text{Sr}, \text{Ca})_3\text{MXO}_6$ (M, X = a metallic ion, magnetic or non-magnetic), crystallizing in the K_4CdCl_6 -type rhombohedral structure (space group $\text{R}\bar{3}\text{c}$), are of considerable importance due to the presence of spin-chains (M-X) separated by Sr/Ca ions (see Refs. 3–13 and references cited therein). Among these, in the Cu containing compounds, there is a lowering of the crys-

tal symmetry to monoclinic (space group C2/c) due to Jahn-Teller (JT) effect at the Cu site, a point of importance to the discussion in this article. The readers may see Ref. 7 for more details on crystallographic features.

The single crystals of 3 to 5 mm length and 0.5 to 1 mm diameter were grown¹⁴ by the flux method employing basic alkali fluxes.¹⁵ The crystals were found to undergo monoclinic modification and to grow along the [101] monoclinic axis using single-crystal x-ray diffraction. The lattice constants were found to be: $a = 9.298(2)$ Å, $b = 9.714(2)$ Å, $c = 6.710(2)$ Å and $\beta = 92.19(2)^\circ$. For two orientations of the crystal, viz., $\text{H} // [101]$ and $\text{H} \perp [101]$, we have measured dc magnetic susceptibility (χ) as a function of T (2–300 K) at different magnetic fields ($H = 10, 100$ and 5000 Oe) for the zero-field-cooled (ZFC) and field-cooled (FC) states of the specimens by commercial magnetometers, superconducting quantum interference device (Quantum Design) as well as vibrating sample magnetometer (Oxford Instruments). In addition, ac χ measurements were performed at low temperatures (2–25 K) at various frequencies.

The T-dependence of dc χ below 25 K is shown in Fig. 1 for the ZFC and FC states of the crystal. On comparing the magnitudes of the magnetization for the two different orientations mentioned above, we can conclude that the easy axis of magnetization lies perpendicular to the [101] direction. This is in agreement with the conclusions based on neutron diffraction pattern of a similar Cu compound.¹⁶ The low-field ($H = 10$ and 100 Oe) data show that distinct magnetic ordering appears at two temperatures, 5 K (T_1) and 19 K (T_2), the former being much more prominent. The intensity (at low fields) at T_2 is nearly the same for both the directions, whereas at T_1 it is markedly enhanced for $\text{H} \perp [101]$ as compared to $\text{H} // [101]$. This suggests that there is a significant magnetic anisotropy only for the T_1 transition. For comparison, in the same figure we also display the low-field behavior of the polycrystalline form reported earlier.⁵ In contrast to single crystal data, in polycrystals the 19 K transition is very prominent while that at 5 K appears only as a shoulder in the low field ZFC data; this transition gets more pronounced for moderate values of H .^{3,5,6} The fact that this crystal is characterized by more than one magnetic transition is endorsed by similar features in the ac χ data (Fig. 2).

We now address the question of the nature of the magnetic ordering at T_1 and T_2 . The real part of ac χ data (Fig. 2) reveals a spin-glass-like frequency dependence with a marginal shift of the curves to higher temperatures with increasing frequency. This is observed for both

the transitions, implying that the magnetic structure is frustrated both at T_1 and T_2 . In support of this, we note that there is a significant difference between ZFC and FC χ vs T curves at low fields for both the transitions (Fig. 2). We have also observed well-defined upturn in the imaginary part of $ac \chi$ at these transitions with a similar frequency dependence, a feature typical of only magnetically frustrated systems, and due to space limitations we do not present these data.

The presence of more than one magnetic transition with spin-glass-like behavior is the crucial finding for our main conclusion. It may be noted that all the octahedral (as well as trigonal-prismatic) sites are crystallographically equivalent in the undistorted structure and that spin-glass behavior is not necessarily a favored state as the analogous Zn compound Sr_3ZnIrO_6 (Ref. 6) is antiferromagnetic (*vide infra*). The reversal of relative intensity of these two transitions for single crystals when compared with the polycrystalline behavior also clearly excludes the possibility of a single magnetic transition showing progressive spin reorientation effects with a change in temperature. The features attributable to this phenomenon should be intrinsic to the material and should not depend upon single/poly-crystalline physical states. The same argument can be given to rule out possible independent ordering of Cu and Ir at T_1 and T_2 ; this is also inferred from the observation of unequal magnitudes of χ at these transitions even though spin of each of these ions is $= 1/2$. However, our conclusion is not dependent on whether both these ions order simultaneously or separately (as a given magnetic segment proposed below can contain either of these or both). In view of this situation, we propose that this single crystal could be classified as a *magnetically phase separated system*¹ in the sense that *there is a coexistence of magnetic-segments, isolated by defects, ordering magnetically at different temperatures*. If these segments are strongly magnetically coupled in a homogeneous manner, one should have expected only one magnetic transition of a long-range type in contrast to the observations.

This scenario prompts us to view the present finding in light of the predictions of a recent toy model,² relevant points of which are briefly outlined now. In order to extend the concept of phase separation to situations more general than manganites, Burgy et al² explored the consequences of a competition between two ordered states (separated by first order transition) in the presence of disorder within a toy model; this model does not even assume itinerancy or localisation of the carriers and in this sense it is more general. This theory predicts that, below a characteristic temperature, there is an intermediate temperature range with preformed clusters, but with uncorrelated order parameters, giving a globally paramagnetic state; in the lower- T regime, the clusters grow in size although the disorder is uncorrelated and percolate upon cooling eventually resulting in long range ordering; an application of a small magnetic field should have a dramatic influence on initial isothermal magne-

tization (M) followed by non-saturation at higher fields in the event of a competition between ferromagnetic and antiferromagnetic phases.

In light of above model, we now look at the magnetic behavior of this material, both in polycrystals^{5,6} as well as in single crystal (see Fig. 3, top). The plots of inverse χ versus T are found to be non-linear. One can see this dramatically in single crystals for $H//[101]$ (see Fig. 3, top) in the sense that there is a steep, but gradual, fall of inverse χ below 100 K, though the non-linearity persists even for the perpendicular direction. This implies varying size of the magnetic cluster with decreasing temperature. This increasing intercluster coupling is apparently manifested as a weak magnetic transition at about 19 K in the single crystal, with the rest being paramagnetic at this temperature. The intensity of the response at 19 K however must depend upon the number of such clusters. As the disorder in the polycrystalline form is expected to be more, one expects large number of such independent clusters, and hence the response for the polycrystalline form⁵ is relatively larger compared to the single crystalline form (see Fig. 1). With a further decrease of T , true bulk ordering develops around 5 K. There is also a steep increase of M (from zero in zero H) by a small application of magnetic field at 2 K without any saturation at higher fields. These observations are in accordance with the above theory. However, there are some difficulties in claiming that there is a total agreement with respect to this model. For instance, (i) we are unable to precisely pinpoint the characteristic temperature, whether it is 100 K or 19 K, as the magnetic cluster formation appears to be a continuous process with decreasing temperature and (ii) the magnetic ordering at T_1 appears to be more of a spin-glass-like, rather than of a long range type. However, we believe such details may be redundant for the present purpose; real systems can behave in a slightly different fashion depending on other complexities (e.g., the degree of disorder, the way the segments grow and couple with a variation of T , crystallographic arrangement, dimensionality etc) of the systems. In our case it appears that the competition regime occurs in a more extended T range than assumed by the theory. What is important is that this system catches essential physics of the model in terms of how the magnetic interaction among the competing "magnetic phases" evolve with decreasing temperature in the presence of disorder in a homogeneous material. Finally, we like to stress that this compound is in fact on the verge of long range magnetic order as elaborated in Ref. 5, since small applications of H (as low as 1 kOe) depress spin-glass characteristics. This is found to be true for single crystal as well. Therefore, the discrepancy (ii) is not a serious one and it is of interest to focus future studies to subject this system to other small perturbations (by chemical or external pressure?) to stabilise this long range magnetic phase, so as to demonstrate the behavior of this system closer to the predictions of the theory.

We now briefly discuss how defects (creating segments)

can occur in this class of compounds and the reader can see Ref. 17 for details. Apart from vacancies along the magnetic chains, the defects can also arise due to the movement of a small fraction of Sr ions to vacant sites in the chain and it has been shown that the degree of such defects could be tuned by varying synthetic conditions. It has also been established that certain heat treatment conditions increase the oxygen content⁵ and the extra oxygen ($0 < \delta < 1$) occupies a trigonal prismatic site, resulting in the conversion of one such site into two octahedral sites. These kinds of defects are found to occur not only for Cu compounds, but also for Zn/Ni compounds and such "defective" forms have been called "incommensurate" phases. In our earlier polycrystalline studies,⁵ for the Cu specimens with extra oxygen, the magnetic transition temperature has been found to be lower. For such reasons, we have denoted the oxygen content as " $6+\delta$ " at least at few places in this article.

Further comparison of the magnetic behavior of this Cu system with the analogous Zn compound, $\text{Sr}_3\text{ZnIrO}_6$ (Ref. 6), is quite intriguing. As mentioned earlier, the Zn compound undergoes long-range magnetic ordering (antiferromagnetic, from Ir ions) at 19 K and the Néel temperature is quite robust to synthetic conditions,^{5,6} unlike in the Cu compound, in spite of the presence of defects. Therefore, an additional crucial effect must be necessary in the Cu compound to make the magnetism inhomogeneous. As discussed in Ref. 3, the JT active Cu ion results in multiple Cu-Cu and Cu-Ir distances, which we believe is a crucial factor for randomizing magnetic interaction. However, one can also argue that this distortion *alone* may cause a uniform, rather than non-uniform, modification of the nearest neighbour Cu-Cu and Cu-Ir magnetic interaction throughout the crystal. Therefore, we propose that it is the presence of the defects that somehow separates out islands of magnetic ions ("phase separation") of a given exchange interaction strength following JT distortion. We welcome future experiments to verify this conjecture.

Various other interesting observations arise from our measurements. (i) The peak in the low-field ZFC dc χ data at about 3 K vanishes at a higher field (5 kOe), as does the ZFC-FC bifurcation. This implies complex thermomagnetic history effects on magnetism even in single crystals. (ii) The saturation moment (at 2 K) obtained by linear extrapolation of the high field data (60–120 kOe) to zero field even for H parallel to easy axis ($\sim 0.4\mu_B$ for $\text{H}\perp[101]$) is much lower than that expected for ferromagnetically-coupled Ir and Cu ($S = 1/2$) ions (see Fig. 3, bottom). The reduced value implies the existence of a moment-compensation effect, e.g., the magnetic frustration among the segments/chains. This behavior is the same as in polycrystals.⁵ Further evidences for frustration were presented in our earlier,⁵ e.g., by the absence of a heat-capacity anomaly at the transition. (iii) The ac χ data for $\text{H}\parallel[101]$ reveal that there are at least two transitions below 5 K separated by about 1 K, with the vertical arrow in Fig. 3 marking one tran-

sition and the peak representing another transition. A careful inspection of the ZFC dc χ data at low fields also reveals the existence of a shoulder at a temperature slightly above the peak. These observations suggest that one gets additional transitions at different temperatures depending upon the size of the segments regulated by defects/disorder as pointed out by Dagotto et al.¹ We find that the relative contribution to χ for the two closely-spaced transitions near T_1 is also a sensitive function of H, as revealed by reversal of the peak positions in dc and ac χ plots. In addition, the transitions at T_1 and T_2 broaden out upon application of a higher field (5 kOe) (Fig. 1), indicating strong field-induced intersegment coupling effects. (iv) For $\text{H}\parallel[101]$, for the ZFC data at low fields, the value of χ for $T_1 < T < T_2$ is negligibly small, indicating near-compensation of the magnetic moments among the segments. This behavior too is modified by changing the history of the sample (FC, higher fields, etc). All these observations, revealing the sensitivity of magnetically separated segments to the magnetic field, history effects, etc., may be useful for further refinement of theoretical formulations.

To conclude, we have observed distinct evidence for inhomogeneous magnetism in single crystalline $\text{Sr}_3\text{CuIrO}_{6+\delta}$, on the basis of which the idea of phase-separation for a chemically homogeneous insulating medium is proposed. Presumably, an interplay between Jahn-Teller-effect and defects is required to result in inhomogeneous magnetism in this material. We have argued that this material apparently serves as a favorable testing ground for a recent toy model of phase-separation² in an insulating environment. It will be very fascinating if there is a consensus on the kind of phase-separation proposed in this article, as unlike in manganites (i) there is no coexistence of localised and itinerant magnetic species and (ii) the "magnetic phases" are produced without involving any chemical doping. In this sense, the root-cause of spin-glass-like anomalies in this system is different from that in other conventional spin-glasses in which chemical substitution is required for randomizing exchange coupling. In view of this, we offer an explanation to a question raised¹ in this regard: In which way are phase-separated materials different from spin-glasses? In our opinion, it is the "cause" which is responsible for the "result" that makes the former fundamentally different from the latter. Finally, we hope that this article triggers more work on spin-chain oxides with this crystal structure.

We thank Satish Ogale for his useful comments.

¹ E. Dagotto et al, Phys. Rep. **344**, 1 (2001) and references therein.

² J. Burgy, M. Mayr, V. Martin-Mayor, A. Moreo and E.

Dagotto, arXiv:cond-mat/0107300; Phys. Rev. Lett., in press.

- ³ S.H. Irons et al, Phys. Rev. B **61**, 11594 (2000).
- ⁴ T.N. Nguyen and H.-C. zur Loye, J. Solid State Chem. **117**, 300 (1995); T.N. Nguyen et al, Chem. Mater. **6**, 1642 (1994).
- ⁵ Asad Niazi, E.V. Sampathkumaran, P.L. Paulose, D. Eckert, A. Handstein, and K.-H. Mueller, cond-mat/0107069; Solid State Commun., **120**, 11 (2001).
- ⁶ Asad Niazi, E.V. Sampathkumaran, P.L. Paulose, D. Eckert, A. Handstein, and K.-H. Mueller, cond-mat/0107159.
- ⁷ M. Neubacher and Hk. Müller-Buschbaum, Z. Anor. allg. Chem. **607**, 124 (1992).
- ⁸ E. Westerberg et al, Phys. Rev. B **55**, 12578 (1997).
- ⁹ B. Frischmuth et al, Phys. Rev. B **60**, 3388 (1999).
- ¹⁰ A. Furusaki et al, Phys. Rev. Lett. **73**, 2622 (1994).
- ¹¹ T.N. Nguyen et al, Science **271**, 489 (1996).
- ¹² M. Mahesh Kumar and E.V. Sampathkumaran, Solid State Commun. **114**, 643 (2000).
- ¹³ P.L. Paulose, M. Mahesh Kumar, Subham Majumdar and E.V. Sampathkumaran, J. Phys.: Condens. Matter **12**, 8889 (2000).
- ¹⁴ Asad Niazi, P.L. Paulose, E.V. Sampathkumaran, Ute Ch. Rodewald and W. Jeitschko, Pramana: J. Phys (to be published).
- ¹⁵ M. Neubacher and Hk. Müller-Buschbaum, Z. Anorg. allg. Chem. **607**, 124 (1992); W.H. Henley, J.B. Claridge, P.L. Smallwood, and H.-C. Loye, J. Crystal Growth **204**, 122 (1999); H.-C. zur Loye, R. C. Laylend, M.D. Smith, and J. B. Claridge, J. Crystal Growth **211**, 452 (2000).
- ¹⁶ C.A. Moore, E.J. Cussen and P.D. Battle, J. Solid State Chem., **153**, 254 (2000).
- ¹⁷ R.C. Layland and H.-C. Loye, J. Alloys and Compd. **299**, 118 (200); K.E. Stitzer, W.H. Henley, J.B. Claridge, H.-C. Loye and R.C. Layland, (Private Communication), J. Solid State Chem., (to be published).

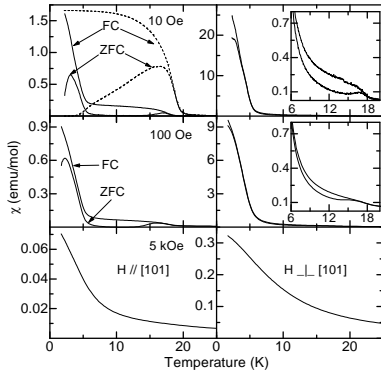


FIG. 1. Temperature dependence of dc magnetic susceptibility below 25 K ($H = 10, 100$ and 5000 Oe) for the ZFC and FC states of single crystalline $\text{Sr}_3\text{CuIrO}_6$ for two orientations. The ZFC-FC curves for $H = 5000$ Oe overlap. The data (dashed line) at 10 Oe for the polycrystal from Ref. 5 are included for comparison; note that the values are scaled down by a factor of 20 to accommodate in the same figure. The insets highlight the 19 K transition.

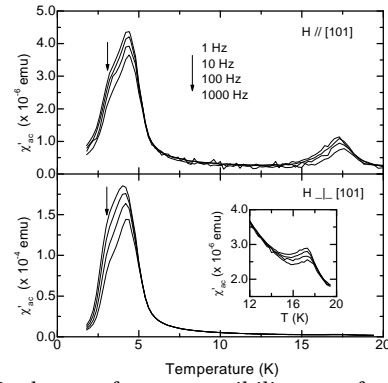


FIG. 2. Real part of ac susceptibility as a function of temperature for two orientations of the $\text{Sr}_3\text{CuIrO}_6$ crystal at different frequencies in the region of magnetic ordering. The vertical arrow marks an additional magnetic transition below the peak. The inset (bottom figure) highlights the 19 K transition.

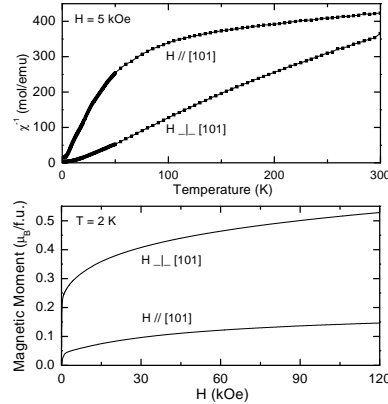


FIG. 3. Inverse susceptibility ($H = 5$ kOe, ZFC) (top) as a function of temperature and isothermal magnetization at 2 K (bottom) for two orientations of the $\text{Sr}_3\text{CuIrO}_6$ crystal.