

Electron-phonon interaction in the solid form of the smallest fullerene C₂₀

I. Spagnolatti, M. Bernasconi, and G. Benedek

Dipartimento di Scienza dei Materiali and Istituto Nazionale di Fisica per la Materia - Università di Milano-Bicocca, Via Cozzi 53, I-20125, Milano, Italy

The electron-phonon coupling of a theoretically devised carbon phase made by assembling the smallest fullerenes C₂₀ is calculated from first principles. The structure consists of C₂₀ cages in an *fcc* lattice interlinked by two bridging carbon atoms in the interstitial tetrahedral sites (*fcc*-C₂₂). The crystal is insulating but can be made metallic by doping with interstitial alkali atoms. In the compound NaC₂₂ the calculated coupling constant $\lambda/N(0)$ is 0.28 eV, a value much larger than in C₆₀, as expected from the larger curvature of C₂₀. On the basis of the McMillan's formula, the calculated $\lambda=1.12$ and a μ^* assumed in the range 0.3-0.1 a superconducting T_c in the range 15-55 K is predicted.

PACS numbers: 71.15.Mb, 74.70.Wz, 74.10.+v

The discovery of high superconducting transition temperature in alkali-doped C₆₀ (T_c=10-40 K) has attracted much attention on these materials as representatives of a new class of superconductors [1, 2]. Superconductivity, albeit at lower temperature (T_c=7 K), has been recently observed in another member of this class, C₇₀, which indicates the possibility that other fullerenes might also become superconducting [3]. In this respect, the smaller fullerenes are the most interesting since the electron-phonon coupling (and hopefully T_c) has been calculated to become larger with increasing curvature of the molecule [4, 5, 6, 7]. Therefore, the recent synthesis of the smallest fullerene, having the largest curvature, C₂₀, starting from the stable C₂₀H₂₀ molecules [8] represents a step further along the way towards high-T_c superconductivity in carbon-based materials. Experimental evidence for the realization of the next step, the formation of a crystalline solid based on C₂₀ clusters, has been recently provided as well [9]. Crystalline micro-domains of the new carbon phase have been detected by Transmission Electron Microscopy (TEM) in carbon films deposited on a nickel substrate by the ultraviolet laser ablation of diamond. A face-centered-cubic (*fcc*) symmetry have been inferred from TEM data. The Raman spectrum shows a strong peak at 1618 cm⁻¹ typical of the stretching of the ethylenic C=C double bond and the presence of C₂₀ clusters as building blocks of the new crystal has been determined by mass spectroscopy of laser-desorbed fragments [9]. Based on this information we have theoretically conceived a C₂₀-based solid whose calculated structural and vibrational properties are suitable to reproduce the experimental TEM and Raman data [10]. The structure comprises C₂₀ cages in a *fcc* lattice interconnected by two bridging atoms per unit cell in the tetrahedral interstitial sites (Fig. 1). Hereafter it is referred to as *fcc*-C₂₂, the unit cell containing 22 atoms.

In this letter, we report on the ab-initio study of the electronic properties of *fcc*-C₂₂ doped with alkali metals (Na, Li) in the search for metallization and superconductivity. The calculated electron-phonon coupling constant λ for the alkali-doped *fcc*-C₂₂ is found to be substantially enhanced compared to C₆₀ leading to the possibility of larger T_c than in alkali-doped fullerite.

We use density functional theory in the local density approximation (LDA), norm-conserving pseudopotentials and plane-wave expansion of the Kohn-Sham orbitals up to a kinetic cutoff of 40 Ry [11]. Non-linear-core corrections have been added for the alkali ions. Phonon frequencies and electron-phonon coupling constants have been computed within the linear response theory [12, 13]. This approach has been successfully applied to the calculation of phonon dispersion relations in insulator and metals [12, 14] and of the electron-phonon coupling constant λ in simple and transition metals [15]. Brillouin Zone (BZ) integrations are performed using Hermite-Gaussian smearing of order one [14] with a linewidth of 0.01 Ry and 18 special points in the irreducible wedge of the BZ (IBZ).

The calculation of the equation of state of *fcc*-C₂₂ yields a cohesive energy of 0.63 eV/atom lower than that of diamond and a lattice constant of 8.61 Å. The density is 1.78 g/cm³, close to that of fullerite (1.68 g/cm³), but the bulk modulus is as large as 239 GPa due to the presence of covalent interlinks between adjacent C₂₀ cages. The crystal belongs to the Fm $\bar{3}$ space group and contains only three independent atoms in the unit cells, the other being obtained by symmetry operations. Their coordinates in units of the lattice constant are $A \equiv (0.25, 0.25, 0.25)$, $B \equiv (0.148, -0.148, 0.148)$, $C \equiv (0.078, -0.217, 0.0)$ [10, 16] (Fig. 1). Eight atoms out of twenty of the cage (atoms *B*) and the interstitial carbon atoms (*A*) are sp³ hybridized. The other twelve atoms of the cage (*C*) are sp² hybridized forming C=C ethylenic bonds. There are three bond lengths in the crystal: the single sp³-like *B* – *C* bond in the pentagonal ring (1.531 Å), the C=C ethylenic-like bond (1.346 Å) long and the single sp³-like bond between a cage (equivalent to *B*) and an interstitial atom (*A*) (1.517 Å).

The electronic band structure of *fcc*-C₂₂ is reported in Fig. 2. The system is an insulator with a slightly indirect *XL* band gap of 2.47 eV. Projection of the Kohn-Sham states on the minimal atomic basis set shows that the lowest conduction bands and the highest valence bands are mainly formed by π^* and π states of the ethylenic-like bonds.

It is suggestive to wonder if doping might turn *fcc-C₂₂* metallic by electron transfer into the molecular-like lowest conduction bands, as occurs for instance in fullerite. The analogy with C₆₀ is evident by considering that both C₆₀ molecules in fullerite and C₂₀ cages in *fcc-C₂₂* form a *fcc* lattice. In the A₃C₆₀ (A=K, Cs, Rb) compounds the three alkali metal ions per unit cell occupy the two tetrahedral sites and the octahedral site [2]. In *fcc-C₂₂* the two tetrahedral sites are occupied by the interstitial carbon atoms, but the octahedral site is empty and might host a guest ion. In the search for metallization we have inserted a Na atom per unit cell in the octahedral site. Calculation of the equation of state of the compound NaC₂₂ shows an increase in the lattice parameter ($a=8.765 \text{ \AA}$) with respect to the pure phase and a larger (2 %) increase in the C=C bond length due to population of antibonding π^* states. In fact, Na is ionized by donating its outermost electron to the host which becomes metallic. The Na-host interaction is weak and the band structure of NaC₂₂ is very close to that of the pure system, but for the shift of the Fermi level inside the lowest conduction bands (Fig. 2b). Therefore the rigid band approximation holds to a large extent in the description of Na insertion in *fcc-C₂₂*. Although the lowest conduction band is 3-fold degenerate at the Γ point (Fig. 2a), the Fm $\bar{3}$ symmetry is preserved in NaC₂₂ and no static Jahn-Teller distortion is observed. This is due to the fact that the minima of the lowest conduction bands are located at the *X* and *L* points where the degeneracy is already lifted.

To study the superconducting properties we have computed the electron phonon coupling constant λ as

$$\begin{aligned} \frac{\lambda}{N(0)} &= \sum_{\alpha} \int \frac{d\mathbf{q}}{\Omega_{\text{BZ}}} \frac{\lambda_{\alpha\mathbf{q}}}{N(0)} \\ &= \sum_{\alpha} \int \frac{d\mathbf{q}}{\Omega_{\text{BZ}}} \frac{1}{\omega_{\alpha\mathbf{q}}^2} \sum_{n,m} \int \frac{d\mathbf{k}}{\Omega_{\text{BZ}}} \frac{\delta(E_{\mathbf{k}n})\delta(E_{\mathbf{k}+\mathbf{q}m})}{N^2(0)} |\langle u_{\mathbf{k}+\mathbf{q},m} | \mathbf{M}^{-\frac{1}{2}} \epsilon_{\alpha\mathbf{q}} \nabla V_{eff}^{\mathbf{q}} | u_{\mathbf{k},n} \rangle|^2 \end{aligned} \quad (1)$$

where $N(0)$ is the electronic density of states at the Fermi level (zero of energy) per spin and per cell, $\lambda_{\alpha\mathbf{q}}/N(0)$ is the partial electron-phonon coupling due the α -th phonon at the point \mathbf{q} in the BZ (of volume Ω_{BZ}), $\epsilon_{\alpha\mathbf{q}}$ is the phonon polarization vector, \mathbf{M} is the atomic mass matrix, n and m are electronic band indices, $u_{\mathbf{k},n}$ is the periodic part of the Kohn-Sham state with energy $E_{\mathbf{k}n}$, and $\nabla V_{eff}^{\mathbf{q}}$ is the derivative of the Kohn-Sham effective potential with respect to the atomic displacement caused by a phonon with wavevector \mathbf{q} . We replaced the δ -functions in Eq. 2 with Hermite-Gaussian forms of 0.01 Ry linewidth. The BZ integration over \mathbf{k} is performed on a grid of 18 special points in the IBZ. We computed $\lambda_{\alpha\mathbf{q}}/N(0)$ for \mathbf{q} along the high symmetry directions [100] and [111]. The integration over \mathbf{q} in Eq. 2 is performed over a uniform mesh in the IBZ by assigning to each point the value of $\lambda_{\alpha\mathbf{q}}/N(0)$ computed for the closest point along a high symmetry directions [17]. Finally, for NaC₂₂ we obtain $\lambda/N(0)=0.28 \text{ eV}$, $N(0)=4.0 \text{ states/eV/spin/cell}$ (as computed by the tetrahedron method with 213 points in the IBZ) and $\lambda=1.12$. A similar calculation for the charged fullerite C₆₀³⁻ at the Γ point only in the molecular-like approximation [18] gives $\lambda/N(0)=0.076 \text{ eV}$, in agreement with previous works [2] (or 0.064 eV by including the set of phonons considered in table IV of Gunnarsson's review [2]). Therefore, although *fcc-C₂₂* is not strictly a fullerite, the C₂₀ clusters being covalently interlinked via interstitial atoms, the solid retains some features of its molecular building blocks, giving rise to a substantial enhancement of $\lambda/N(0)$ with respect to C₆₀ as expected from the larger curvature of C₂₀ [6]. The persistence of molecular features in the crystal is also confirmed by the calculation of $\lambda/N(0)$ in the molecular-like approximation [18] for the pure *fcc-C₂₂* doped with an additional electron (equally shared by the three lowest t_u states). This latter calculation gives $\lambda/N(0)=0.31 \text{ eV}$, a value very close to the result for NaC₂₂ at convergence in BZ integration (0.28 eV) [19]. A tight-binding calculation of the electron-phonon interaction in the isolated C₂₀ cluster gave a somehow lower value $\lambda/N(0) = 0.18 \text{ eV}$ [6] which may be partially due to the semiempirical method used.

In order to identify the phonons which mostly contribute to the electron-phonon coupling, we report in Table I the partial electron-phonon coupling constants $\lambda_{\alpha}/N(0)$ of the individual α -th phononic band, obtained by averaging $\lambda_{\alpha\mathbf{q}}/N(0)$ over the BZ. The frequency and symmetry of the α -th phononic bands at the Γ point are also given in Table I for the pure *fcc-C₂₂* and NaC₂₂ phases. Although the phonons with the largest matrix elements in Eq. 2 correspond to the stretching modes of the C=C ethylenic bonds (1359-1362 cm⁻¹), their contribution to λ is attenuated by the factor $1/\omega^2$. As a consequence the largest $\lambda_{\alpha}/N(0)$ is due to the E_g mode at 334 cm⁻¹ (cfr. Table I); its displacement pattern (Fig. 3) produces the largest modulation of the dihedral angles which control the π conjugation of the ethylenic bonds. This is at variance with C₆₀ where the largest electron-phonon coupling constants are due to the phonons with the highest frequencies [2].

In system where the superconductivity is driven by the electron-phonon interaction an estimate of T_c can be obtained by making use of the McMillan's solution [20, 21] of the Eliashberg equations:

$$T_c = \frac{\omega_{ln}}{1.2} \exp\left(-\frac{1.04(1+\lambda)}{\lambda - \mu^*(1+0.62\lambda)}\right) \quad (2)$$

where ω_{ln} is the weighted logarithmic average of the phonon frequencies [20, 21] (470 cm^{-1} in NaC_{22}) and μ^* is the Coulomb pseudopotential $\mu = UN(0)$ renormalized by retardation effects. U is a typical screened Coulomb interaction among states at the Fermi level [21]. Latest estimates give $\mu^* \sim 0.3$ for C_{60} although, due to the similarity between the electronic bandwidth (0.5 eV) and phonon energies (up to 0.2 eV), the applicability of Eq. 2 is questionable for fullerite [2]. We have not attempted to estimate numerically μ^* for NaC_{22} , so our discussion now turns on a very speculative level. Although U might be larger in NaC_{22} than in fullerite due to the smaller size of C_{20} , $N(0)$ turns out to be lower (4.0 and 6.6-9.8 states/eV/spin/cell in NaC_{22} and K_3C_{60} from band structure calculations [2], respectively) due to the larger dispersion of the conduction bands, three times larger than in C_{60} . The estimate of the renormalization of μ leading to μ^* is difficult [2], however the renormalization is perhaps larger than in C_{60} due to the larger bandwidth. Thus, if we assume that the value of 0.3 estimated for fullerite is an upper bound for μ^* in NaC_{22} we obtain $T_c=15\text{K}$ from Eq. 2 and $\lambda=1.12$. For the more optimistic case of μ^* in the range 0.1-0.2 typical of simple and transition metals [20, 21], we obtain the remarkable result of $T_c=55-33\text{ K}$ (T_c changes linearly with μ^* in this range).

Since $\lambda/N(0)$ is mainly a molecular property, we have also attempted to increase λ by increasing $N(0)$ with a lattice expansion. This has been achieved by substituting C by Si in the interstitial sites producing the compound $\text{NaSi}_2\text{C}_{20}$. This latter system has a substantially expanded lattice parameter ($a=9.49\text{ \AA}$, $N(0)=4.44$ states/eV/spin/cell) but only a marginally enhanced $\lambda=1.49$ with respect to NaC_{22} . In fact the increase in $N(0)$ is lower than expected from the lattice expansion due to the reduction of bands at the Fermi level from two in NaC_{22} (cfr. Fig. 2) to one in $\text{NaSi}_2\text{C}_{20}$. Moreover, a decrease in ω_{ln} due to the lattice expansion compensates the increase in λ and finally yields a T_c close (within 10 K) to that of NaC_{20} . However, further increase in λ is foreseeable for the compounds $\text{NaGe}_2\text{C}_{20}$ and $\text{NaSn}_2\text{C}_{20}$.

In summary, we have carried out ab-initio calculations on the electronic and superconductive properties of a new carbon phase *fcc-C*₂₂ formed by assembling C_{20} clusters in a *fcc* lattice. The system is insulating but can be made metallic by doping with interstitial alkali metals. Although the structure is not a molecular crystal, the C_{20} cages being covalently interlinked via interstitial carbon atoms, the crystal retains some molecular features. In fact, as expected from the molecular properties of the isolated C_{20} cluster, the compound NaC_{22} exhibits a large electron-phonon coupling constant $\lambda/N(0) = 0.28$ eV, strongly enhanced with respect to C_{60} due to the larger curvature of C_{20} . Estimate of $N(0)$ from band structure calculation yields $\lambda = 1.12$ which allows a rough estimate of T_c from McMillan's formula. For μ^* in the reasonable range of 0.3-0.1 we predict $T_c=15-55\text{ K}$ for NaC_{22} . Although a more precise estimate of T_c requires the difficult calculation of μ^* , the results presented here shows that NaC_{22} is a potentially interesting superconductor. We hope that these theoretical results could stimulate further experimental work on the synthesis and characterization of this new structure.

This work is partially supported by the INFM Parallel Computing Initiative, and by MURST, through COFIN99 and COFIN01 under contract 2001021133. We gratefully acknowledge Z. Iqbal for discussion, information and for providing us with his experimental data prior to publication.

-
- [1] A. F. Hebard, M. J. Rosseinsky, R. C. Haddon, D. W. Murphy, S. H. Glarum, T. T. M. Palstra, A. P. Ramirez and A. R. Kortan, *Nature* **350**, 600 (1991).
- [2] O. Gunnarsson, *Rev. Mod. Phys.* **69**, 575 (1997).
- [3] J. H. Schön, Ch. Kloc, T. Siegrist, M. Steigerwald, C. Svensson and B. Batlogg, *Nature* **413**, 831 (2001).
- [4] M. Schluter, M. Lannoo, M. Needels, G. A. Baraff and D. Tománek, *Phys. Rev. Lett.* **68**, 526 (1992).
- [5] M. Coté, J. C. Grossman, M. L. Cohen, and S. G. Louie, *Phys. Rev. Lett.* **81**, 697 (1998).
- [6] A. Devos and M. Lannoo, *Phys. Rev.* **B 58**, 8236 (1998).
- [7] N. Breda, R. A. Broglia, G. Colò, G. Onida, D. Provasi and E. Vigezzi, *Phys. Rev.* **B 62**, 130 (2000).
- [8] H. Prinzbach, A. Weiler, P. Landenberger, F. Wahl, J. Wörth, L. T. Scott, M. Gelmont, D. Olevano and B. V. Issendorff, *Nature* **407**, 60 (2000).
- [9] Z. Iqbal in *Nanostructured Carbon for Advanced Application*, edited by G. Benedek, P. Milani and V. G. Ralchenko, (Kluwer Academic Press 2001), p. 309 and submitted for publication.
- [10] G. Benedek, M. Bernasconi, D. Donadio and L. Colombo in *Nanostructured Carbon for Advanced Application*, edited by G. Benedek, P. Milani and V. G. Ralchenko, (Kluwer Academic Press 2001), p. 89.
- [11] Although the properties of the C₂₀ cluster are very sensitive to the accuracy of the correlation functional (G. Galli *et al.*, *Phys. Rev.* **B 57**, 1860 (1998)) we believe that the bonding properties of the *fcc*-C₂₂ are closer to ordinary sp² and sp³ solids than to the isolated cluster and therefore are more suitable to be accurately described by LDA.
- [12] S. Baroni, S. de Gironcoli, A. Dal Corso and P. Giannozzi, *Rev. Mod. Phys.* **73**, 515 (2001).
- [13] We used the PWSCF and PHONON codes developed by S. Baroni, P. Giannozzi, S. de Gironcoli, A. Dal Corso and others.
- [14] S. De Gironcoli, *Phys. Rev.* **B 51**, 6773 (1995).
- [15] R. Bauer, A. Schmid, P. Pavone, and D. Strauch, *Phys. Rev.* **B 57**, 11276 (1998).
- [16] We have also investigated another C₂₀-based solid (A. Mussi, undergraduate thesis, University of Milan, september 2001) which turns out to be equivalent to the body-centered-orthorombic phase reported by Okada *et al.* (*Phys. Rev.* **B 64**, 245405 (2002)). Although this latter system has cohesive energy close (within 10 meV/atom) to our *fcc*-C₂₂, the presence of a very short C=C double bond (1.278 Å) gives rise to a calculated strong Raman peak at 1920 cm⁻¹ due to C=C stretching, absent in the experimental Raman spectra of ref. [9].
- [17] To check the convergence of our results, we have considered that $\lambda/N(0)$ represents a double average over the BZ of the matrix elements in Eq. 2 weighted by the function $f_{nm}(\mathbf{q}, \mathbf{k}) = \delta(E_{\mathbf{k}n})\delta(E_{\mathbf{k}+\mathbf{q}m})/N^2(0)$, which is normalized to one at convergence in the BZ integration. By normalizing the double integral in Eq. 2 by the factor $\sum_{n,m} \int d\mathbf{q}d\mathbf{k} f_{nm}(\mathbf{q}, \mathbf{k})/N^2(0)$, we achieve a faster convergence with respect to \mathbf{q} and \mathbf{k} sums and gaussian spreading. We estimate a total error in $\lambda/N(0)$ below 10 %.
- [18] In the molecular-like approximation, valid for flat electronic and phononic bands, the electron-phonon coupling constant is [2, 4]

$$\frac{\lambda}{N(0)} = \sum_{\alpha} \frac{1}{\omega_{\alpha}^2 g^2} \sum_{n,m}^g | \langle u_m | \mathbf{M}^{-\frac{1}{2}} \epsilon_{\alpha} \nabla V_{eff} | u_n \rangle |^2$$

where the sum over α and n, m run over the phonons and the g degenerate electronic states at the Fermi level at the Γ point.

- [19] We have also found $\lambda/N(0)=0.32$ eV for the compound LiC₂₂ ($a=8.59$ Å) as computed in the molecular-like approximation [18] for a cubic supercell with four formula units. For this preliminar calculation we have used the code CPMD version 3.4, developed by J. Hutter *et al.*, Max-Planck-Institut für Festkörperforschung and IBM Research Laboratory (1990–2001). In this latter case the phonons and the quantity ∇V_{eff} have been computed by finite differences.
- [20] J. P. Carbotte, *Rev. Mod. Phys.* **62**, 1027 (1990).
- [21] P. B. Allen and B. Mitrović, *Solid State Phys.* **37**, 1 (1982).

TABLE I: The partial electron-phonon coupling constant $\lambda_\alpha/N(0)$ (eV) of the individual α -th phononic band, obtained by averaging $\lambda_{\alpha\mathbf{q}}/N(0)$ over the BZ. The frequency and symmetry of the α -th phononic bands at the Γ point are also given for the pure *fcc*-C₂₂ and NaC₂₂ phases. Only the phononic bands with $\lambda_\alpha/N(0)$ larger than 5 meV are reported. T_u(1) correspond to the acoustic bands. T_u(2) correspond to translational modes of Na ions.

Modes	Energy (cm^{-1})		$\lambda_\alpha/N(0)$
	C ₂₂	NaC ₂₂	
T _u (1)	-	-	0.010
T _u (2)	-	271	0.022
T _g (1)	281	282	0.046
T _g (2)	490	445	0.038
E _g (1)	492	334	0.072
T _u (3)	576	482	0.019
T _u (4)	626	609	0.008
T _g (3)	701	637	0.008
T _u (5)	731	697	0.007
E _u (1)	754	719	0.005
T _g (4)	857	823	0.005
T _u (6)	948	927	0.006
T _u (10)	1559	1362	0.010
E _g (3)	1574	1359	0.005

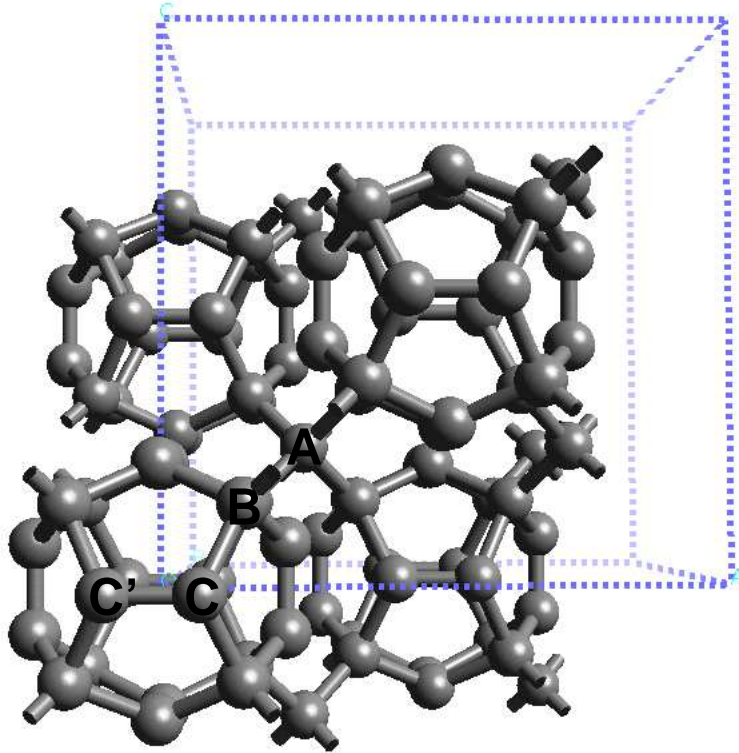


FIG. 1: The face-centered-cubic structure of the $fcc\text{-}C_{22}$ crystal. The conventional unit cell with four formula units is shown. The crystal belongs to the $Fm\bar{3}$ space group and the coordinates of the three independent atoms in units of the lattice constant are $A \equiv (0.25, 0.25, 0.25)$, $B \equiv (0.148, -0.148, 0.148)$, $C \equiv (0.078, -0.217, 0.0)$. The atoms C and C' and the other 10 of the cage equivalent by symmetry are linked by an ethylenic-like bond 1.346 \AA long. In the NaC_{22} compound the alkali atom occupy the octahedral site of the fcc lattice.

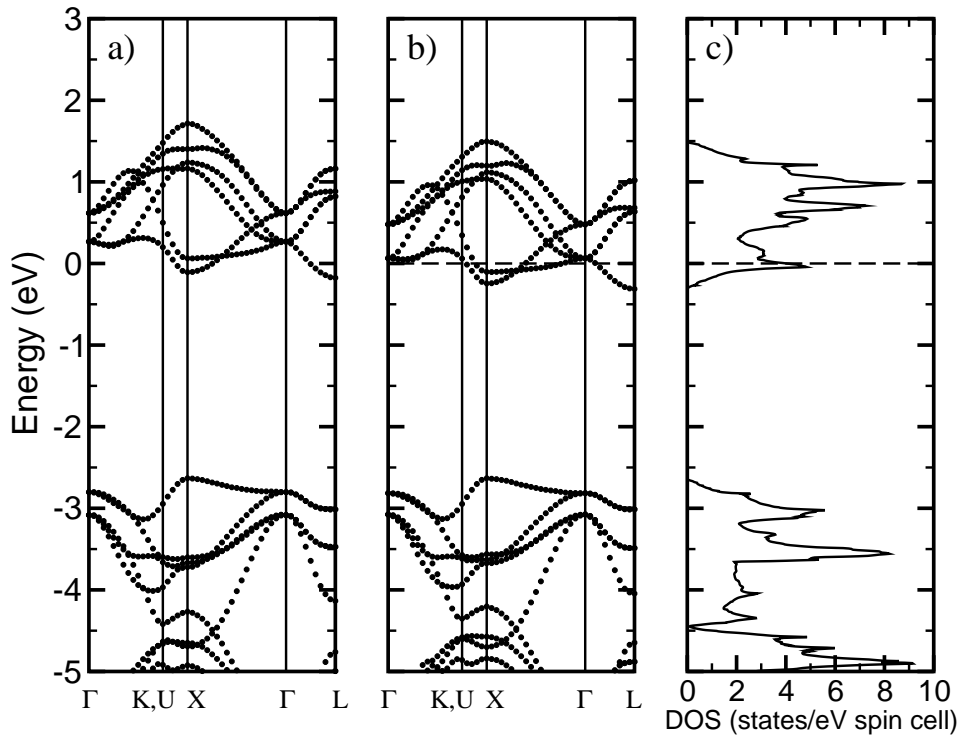


FIG. 2: Band structure around the Fermi level of the pure *fcc*-C₂₂ (a) and NaC₂₂ (b) crystals. The zero of energy is the Fermi level of NaC₂₂. The top of the valence bands of the two compounds is aligned. The two lowest conduction bands at the Γ points have t_u symmetry. The electronic density of state of NaC₂₂ is also reported (c), as computed by the tetrahedron method with 213 points in the IBZ.

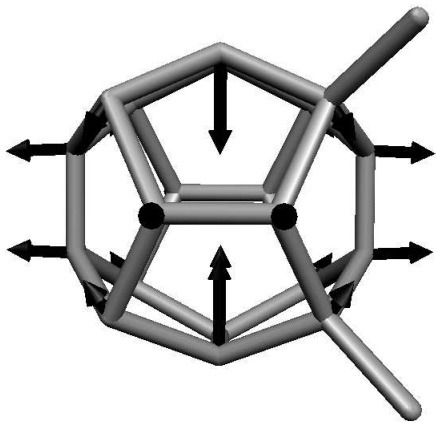


FIG. 3: Displacement pattern of the $E_g(1)$ phonon at 334 cm^{-1} (cfr. Table I).