

Fabrication and transport critical currents of multifilamentary MgB₂/Fe wires and tapes

H.L. Suo, C. Beneduce, X.D. Su and R. Flükiger

Département de Physique de la Matière Condensée, Université de Genève, 24 quai Ernest-Ansermet, CH-1211 Genève 4, Switzerland

Abstract Multifilamentary MgB₂/Fe wires and tapes with high transport critical current densities have been fabricated using a straightforward powder-in-tube (PIT) process. After annealing, we measured transport j_c values up to 1.1×10^5 A/cm² at 4.2 K and in a field of 2 T in a MgB₂/Fe square wire with 7 filaments fabricated by two-axial rolling, and up to 5×10^4 A/cm² at 4.2 K in 1 T in a MgB₂/Fe tape with 7 filaments. For higher currents these multifilamentary wires and tapes quenched due to insufficient thermal stability of filaments. Both the processing routes and deformation methods were found to be important factors for fabricating multifilamentary MgB₂ wires and tapes with high transport j_c values.

Key words—Multifilamentary MgB₂ superconducting wires and tapes; Transport critical current densities; Dense MgB₂ filaments; Groove rolling; Two-axial rolling.

INTRODUCTION

The recent discovery [1] of MgB₂ as a superconductor with transition temperature near 40 K has promoted considerable interest worldwide in the area of basic and applied research on superconducting materials. High transport critical current densities have been reported in MgB₂ bulk samples [2]-[4]. Due to its intermediate transition temperature, weak-link free grain boundaries [5] and low material cost, this material is interesting for potential applications such as MRI (magnetic resonance imaging) and transformers at operating temperature of 20-30K. Soon after its discovery, several research groups have tried to demonstrate the feasibility of fabrication of MgB₂ wires or tapes with high critical current density using the Powder-In-Tube (PIT) method [6-11]. Large critical current densities of 10⁶A/cm² and significant enhancement of irreversibility line and H_{c2} have been reported in MgB₂ films grown on single-crystalline substrates [12-13]. These results brought further excitement to the development of MgB₂ in view of an eventual industrial application.

We have previously reported [6, 14] on the preparation of highly dense monofilamentary MgB₂ tapes with large transport critical current density using Ni and Fe sheath materials. It was found that both grain size of starting powder and appropriate deformation and heat treatment were determinant for getting higher j_c values. The transport j_c values in annealed monofilamentary MgB₂/Fe tapes were up to 10⁴ A/cm² at 4.2 K and 6.5 T and the extrapolated self-field value of j_c in this tape was close to 10⁶ A/cm² [6, 14]. Fe was found to be an excellent candidate material for preparation of MgB₂ tapes or wires. So far, it was reported that multifilamentary MgB₂ wires were produced either using Cu-Ni tube [15] or Cu/NbZr sheath material [16]. In this paper, we extend the use of Fe sheaths [14] to multifilamentary MgB₂ wires and tapes. We found a significant effect of the deformation method on the transport j_c values. The highest j_c values in MgB₂/Fe wires with 7 filaments were achieved by two-axial rolling, followed by a heat treatment. The effect of both preparation route and deformation technique on fabrication and superconducting properties of multifilamentary wires and tapes is discussed.

EXPERIMENTAL

Two experimental routes were used to fabricate MgB₂/Fe wires and tapes with 7 filaments. A schematic diagram of these two routes is shown in Figure 1. The operation

process of filling powder was always carried out inside a glove box under an Ar atmosphere. The powder used was a standard commercial MgB_2 powder from Alfa-Aesar with a purity of 98% which was ball milled for 2 hours down to smaller grain sizes. Figure 2 shows the distributions of powder sizes with and without ball milling. The as-purchased powder contains a large number of agglomerated grains, with a wide size distribution centred at around 60 μm . After 2 hours of ball milling, 35% of grains have diameters around 3 μm , while 60% are centred around 30 μm . The effect of the powder size on j_c was already presented in our previous work [14].

A: Route 1 (bundling)

The first route consisted in packing 7 thin MgB_2/Fe single wires into a Fe tube (OD: 10mm, ID: 7mm) and repeating the same deformation procedure (swaging and drawing used for preparation of single wires) up to a wire diameter of 2.9 mm. The drawn wire was deformed either by groove rolling to 1.7 mm multifilamentary wire and two-axial rolling to square wires with diameter 1.7 mm or 1.1 mm, or by flat rolling to a multifilamentary tape with a thickness of 0.9 mm.

B: Route 2 (drilled holes)

In order to get thinner MgB_2 multifilamentary tapes with well distributed filaments, a second route was followed, consisting in drilling 7 holes with a diameter of 3 mm in a 19 mm Fe rod and packing MgB_2 powder in each hole, followed by swaging and drawing up to 5.5 mm. Part of drawn wire was directly deformed by two-axial rolling down to a square wire with diameter of 1.7 mm. A recovery annealing at 800° for 5 hours was performed for softening the Fe sheath which showed considerably work hardening during wire drawing. The annealed wire was drawn again and then deformed either by two-axial rolling to square wires with diameter 1.3 mm or by flat rolling to tapes with a thickness of 0.5 mm. For monofilamentary MgB_2/Fe tapes, it has been reported [14] that annealing strongly improves the intergranular connectivity and hence leads to higher critical currents. Therefore all wires and tapes prepared by both route1 and route 2 were finally annealed at 950°C for 0.5 h in a flowing Ar atmosphere.

C: Sample characterization

The cross sections and microstructure of all wires and tapes were observed using a Leo-438VP scanning electron microscope equipped with a Kevex system which allows EDX

microanalysis. Transport critical currents were measured on 45 mm long wires or tapes pieces in a He bath at 4.2 K by standard four-probe method. The current and voltage contacts were directly soldered to the sheath materials of the samples and the distance between the voltage contacts was approximately 10 mm, and the voltage criterion used was 1 $\mu\text{V}/\text{cm}$. The magnetic field was parallel to the samples surface and perpendicular to the current direction.

RESULTS

A: Multifilamentary wires and tapes fabricated using route 1 (bundling)

1) Effect of deformation method on transport j_c

Figure 3 shows transversal cross-sections of polished MgB_2/Fe wires and tape with 7 filaments fabricated using the route 1. After groove rolling and two-axial rolling, the multifilamentary wires have uniform transversal sections, as can be seen from Fig. 3.a and 3.b, respectively. However, after flat rolling, the tape does not present well-distributed MgB_2 filaments, as shown in Fig. 3.c. Particularly, the MgB_2 core in the middle of the tape is distorted, due to the gliding and cutting of neighboring Fe tubes during deformation. The thinner the tapes, the worse the distribution of MgB_2 cores has been found.

Fig. 4 shows the transport j_c values at 4.2K as function of applied field in annealed MgB_2/Fe wires with 7 filaments. The wire produced by groove rolling yields a transport j_c value of $9 \times 10^4 \text{ A}/\text{cm}^2$ at 4.2K and 0.75T. In a field of 2.25T, this wire has a j_c value of $1.7 \times 10^4 \text{ A}/\text{cm}^2$, i.e. 3 times less compared to $5 \times 10^4 \text{ A}/\text{cm}^2$ (4.2K, 2.25T) for the 1.7 mm square wire prepared by two-axial rolling. The j_c data of annealed 7 filaments tape produced by route 1 are not shown in the figure due to its low transport j_c value (around $10^2 \text{ A}/\text{cm}^2$ at 4.2K and 0T). Different deformation processes lead to different j_c values in multifilamentary wires and tapes, thus indicates that deformation is an important factor for getting multifilamentary MgB_2 wires with higher j_c values. Groove rolling is known to have multi-axial compression components, which lead to a higher MgB_2 core density than for the wire after drawing [17], but this method also could induce some micro-cracks in the filaments due to its fast deformation speeds. Our two-axial rolling device works at slower rolling speed, which leads not only to a higher density, but also to less cracks in the MgB_2 core. This explanation can be confirmed by the SEM micrographs of both polished MgB_2 cores as shown in figure 5 (a) and (b). A rough and porous

microstructure of MgB₂ core is observed in wire produced by groove rolling. The high porosity and poor microstructure in the MgB₂ core of this wire is likely due to the fast deformation speed of our machine, leading to a degradation of the transport j_c value in this wire, as mentioned above. This is in contrast to the relatively flat and dense aspect of MgB₂ cores of square wires made by two-axial rolling. This important improvement of the MgB₂ core quality is believed to be responsible for the higher transport j_c in the square wire.

2) Effect of thickness on transport j_c

A transport j_c value for the 1.1 mm square wire prepared by two-axial rolling is also shown in Figure 4. We measured j_c value of $1.1 \times 10^5 \text{ A/cm}^2$ (4.2K, 2T) in this wire, the extrapolated value at 4.2K, 0T is around $4 \times 10^5 \text{ A/cm}^2$. Comparing the field behaviour of both 1.7 and 1.1 mm square wires fabricated by two-axial rolling, we observe similar j_c values (Figure 4) with a cross aspect at 4.5T in both wires, which indicates that the transport j_c values in thinner square wires are comparable with those of the thicker square wires (1.7 mm). The result shows that the effect of thickness on j_c in annealed wires is almost negative.

B: Multifilamentary wires and tapes fabricated using route 2 (drilled holes)

1) Effect of processing route on preparation and transport j_c of multifilamentary wires and tapes

Due to the observed gliding and cutting of neighboring Fe tubes during deformation at the conditions chosen in the present work, it is difficult to prepare MgB₂ multifilamentary tape with a well-distributed MgB₂ cores using route 1 (bundling). The second route was thus designed to solve these problems. Figure 6 shows the transversal cross-section of polished 0.5 mm thick MgB₂/Fe tape with 7 filaments fabricated using route 2 (a Fe rod with drilled holes). Compared with Figure 3 (c), the multifilamentary tape produced by route 2 has a very uniform transversal section and homogeneous distribution of MgB₂ filaments. Figure 7 illustrates the transport j_c values at 4.2 K as function of applied field in annealed MgB₂/Fe tape and square wires fabricated by route 2. Firstly, the tape produced by flat rolling in route 2 yields a transport j_c value of $5 \times 10^4 \text{ A/cm}^2$ at 4.2K and 1T, i.e. more than one order of magnitude larger than for the

tape prepared by route 1. In the MgB₂ square wire produced by route 2, we obtained a transport critical current density of 4.8×10^4 A/cm² at 4.2K and 3.5T, which is comparable with that of the square wire produced using route 1 (shown in the Figure 4). The self-field j_c value was not accessible in the present square wire due to the insufficient thermal stability as a consequence of the high electrical resistivity of the Fe sheath. Extrapolating the field dependence of transport j_c in this wire yields self-field values at 4.2K around 4×10^5 A/cm², which is somewhat smaller than the values reported in our monofilamentary MgB₂/Fe tapes [6]. This may be due to a higher degree of texturing in the monofilamentary MgB₂/Fe tapes [18]. Further enhancement of j_c in multifilamentary wires and tapes is expected after improving the texture in the MgB₂ filaments. Compared with those of MgB₂/Fe square wires with 7 filaments, the lower j_c values in the tape with 7 filaments might be due to the effect of intermediate annealing which is discussed below. The present work demonstrates a significant improvement of the j_c values in multifilamentary tape prepared by route 2 (drilled).

2) *Effect of intermediate annealing on transport j_c*

As shown in Figure 7, the transport j_c value in the thinner square wire (1.3 mm) fabricated by applying intermediate annealing during deformation is slightly lower compared with that of the thicker wire (1.7 mm) produced without intermediate annealing. This lowering of the transport j_c value may be due to the shrinkage of the MgB₂ cores occurring during the intermediate annealing, resulting in cracks in the cores when performing further deformation. The tape produced by flat rolling is also employed an intermediate annealing at 800°C during deformation. The lower j_c in this tape is also an evidence that intermediate annealing might be one of reason for the degradation of the j_c value of the MgB₂ wires or tapes. The further optimizations and effect of intermediate annealing and deformation process are being investigated.

CONCLUSION

In summary, we report on the fabrication and superconducting properties of multifilamentary MgB₂ tapes and wires using Fe sheaths. For MgB₂/Fe square wires with 7 filaments, we found that the highest j_c values are obtained after two-axial rolling, followed by annealing. The j_c value in these MgB₂/Fe square wires after annealing at

950°C was 1.1×10^5 A/cm² at 4.2 K and 2 T. The estimated self-field value of j_c at 4.2 K in these multifilamentary wires was close to 4×10^5 A/cm². We found a significant variation of the j_c values using different deformation methods. Compared with groove rolling, two-axial rolling increased the cores density, thus raising j_c . The result indicated that there was no effect of the wire dimensions on the transport j_c values. A 7-filament MgB₂ tape with a transport j_c value of 5×10^4 A/cm² at 4.2K and 1T was also obtained. The preparation processing was found significant for getting multifilamentary MgB₂ tapes with high j_c values.

ACKNOWLEDGMENT

We thank Patrick Cerutti and Aldo Naula for their technical support in the tape annealing. Dr. Pierre Toulemonde, Dr. Reynald Passerini, Gregoire Witz and Paola Lezza for useful discussions and helps. This work was supported by the Fond National Suisse de la Recherche Scientifique.

FIGURE CAPTIONS

FIGURE. 1. Schematic diagram of processing route used for fabrication of MgB₂/Fe multifilamentary wires and tapes; (a) route 1; (b) route 2.

FIGURE. 2. Distribution of powder grain sizes: (a) the as-purchased powder; (b) the ball-milled powder.

FIGURE. 3 Transversal cross-sections of MgB₂/Fe wires and tape with 7 filaments fabricated using route 1 (bundling): (a) wire after groove rolling (diameter: 1.7 mm); (b) square wire after two-axial rolling (dimension: 1.7 mm); (c) tape after flat rolling (thickness: 0.9 mm).

FIGURE. 4. Transport critical current densities at T= 4.2 K as function of applied field in annealed 7-filament MgB₂/Fe wires prepared by the bundling.

FIGURE. 5. SEM images of MgB₂ cores in MgB₂/Fe wires using route 1(bundling): (a) wire after groove rolling (diameter: 1.7 mm); (b) square wire after two-axial rolling (dimension: 1.7 mm)

FIGURE. 6. Transversal cross-sections of MgB₂/Fe tapes with 7 filaments using route 2 (drilled holes): tape after flat rolling (thickness: 0.5 mm).

FIGURE 7. Transport critical current densities at $T = 4.2$ K as function of applied field in annealed 7-filament MgB_2/Fe wires and tape using route 2 (drilled holes). For comparison, the transport j_c curve of an annealed monofilamentary MgB_2/Fe tape is shown [6]

REFERENCES

- [1] J. Nagamatsu, N. Nakagawa, T. Muranka, Y. Zenitani and J. Akimitsu, *Nature*, **410**, 63 (2001).
- [2] M. Kambara, N.H. Babu, E.S. Sadki, J.R. Cooper, H. Minami, D.A. Cardwell, A.M. Campbell and I.H. Inoue, *Supercond. Sci. Technol.* **14**, L5 (2001).
- [3] Y. Takano, H. Takeya, H. Fujii, H. Kumakura, T. Hatano and K. Togano, *Appl. Phys. Lett.* **78**, 2914 (2001).
- [4] M. Dhallé, P. Toulemonde, C. Beneduce, N. Musolino, M. Decroux, and R. Flükiger, *Physica C*. **363**, 155(2001).
- [5] D.C. Larbalestier, L. D. Cooley, M. O. Rikel, A. A. Polyanskii, J. Jiang, S. Patnaik, X. Y. Cai, D.M. Feldmann, A. Gurevich, A. A. Squitieri, M. T. Naus, C. B. Eom, E. E. Hellstrom, R. J. Cava, K. A. Regan, N. Rogado, M. A. Hayward, T. He, J. S. Slusky, P. Khalifah, K. Inumaru and M. Haas, *Nature*, **410**, 186 (2001).
- [6] H.L. Suo, C. Beneduce, M. Dhallé, N. Musolino, J-Y. Genoud and R. Flükiger. *Appl. Phys. Lett.* **79**, 3116 (2001).
- [7] W Goldacker, S I Schlachter, S Zimmer and H Reiner, *Supercond. Sci. Technol.* **14**, 787-793 (2001)
- [8] B. A. Glowacki, M. Majoros, M. Vickers, J. E. Evetts, Y. Shi, and I. Mcdougall, *Supercond. Sci. Technol.* **14**, 193 (2001).
- [9] S. Jin, H. Mavoori, C. Bower and R. B. van Dover, *Nature* **411**, 563 (2001).
- [10] S. Soltanian, X.L. Wang, I. Kusevic, E. Babic, A.H. Li, H.K. Liu, E.W. Collings and S.X. Dou, *Physica C* **361**, 84-90 (2001).
- [11] G. Grasso, A. Malagoli, C. Ferdeghini, S. Roncallo, V. Braccini, M. R. Cimberle and A. S. Siri, *Appl. Phys. Lett.* **79**, 230 (2001).
- [12] C.B. Eom, M.K. Lee, J.H. Choi, L. Belenky, X. Song, L.D. Cooley, M.T. Naus, S. Patnaik, J. Jiang, M. Rikel, A. Polyanskii, A. Gurevich, X.Y. Cai, S.D. Bu, S.E. Babcock, E.E. Hellstrom, D.C. Labalestier, N. Rogado, K.A. Regan, M.A. Hayward, T. He, J.S. Slusky, K. Inumaru, M.K. Haas and R.J. Cava, *Nature* **411**, 558 (2001).

- [13] M. Paranthaman, C. Cantoni, H. Y. Zhai, H. M. Christen, T. Aytug, S. Sathyamurthy, E. D. Specht, J. R. Thompson, D. H. Lowndes, H. R. Kerchner and D. K. Christen, *Appl. Phys. Lett.* **78**, 3669 (2001).
- [14] H.L. Suo, C. Beneduce, M. Dhallé, N. Musolino X.D. Su, E. Walker and R. Flükiger. CEC/ICMC conference, Madison, USA July (2001), accepted for publication in “Advances in Cryogenic Engineering”.
- [15] H. Kumakura, A. Matsumoto, H. Fujii and K. Togano, *Appl. Phys. Lett.* **79**, 2435 (2001).
- [16] C.F. Liu, S.J. Du, G. Yan, Y. Feng, X. Wu, J.R. Wang, X.H. Liu, P.X. Zhang, X.Z. Wu, L. Zhou, L.Z. Cao, K.Q. Ruan, C.Y. Wang, X.G. Li, G.E. Zhou, Y.H. Zhang, cond-mat/0106061.
- [17] H.L. Suo, C. Beneduce, P. Toulemonde and R. Flükiger Submitted to MT-17 conference Geneva, September (2001), accepted for publication in “IEEE Transactions on Applied Superconductivity”.
- [18] C. Beneduce, H.L. Suo, R. Flükiger, to be published.

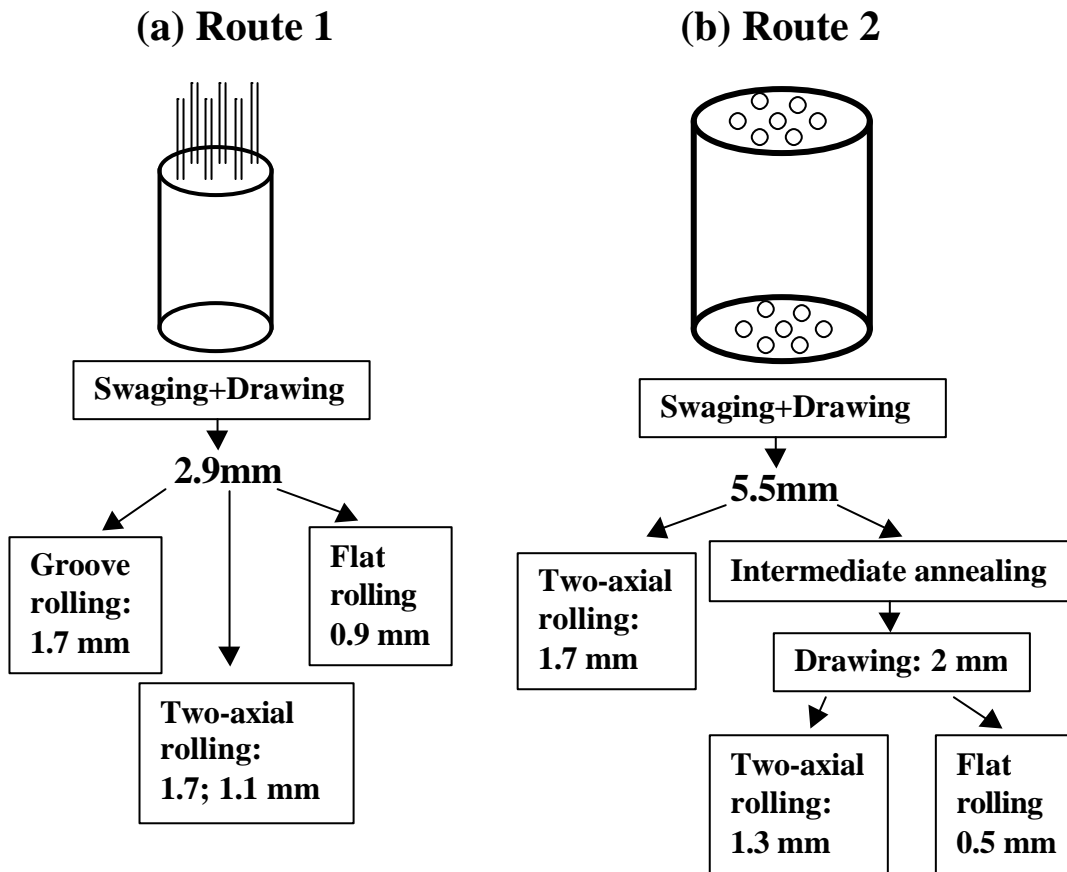


FIGURE. 1

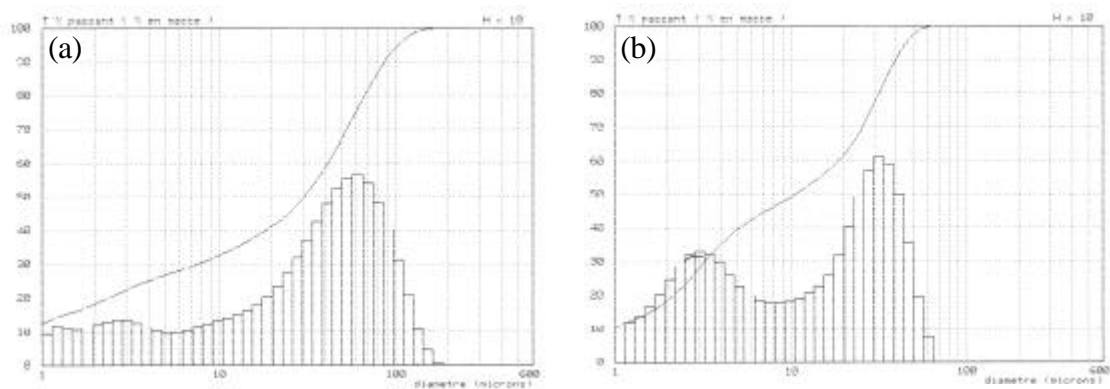


FIGURE. 2

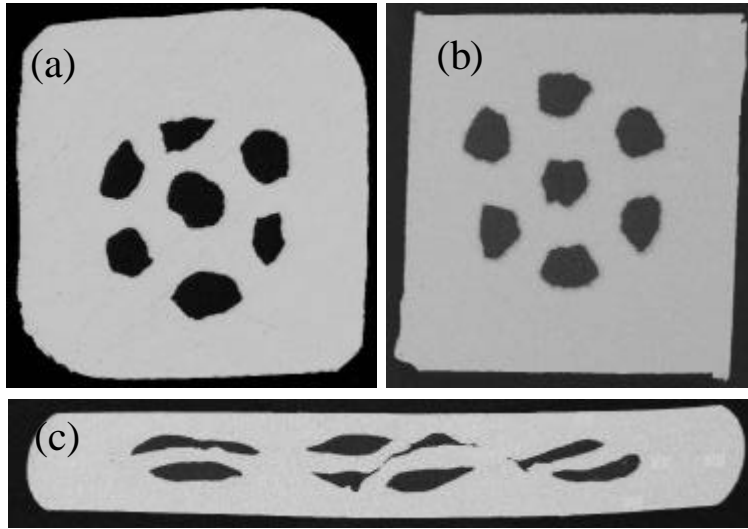


FIGURE. 3

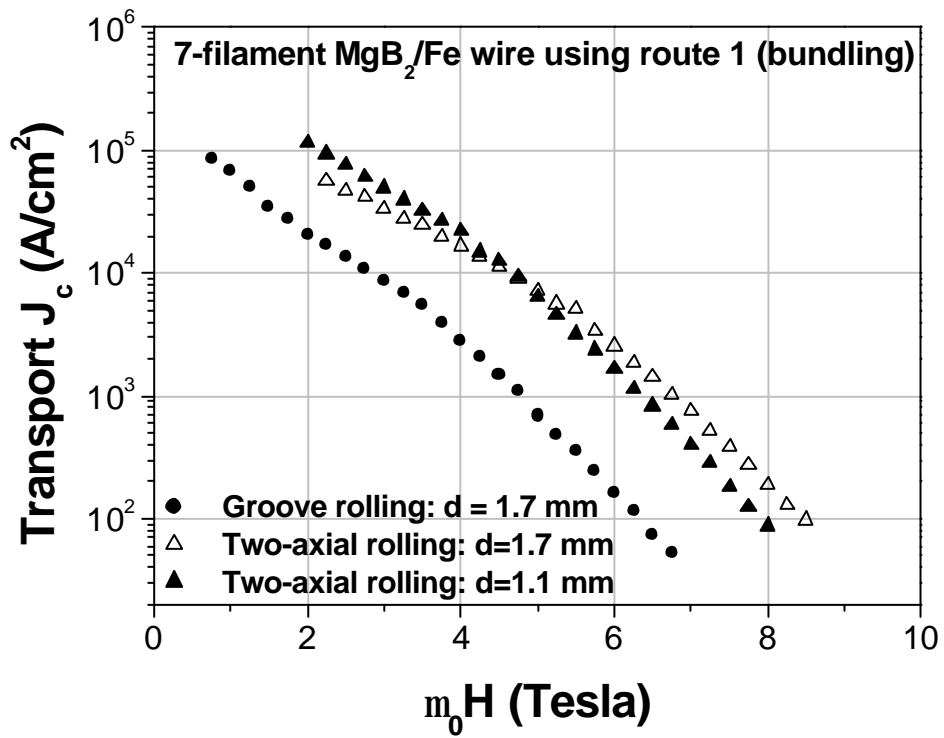



FIGURE. 4



(a)

(b)

FIGURE. 5



FIGURE. 6

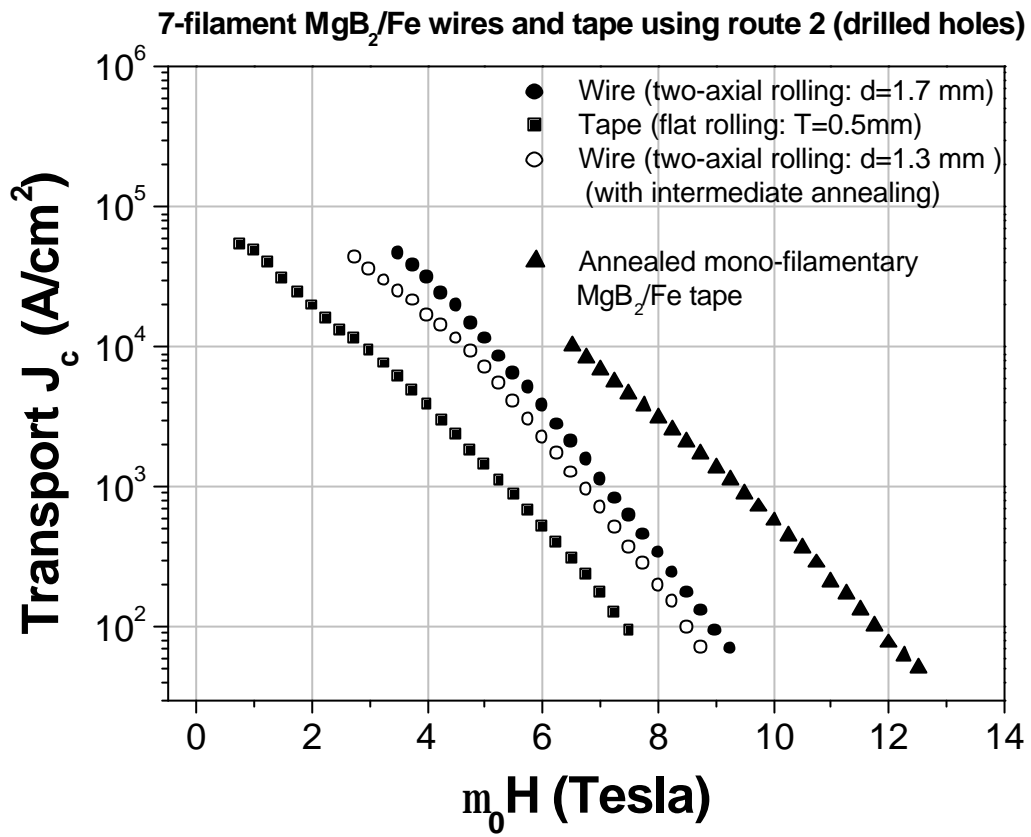


FIGURE. 7