

submitted to IEEE Trans. on El. Insul. and Dielec.

Dielectric mixtures – electrical properties and modeling

Enis Tuncer†, Yuriy V. Serdyuk‡ and Stanisław M. Gubański

Chalmers University of Technology, 412 96 Gothenburg Sweden

†enis.tuncer@elkraft.chalmers.se

‡yuriy.serdyuk@elkraft.chalmers.se

Abstract. A review of current state of understanding of dielectric mixture properties and approaches to use numerical calculations for their modeling are presented. It is shown that interfacial polarization can yield different non-Debye dielectric responses depending on the properties of the constituents, their concentrations and geometrical arrangements. Future challenges on the subject are also discussed.

1. Introduction

Many materials used in our daily life are composites, which are often made up of at least two constituents or phases. The outstanding mechanical properties of many composites, and especially the unique combination of low density with high strength and stiffness have led not only to extensive research but also to a highly developed technologies [1, 2, 3]. In comparison, relatively little attention was given to their other physical properties, which in parallel affected their use in electrical applications [4, 5, 6, 7]. The main advantage of composites is the ability to tailor materials for special purposes. Their applications are evolving day by day through the developments which lead to better precision in their manufacturing.

Designing of composite materials for electrical applications with classical *trial and error* approach requires a lot of time and money. However, by using computers, modeling desired properties of insulation systems can be estimated and corrected. The electrical properties of the system, *i.e.*, its conductivity and dielectric permittivity, are influenced by the properties of the constituents, interaction between them and geometrical configuration. One should not forget that insulating materials or dielectrics, as Faraday called them [8], show various properties at different voltages, temperatures, frequencies, moisture content and mechanical stresses. These should be considered in the design as well as in the diagnostics.

From the early days of the electromagnetic field theory, predicting and calculating the dielectric properties of mixtures has been a challenging problem of both theoretical and practical importance [7, 5, 4, 9, 6, 10, 11, 12, 13]. In composites the polarization of charges due to the differences between the electrical properties of the facing constituents plays an important role. Maxwell [14] was the first to notice this phenomenon when he considered a binary layered structure and expressed the effective dielectric properties of the composite. When structures other than the layered

arrangement of phases were studied [15, 16, 5, 4, 6, 7, 17], it was realised that the problem was not trivial, and even the geometrical shapes [7, 18, 19, 20, 21] and arrangements of inclusions [22, 23, 21, 24, 25, 26, 27, 28] played an important role in the electrical properties of composites.

The aim of this article is to give a brief review on dielectric mixture systems studied in the literature and to attract attention to the behavior of interfacial polarization in frequency dependent fields. First, dielectrics and polarization phenomenon are presented in the next section. Later sections summarize different theoretical studies available in the literature as well as numerical simulations performed by the authors on *ideal* structures. The simulations presented were in two dimensions and were designed such that the chosen material parameters have yielded dielectric relaxations at frequencies lower than 1 MHz. Simulations of three dimensional structures are so far very rear [29, 30, 31, 32, 33] and there is still a need for developments.

2. Dielectrics

2.1. Polarization in dielectrics

The interaction between electromagnetics fields and matter is described by Maxwell equations. Vectors expressing the electrical components, dielectric displacement \mathbf{D} and electric field \mathbf{E} of the electromagnetic phenomena in dielectrics are interrelated.

$$\mathbf{D} = \varepsilon_0 \mathbf{E} + \mathbf{P} \quad (1)$$

The constant ε_0 is the permittivity of the free space, $1/36\pi$ nF/m. The polarization vector, \mathbf{P} , can also be written as follows,

$$\nabla \cdot \mathbf{P} = -\rho \quad (2)$$

where ρ is the charge density. The relation between the dielectric displacement, \mathbf{D} , and the applied field, \mathbf{E} , is often linear and can be expressed with a simple proportionality constant, ε ,

$$\mathbf{D} = \varepsilon \varepsilon_0 \mathbf{E} \quad (3)$$

The constant ε is called the relative permittivity, which describes the dielectric properties of medium. When the polarization, \mathbf{P} , is taken into account (inserting Eq. (3) in Eq. (1)), it is also proportional to the field, \mathbf{E}

$$\mathbf{P} = \chi \varepsilon_0 \mathbf{E} \equiv \varepsilon_0 (\varepsilon - 1) \mathbf{E} \quad (4)$$

The quantity χ is called the polarization coefficient of the substance, or its dielectric susceptibility. Observe that in free space, $\varepsilon = 1$, there is no polarization and $\chi = 0$.

The polarization in materials can be due to several mechanisms; electronic, ionic (molecular), atomic, dipolar (orientational), and interfacial polarizations [34, 35, 36, 37]. Furthermore, hopping of charge carries between localized sites also creates polarization [34, 38, 39, 40, 36]. The first three polarization mechanisms are much quicker than the others. For this reason, depending on the time scale, the fast polarizations can together be considered as an instantaneous polarization, \mathbf{P}_0 . Moreover, the polarization is to be finite at longer times, $\mathbf{P}(t \rightarrow \infty) = \mathbf{P}_s$, since

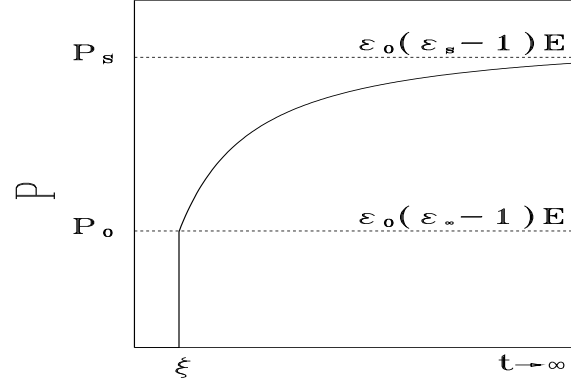


Figure 1. Time dependence of polarization, P , when a constant electric field is applied at $t = \xi$.

infinite amount of electrical energy can not be stored in a dielectric (or a capacitor). Fig. 1 shows the polarization for a medium when a constant-step electric field, $\mathbf{E} = E_0 \hat{\mathbf{n}}$ with $\hat{\mathbf{n}}$ being the unit vector, is applied at $t = \xi$. The permittivity values at $t \rightarrow \infty$ and $t - \xi \approx 0$ are defined as ε_s and ε_∞ which are the static and instantaneous (high frequency) dielectric constants, respectively. The time dependence of polarization is expressed as following when the electric history of the material is known

$$\mathbf{P}(t) = \varepsilon_0(\varepsilon_\infty - 1) \mathbf{E}(t) + \varepsilon_0 \int_{-\infty}^t f(t - \xi) \mathbf{E}(\xi) d\xi \quad (5)$$

where $f(t)$ is called the dielectric response function and it is an intrinsic material property. For harmonic fields Eq. (5) and Eq. (1) yield to the complex dielectric permittivity, $\tilde{\varepsilon}$, as follows.

$$\tilde{\varepsilon}(\omega) = \varepsilon_\infty + \int_0^\infty f(t) \exp(-i\omega t) dt \quad (6)$$

Therefore, the Fourier transform of the response function $f(t)$ is defined as the complex dielectric susceptibility,

$$\begin{aligned} \chi(\omega) &\equiv \tilde{\varepsilon} - \varepsilon_\infty \\ \chi(\omega) &= \chi' - i\chi'' = \int_0^\infty f(t) \exp(-i\omega t) dt \end{aligned} \quad (7)$$

The real and imaginary parts of the dielectric susceptibility are coupled to each other by Kramer-Kronig relations [41].

2.2. Interfacial polarization

When two media are put into contact (forming an interface) and an electric field is applied, charge polarization occurs at the interface due to the differences between the ratios of the electrical properties (conductivity and permittivity). This phenomena was first studied by Maxwell [42] who considered two phase system with one of the phases insulating, $\sigma_1 = 0$. The system was a layered structure and the effective dielectric

permittivity of the mixture was expressed as a function of intrinsic electrical properties of the phases, $\sigma_{1,2}$ and $\epsilon_{1,2} \equiv \epsilon_{\infty_{1,2}}$ and their volume fraction q . The complex dielectric permittivity of the phases, $\tilde{\epsilon}$, in that case is

$$\begin{aligned}\tilde{\epsilon}_1(\omega) &= \epsilon_1 \\ \tilde{\epsilon}_2(\omega) &= \epsilon_2 + \frac{\sigma_2}{i\epsilon_0\omega},\end{aligned}\quad (8)$$

and the effective complex permittivity of the mixture can be expressed as

$$\tilde{\epsilon}_e(\omega) = \epsilon_e + \frac{\Delta\epsilon}{1 + i\omega\tau} \quad (9)$$

where $\Delta\epsilon$ is the dielectric strength of the interfacial polarization and τ is the relaxation time of the polarization. This expression is in the form of Debye relaxation function [43].

$$\Delta\epsilon = \frac{q\epsilon_1\epsilon_e}{(1+q)\epsilon_2} \quad \text{and} \quad \tau = \frac{q(\epsilon_1 + \epsilon_2) + \epsilon_2}{(1+q)\sigma_2}, \quad (10)$$

and ϵ_e is the effective dielectric constant at optical (high) frequencies

$$\epsilon_e = \frac{\epsilon_1\epsilon_2(1+2q)}{q(\epsilon_1 + \epsilon_2) + \epsilon_2} \quad (11)$$

A more general case is that both media have complex dielectric permittivities, $\tilde{\epsilon}_1$ and $\tilde{\epsilon}_2$, in this case the effective dielectric permittivity is expressed as [14, 20]

$$\tilde{\epsilon}_e(\omega) = \frac{\tilde{\epsilon}_1\tilde{\epsilon}_2}{q\tilde{\epsilon}_1 + (1-q)\tilde{\epsilon}_2} \quad (12)$$

The polarized charge density in the interface ρ can be calculated from the Maxwell equations, and is expressed as

$$\rho(\omega) \propto \left[\frac{\epsilon_1\tilde{\epsilon}_2 - \epsilon_2\tilde{\epsilon}_1}{q\tilde{\epsilon}_1 + (1-q)\tilde{\epsilon}_2} \right] \quad (13)$$

The approach of Maxwell (two layer structure) is trivial and yields the only fully valid analytical formulas available in the dielectric mixture theory for any composition of constituents. It can easily be extended to multi-layer systems.

2.3. Electrical conduction

In reality, there are no perfect dielectrics, where conductivity is not present. The resulting total current density flowing through a dielectric when a step electric field is applied, can be written as,

$$\begin{aligned}\mathbf{j}(t) &= \frac{\partial\mathbf{D}(t)}{\partial t} + \sigma\mathbf{E}(t) \\ &= \epsilon_0[\epsilon_\infty\delta(t) + \mathbf{f}(t)]\mathbf{E}(t) + \sigma\mathbf{E}(t)\end{aligned}\quad (14)$$

The two asymptotic parts of the current density, \mathbf{j} , are the instantaneous current density due to the capacitive component, $\epsilon_0\epsilon_\infty\delta(t)$, and the dc conduction current

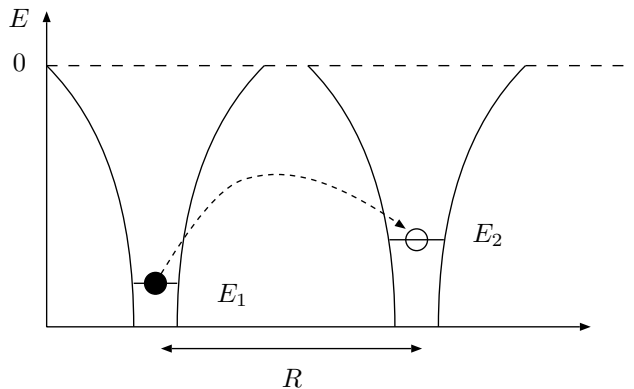


Figure 2. Charge transport between hopping sites.

density due to the conductivity, σ , of the material, respectively. The current density due to the materials polarization is given by the response function, $f(t)$.

The conduction in materials may be real dc conduction which can be divided into two classes: band conduction [44, 45] and dc hopping conduction [46, 47]. The band conduction is present in the absence of defects and impurities, and it is led by the band structure of the material. The latter, dc hopping conduction, takes place via defects or impurities which form potential wells (traps or localized states) that are favorable for charge carriers (electrons, holes and ions) to hop. It is therefore a phenomenon in disordered materials.

The first approach to hopping conductivity was described by Mott and Davis [48]. They had improved the work of Anderson [49, 50] on localization (trapping) of electrons. The hopping conduction model of Mott and Davis showed that, at a finite temperature, electrons are able to tunnel between localized states as in Fig. 2 (for further reference see [46]). The energy and position distributions of the hopping sites decide the transition rate, p_{1-2} [48, 47],

$$p_{1-2} \sim \exp \left[-2\alpha R - \frac{\Delta}{k_B T} \right] \quad (15)$$

where Δ is a function of the energies of the states $E_{1,2}$, and $k_B T$ is the thermal energy; k_B is the Boltzmann constant, $k_B = 86.174 \mu\text{eV/K}$. Note that the charge carriers can in principle tunnel to any state depending on the product of inverse localization length α and hopping distance R . Although, the distance R in Fig. 2 is between two neighboring sites, the model uses the mean hopping distance. For a disordered system in zero electric field condition the rate of change of charges moving from site 1 to site 2 is equal to the rate of change in charges moving from site 2 to site 1. When an electric field is applied, the rate of change will be biased to one side depending on the polarity of the applied field.

The localized states are disordered in insulators and amorphous semiconductors, when their spatial and energy distributions are taken into consideration. Therefore, perturbations in energy of the localized states activate tunneling between the sites. Perturbations can be in the form of temperature, pressure or applied electric field. If the applied voltage is assumed to be alternating, the frequency of the field affects

the hopping rate as well. In addition, at a particular frequency, the charge carriers can hop between two localized sites back and forth which is observed as if dipoles were present [34, 51]. Therefore, at low frequencies or higher temperatures, it is not easy to separate conduction and polarization mechanisms in insulators. The frequency dependent complex conductivity $\tilde{\sigma}$ is given as [34, 51],

$$\begin{aligned}\tilde{\sigma}(\omega) &= \imath \varepsilon_0 \varepsilon(\omega) \\ &= \sigma + \varsigma(\imath\omega)^n\end{aligned}\quad (16)$$

where ς is the hopping conductivity. The low frequency dispersion [34] or hopping conduction contribution, second term on the right-hand-side of Eq. 16, can also be included in the complex dielectric susceptibility χ

$$\chi(\omega) = \frac{\varsigma}{\varepsilon_0(\imath\omega)^\gamma} \quad (17)$$

where ς and γ are constant parameters, $0 < \gamma \leq 1$. The relationship between n and γ in Eq. (16) and (17) is $\gamma = 1 - n$.

2.4. Dielectric loss and relaxation in materials

2.4.1. Single relaxation time Debye [43] considered noninteracting dipoles in a viscous medium. He assumed a response function with a single relaxation time, τ_D ,

$$f(t) = \frac{\Delta\varepsilon}{\tau_D} \exp\left(-\frac{t}{\tau_D}\right) \quad (18)$$

The time constant τ_D in the equation is called the Debye dielectric relaxation time, or simply the relaxation time. The complex dielectric susceptibility, χ , as a function of angular frequency, ω , after using the Fourier transform of the response function in Eq. 18 is

$$\begin{aligned}\chi(\omega) &= \frac{\Delta\varepsilon}{1 + \imath\omega\tau_D} \\ &= \frac{\Delta\varepsilon}{1 + \omega^2\tau_D^2} - \imath \frac{\Delta\varepsilon\omega\tau_D}{1 + \omega^2\tau_D^2}\end{aligned}\quad (19)$$

However, at low frequencies, losses due to the dc conduction are present, then, the susceptibility contains additional term,

$$\chi(\omega) = \frac{\Delta\varepsilon}{1 + \omega^2\tau_D^2} - \imath \left[\frac{\Delta\varepsilon\omega\tau_D}{1 + \omega^2\tau_D^2} + \frac{\sigma}{\varepsilon_0\omega} \right] \quad (20)$$

It is possible to distinguish the two independent processes, dipolar relaxation and dc conduction using the Kramer-Krönig relation [41, 52, 53] or using curve fitting algorithms based on complex non-linear least squares [52, 54, 55, 51, 56, 57, 58].

2.4.2. Distribution of relaxation times From the experimental point of view, the dielectric response of solid materials, except ferroelectrics, does not often show Debye characteristics, and their relaxation characteristics are stretched out in the time domain, and similarly in the frequency domain. For this reason, they are rarely

modeled by distribution of relaxation times [52, 59, 60, 61, 62] or often by a non-Debye empirical response [52, 63, 64, 35, 65, 66, 67, 68, 69, 70, 71, 72, 34, 73, 74, 75, 76, 77, 62]. The former model considers a distribution function, $\mathcal{F}(\tau)$, for the relaxation time, τ . Consequently, Eqs. 18 and 19, then, become,

$$\begin{aligned} f(t) &= \Delta\varepsilon \int_0^\infty \mathcal{F}(\tau) \exp\left(-\frac{t}{\tau}\right) d\tau \\ \chi(\omega) &= \Delta\varepsilon \int_0^\infty \frac{\mathcal{F}(\tau)}{1 + (i\omega\tau)} d\tau \end{aligned} \quad (21)$$

$\mathcal{F}(\tau)$ can be regarded as the fraction of polarization processes with relaxation times between $\log \tau$ and $\log \tau + d \log \tau$ and it satisfies the condition

$$\int_{-\infty}^{\infty} \mathcal{F}(\log \tau) d \log \tau = 1 \quad (22)$$

There have been several methods proposed to obtain $\mathcal{F}(\tau)$ [78, 79, 80, 59, 60, 61, 62, 81, 77], and, the problem is considered ill-mannered. However, using a least-squares-algorithm with constraints [82] and applying the Monte Carlo technique [83, 84], a new procedure has been presented [52]. In the procedure, a least-squares method with box-constraints was used [82] and with the application of the Monte Carlo algorithm a continuous time-axis was constructed. The survived time constants from the least squares yielded the distribution of relaxation times.

Since it is hard to obtain the actual distribution of relaxation times, empirical formulas in the frequency domain based on non-Debye relaxations have been presented in the literature [76, 85, 86, 87, 77]. One of the most frequently used can be presented as:

$$\chi(\omega) = \frac{\Delta\varepsilon}{[1 + (i\omega\tau)^\alpha]^\beta} \quad (23)$$

This equation is called the Havriliak-Negami formula [87], and α and β are empirical parameters depending on the shape of the response, ($0 < \alpha \leq 1 \wedge \alpha\beta \leq 1$) [67]. When, $\alpha = \beta = 1$, we have the classical Debye process. The other famous empirical response functions with distributed relaxation times can also be obtained from Eq. (23), *i.e.*, for $\alpha = 1$ and $\beta \neq 1$ the Cole-Davidson [85] and for $\alpha \neq 1$ and $\beta = 1$ the Cole-Cole [76] empirical formulas. In Fig. 3 different dielectric functions are presented as Cole-Cole plots ($\chi''(\omega)$ versus $\chi'(\omega)$).

When the conduction processes are taken into account, the complex dielectric susceptibility of a material, χ , can therefore be expressed in an empirical form as

$$\chi(\omega) = \sum_j \frac{\Delta\varepsilon_j}{(1 + (i\omega\tau_j)^{\alpha_j})^{\beta_j}} + \frac{\sigma}{i\varepsilon_0\omega} + \frac{\varsigma}{\varepsilon_0(i\omega)^\gamma} \quad (24)$$

where summation over j represents different dielectric relaxation processes within the material, or in a more general functional form as

$$\chi(\omega) = \int_0^\infty \frac{\Delta\varepsilon\mathcal{F}(\tau)}{1 + (i\omega\tau)} d\tau + \frac{\sigma}{i\varepsilon_0\omega} \quad (25)$$

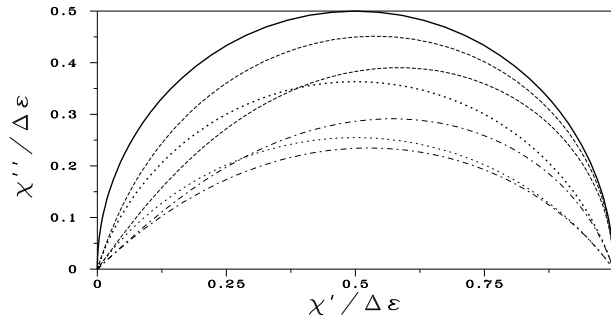


Figure 3. Normalized dielectric relaxation of different functions, Debye single relaxation (—), Cole-Cole with $\alpha = 0.6$ and $\alpha = 0.8$ (·····), Davidson-Cole with $\beta = 0.6$ and $\beta = 0.8$ (- - -) and Havriliak-Negami with $(\alpha, \beta) = (0.6, 0.8)$ and $(\alpha, \beta) = (0.8, 0.6)$ (- · - ·).

3. Studies of dielectric mixtures

3.1. Experimental studies of dielectric systems

Techniques widely used in different branches of science for studying dielectric properties of materials are the dielectric spectroscopies in time and frequency domains. They provide informations on structural and dynamical properties of considered systems. There exists in the literature vast of articles on the applications of the dielectric spectroscopy to mixtures. A broad range of frequencies, ν , can be accessed. The information obtained about the relaxation rates and time constants τ (or the dynamics) of a system ranges approximately between μHz to PHz in the frequency domain and between Ms to fs in the time domain, respectively. The polarization mechanisms, such as, electronic, atomic, molecular *etc.*, in the materials can be therefore studied. Moreover, the dielectric spectroscopy is an effective tool to investigate not only pure form of material states on any scale (micro-, meso- and macroscopic), but their interactions as well.

For insulation applications polymer matrix has been filled with inorganic powders, for example silica and aluminum hydroxide, to enhance the mechanical and electrical properties. Similar systems can be found elsewhere [88, 89, 90, 91, 92, 93, 94, 95, 96, 97, 98, 99, 100, 101, 102, 103, 104, 105]. Previously it was noted that the dielectric permittivity of a system is dependent on moisture. In some cases, such as insulation of power equipment and components, the moisture content in the system affects not only the overall insulation property but the lifetime of the system as well. Therefore, measurements of dielectric response can provide information on the moisture content of insulating materials [106, 107, 108, 109, 110, 111, 112, 113, 114, 115]. There are special cases where composites have been used for current limiting applications [116, 117, 118, 119, 120, 121]. In those cases knowledge of the dielectric properties is essential. In other research fields than electrical insulation, the water uptake of materials and their dielectric properties have been also studied [122, 123, 124, 125, 126, 127, 128, 129, 130, 131]. Liquid-solid mixtures [132], such as, brine-saturated rocks and porous media [133, 134, 135, 67, 54, 136, 125, 126, 137], suspensions in solutions [138, 139, 140] or liquid crystal in polymer matrices [141, 142, 143, 144, 145] have been examined using dielectric spectroscopy technique. One can also include the mixture examples

in biological systems where the dielectric spectroscopy has been one of the tools to obtain information about the structural and dynamical behavior [146, 147, 10, 148]. Similarly, work on liquid-liquid mixtures can be found in the literature [149, 150, 151, 152, 153, 154, 155, 156, 157, 158, 159, 160, 161, 162, 163, 164, 165]. The dielectric spectroscopy technique has been found powerful for investigating polymer-polymer mixtures [166, 167, 168, 169, 170, 171, 172, 173, 174, 175, 176]. Recently, dielectric behavior of confined polymers has got attention [177, 178, 179, 90, 180]. In these cases, guest molecules are trapped in regular matrices of polymers or on substrates. Such structures can also be regarded as composites.

Charge relaxation phenomena in mixtures composed of ceramics [181, 182, 183, 184], metal-oxides [185, 186], ionic-conductors [187, 188, 63, 189, 190] have been also studied [185, 181, 186, 182, 183, 88, 184]. In the case of conductive coating and electromagnetic shielding applications carbon-black [191, 192, 168, 193, 194, 195, 196, 197, 198, 199] and metallic particles [200, 201, 95] have been used as heterogeneities in the matrix medium. For photonic applications, metal-dielectric mixtures have been widely applied [202, 203, 204, 205, 206, 207, 208, 209, 210, 211, 212] to obtain photon localization.

Finally, dielectric spectroscopy or similar techniques has been used to sense the composition of structures [213, 214, 215, 216, 217, 218, 121, 219] or even buried objects [220, 221, 222, 223, 224]. Experimental studies have shown that mixtures have enormous potential for special applications. Therefore, numerical simulations of mixtures can lead not only better understanding of the physics of dielectrics but also improvement of designing of tailored materials without going to expensive attempts.

3.2. Different analytical approaches

Predicting the dielectric properties of mixtures has been a challenging problem when structures other than the layered arrangements were considered. These different approaches are reviewed below.

3.2.1. The simplest approach Gladstone and Dale [225] expressed a formula for the effective electrical properties of mixtures which was proportional and linear to the concentrations and dielectric permittivities of constituents

$$\tilde{\varepsilon}_e = (1 - q)\tilde{\varepsilon}_1 + q\tilde{\varepsilon}_2 \quad (26)$$

In reality, all the expressions that are presented later should yield the same value as Eq. (26) for very low additive concentration ($q \rightarrow 0$) [226], if the ratio of the complex permittivities is not too large.

3.2.2. Mean field theories The mean field theory approaches suppose that one of the phases, an inclusion phase, is inside a matrix phase, and both phases are embedded in an effective medium. Wagner [16] was the first to use this approach, in which in the same way as Maxwell [14], he assumed a structure composed of an insulating host medium, $\tilde{\varepsilon}_1 = \epsilon_1$, with dispersed conducting spherical particles with complex permittivity, $\tilde{\varepsilon}_2 = \epsilon_2 + \sigma_2/(i\varepsilon_0\omega)$. The volume fraction of the spherical inclusions was q . Later, Sillars [18] and Fricke [227] expanded the considerations for conducting ellipsoidal particles dispersed in an insulating medium [228]. In this case shape of the inclusions was accounted for by the parameter n in the complex dielectric permittivity

of the mixture. The shape factor n is a function of the ellipsoidal axes and of the desired direction [18]:

$$n_i = \frac{2}{x_1 x_2 x_3 \mathcal{L}_i} \quad (27)$$

where the subscript i is the desired axis-direction, $i = \{1, 2, 3\}$. The vectors $x_{1,2,3}$ are the radii of the ellipsoid in the arbitrary directions 1, 2 and 3, and \mathcal{L}_i is

$$\mathcal{L}_i = \int_0^\infty \frac{d\zeta}{\left[(x_i^2 + \zeta)^2 (x_1^2 + \zeta) (x_2^2 + \zeta) (x_3^2 + \zeta) \right]^{1/2}} \quad (28)$$

where ζ is the integration variable. The value of \mathcal{L}_i is between 1 and infinity, $1 < \mathcal{L}_i < \infty$. For needle-like shapes parallel to the field direction, n -values are larger than 3. For spherical inclusions, the shape factor, n_i , is 3, and for cylindrical inclusions if the cylinder axis is perpendicular to the applied field, the shape factor is 2, and if large disks perpendicular to the applied field are considered, the shape factor is 1. As a matter of fact, this ellipsoidal model for the dispersed particles represents an infinite variety of shapes which describes real composite materials well. Steeman and his collaborators [96, 19] have improved the model of interfacial polarization of two phase systems by considering the case when the host medium was not insulating but conductive, which was also mentioned elsewhere [229, 230, 231]. The effective permittivity of the mixture was expressed as in the form of Eq. (9) [19], with

$$\begin{aligned} \tilde{\varepsilon}_e(\omega) &= \frac{\tilde{\varepsilon}_1[\eta\tilde{\varepsilon}_2 + (1-\eta)\tilde{\varepsilon}_1] - q(1-\eta)(\tilde{\varepsilon}_2 - \tilde{\varepsilon}_1)}{[\eta\tilde{\varepsilon}_2 + (1-\eta)\tilde{\varepsilon}_1] - \eta q(\tilde{\varepsilon}_2 - \tilde{\varepsilon}_1)} \\ \Delta\varepsilon &= \frac{\eta q(1-q)(\tilde{\varepsilon}_2\sigma_1 - \tilde{\varepsilon}_1\sigma_2)^2}{[(1-\eta)\tilde{\varepsilon}_1 + \eta\tilde{\varepsilon}_2 + \eta q(\tilde{\varepsilon}_1 - \tilde{\varepsilon}_2)][(1-\eta)\sigma_1 + \eta\sigma_2 + \eta q(\sigma_1 - \sigma_2)]^2} \\ \tau &= \varepsilon_0 \frac{(1-\eta)\tilde{\varepsilon}_1 + \eta\tilde{\varepsilon}_2 + \eta q(\tilde{\varepsilon}_1 - \tilde{\varepsilon}_2)}{(1-\eta)\sigma_1 + \eta\sigma_2 + \eta q(\sigma_1 - \sigma_2)} \end{aligned} \quad (29)$$

where η is the inverse shape factor, $\eta = n^{-1}$. Note that for $\eta = 1$ the equations above yield expressions for Maxwell's laminated structure, Eq. (11). Similarly, Wagner's [16] expression can be obtained by considering $\eta = 1/3$. Steeman and Maurer [96] have also introduced a third phase to the system where the third phase is an outer shell of the second phase (phase 3).

The mean field approximations are valid for low concentration of inclusions ($q \ll 1$), since in such cases the inclusion particles are apart from each other and can not feel the influence of the closest neighbors – dipole-dipole interactions [232, 233, 234, 235, 236, 237, 238, 239, 240] which accordingly are ignored.

3.2.3. Molecular approaches In these approaches, the dielectric behavior of the mixture is assumed to be the summation of the dipole moments of each molecule in a vacuum matrix. Similarly to the mean field approach each molecule feels only the force of the applied field, not the neighboring molecules – no dipole-dipole interactions are included. Examples to the molecular approaches are Clausius-Mosotti [37, 7, 241], Onsager-Böttcher [242, 37, 7, 241], and the effective permittivities are expressed as in Eqs. (12) and (29). Kirkwood [243] extended the Onsager theory of dielectric polarization by including the influence of nearest neighbors.

3.2.4. *Regular arrangement of inclusions* Rayleigh [244] approached to the binary mixture problem from a different point of view by assuming unit cells. In his approach, repeating unit cells composed of a matrix phase with sphere inclusions in the centers were considered. He assumed that both media were dielectrics without any conductivity, then, the permittivity of the composite was expressed analytically as a series:

$$\tilde{\varepsilon} = \tilde{\varepsilon}_1 \left[\frac{\tilde{\varepsilon}_2 + 2\tilde{\varepsilon}_1 + 2q(\tilde{\varepsilon}_2 - \tilde{\varepsilon}_1) - q^{10/3} \frac{\pi^2(\tilde{\varepsilon}_2 - \tilde{\varepsilon}_1)^2}{6(\tilde{\varepsilon}_2 + 4\tilde{\varepsilon}_1/3)} + \dots}{\tilde{\varepsilon}_2 + 2\tilde{\varepsilon}_1 - q(\tilde{\varepsilon}_2 - \tilde{\varepsilon}_1) - q^{10/3} \frac{\pi^2(\tilde{\varepsilon}_2 - \tilde{\varepsilon}_1)^2}{6(\tilde{\varepsilon}_2 + 4\tilde{\varepsilon}_1/3)} + \dots} \right] \quad (30)$$

Rayleigh's expression has also been derived by Lorentz–Lorentz [37, 226] and Maxwell–Garnett [245]. The model includes the interaction between spherical inclusions, therefore, by contrast to Wagner [16] and Sillars [18], it should be applicable to mixtures with higher concentration of inclusions. However, when the concentration of the inclusions is approaching one, $q \rightarrow 1$, the permittivity of the mixture, $\tilde{\varepsilon}$ is according to Eq. (30) not equal to the permittivity of the inclusions, $\tilde{\varepsilon}_2$. Although the model can be used for irregular distributions of dilute mixtures, for higher concentrations of inclusions this formula deviates from reality [246, 247]. Bruggeman [248] used Eq. (30), and introduced the incremented volume fraction, dq , of the inclusion phase. He has then derived the following expression:

$$(1 - q) \frac{\tilde{\varepsilon}_1 - \tilde{\varepsilon}_e}{\tilde{\varepsilon}_1 + 2\tilde{\varepsilon}_e} + q \frac{\tilde{\varepsilon}_2 - \tilde{\varepsilon}_e}{\tilde{\varepsilon}_2 + 2\tilde{\varepsilon}_e} = 0 \quad (31)$$

This equation is known as the symmetric Bruggeman formula. The non-symmetric Bruggeman formula is [248, 249],

$$\frac{\tilde{\varepsilon}_2 - \tilde{\varepsilon}_e}{\tilde{\varepsilon}_2 - \tilde{\varepsilon}_1} = (1 - q) \left(\frac{\tilde{\varepsilon}_e}{\tilde{\varepsilon}_1} \right)^\eta \quad (32)$$

Here again η can be regarded as the inverse shape factor as in Eq. (27) or space dimensionality [7, 5].

At higher filler concentrations the mutual interaction of particles is important. Interactions between two particles with different diameters and different dielectric properties which were placed in a background medium were presented by Emets [233] in two-dimensions. The mutual influence of neighboring particles, *e.g.*, force, F , not only depends on the mentioned properties, but it is also affected by the direction of the applied electric field. The polarization of each particle in the applied field affects the field distribution, and therefore, the polarization of the neighboring inclusions [239].

The Rayleigh model was improved by Emets [250] for systems with three components which had complex dielectric permittivities, $\tilde{\varepsilon}_i \neq \epsilon_i$. In this case, the inclusions were assumed to be doubly periodic in an alternating order, and these were two different cylinders with radii, r_1 and r_2 . The complex effective dielectric constant of the system, $\tilde{\varepsilon}$, was calculated from the averages of the displacement and electric field vectors in the region of interest,

$$\tilde{\varepsilon} = \tilde{\varepsilon}_1 \frac{\mathcal{A}}{\mathcal{B}} \quad (33)$$

$$\mathcal{A} = 1 - \Delta_{12}q_1/2 - \Delta_{13}q_2/2 + \Delta_{12}^2A_1 + \Delta_{13}^2A_2 + \Delta_{12}\Delta_{13}(B_1 + B_2)$$

$$\mathcal{B} = 1 + \Delta_{12}q_1/2 + \Delta_{13}q_2/2 + \Delta_{12}^2A_1 + \Delta_{13}^2A_2 + \Delta_{12}\Delta_{13}(B_1 + B_2)$$

Here

$$\Delta_{1p} = \frac{\tilde{\varepsilon}_1 - \tilde{\varepsilon}_p}{\tilde{\varepsilon}_1 + \tilde{\varepsilon}_p} \quad (-1 \leq \Delta_{1p} \leq 1) \quad p = 2, 3 \quad (34)$$

where, $q_{1,2}$ are the concentrations of the inclusion phases, ($0 \leq q_{1,2} \leq 1$). The parameters A_k and B_k ($k = 1, 2$) are functions of the radii of the inclusions,

$$\begin{aligned} A_k = & 2r_k^2 \left\{ 2r_k^3 \sum_{m=1}^{\infty} \frac{1}{r_k^4 - 16m^4} + \sum_{n=1}^{\infty} \sum_{m=1}^{\infty} \left[\frac{r_k - 2m}{(r_k - 2m)^2 - 4n^2} \right. \right. \\ & + \frac{r_k + 2m}{(r_k + 2m)^2 - 4n^2} + \frac{r_k - 2m + 1}{(r_k - 2m + 1)^2 - (2n - 1)^2} \\ & \left. \left. + \frac{r_k + 2m - 1}{(r_k + 2m - 1)^2 - (2n - 1)^2} \right] \right\} \quad (35) \end{aligned}$$

$$\begin{aligned} B_k = & 2r_{3-k}^2 \left\{ 2r_k^3 \sum_{m=1}^{\infty} \frac{1}{r_k^4 - (2m - 1)^4} + \sum_{n=1}^{\infty} \sum_{m=1}^{\infty} \left[\frac{r_k - 2m}{(r_k - 2m)^2 - (n - 1)^2} \right. \right. \\ & + \frac{r_k + 2m}{(r_k + 2m)^2 - (n - 1)^2} + \frac{r_k - 2m + 1}{(r_k - 2m + 1)^2 - 4n^2} \\ & \left. \left. + \frac{r_k + 2m - 1}{(r_k + 2m - 1)^2 - 4n^2} \right] \right\} \quad (36) \end{aligned}$$

A_k and B_k values converge quickly to a constant level for $n = m \geq 10$. When the Rayleigh conditions are applied, Eq. (33) becomes equal to Eq. (30). Although these equations for regular structures with round shapes (spheres or cylinders) are valid for low concentrations, at high frequencies the sizes of the particles are playing an important role [251, 252, 253, 202, 254, 255, 256]. Finally, other periodic structures have also been presented in the literature such as spherical particles [257, 258, 247, 246, 11], cylindrical inclusions [259, 250] tilings (checkerboard) structures [21, 260, 261, 262, 263, 264] and layered structures [265, 266, 267].

3.2.5. The spectral function approach A theoretical advance to the modeling of dielectric properties of binary composites has been developed independently by Bergman [268, 269, 270, 271] and Milton [272, 259, 273, 274, 275]. The method is called the spectral theory, in which a function of composite has been introduced as a compact way of representing data over a range of frequencies and it highlights the role of geometry in determining the effective properties [276, 277, 278]. In this model, the dielectric permittivity of the composite $\tilde{\varepsilon}_e$ is expressed as a function of dielectric permittivities of the constituents $\tilde{\varepsilon}_1$ and $\tilde{\varepsilon}_2$ and the geometry of the composite.

3.3. Bounds on electrical properties

Difficulties in calculating the effective electrical properties of mixtures lead to interest in obtaining bounds on these parameters. Wiener [279] and Hashin-Shtrikman [280] proposed bounds for two component systems. Wiener assumed layered structures

which had topological configurations parallel or perpendicular to the applied field direction. According to it

$$\tilde{\varepsilon}_1 \tilde{\varepsilon}_2 [q \tilde{\varepsilon}_1 + (1 - q) \tilde{\varepsilon}_2] \leq \tilde{\varepsilon}_e \leq (1 - q) \tilde{\varepsilon}_1 + q \tilde{\varepsilon}_2 \quad (37)$$

These bounds are called absolute bounds meaning that the effective property, $\tilde{\varepsilon}_e$ can not be present outside the region given in Eq. (37). If one of the phases forms inclusions (phase 2) in the other (phase 1), then, these two expressions can further be put together by introducing a factor n [241], which can be treated as the shape factor of the inclusion phase.

$$\frac{\tilde{\varepsilon}_e - \tilde{\varepsilon}_1}{\tilde{\varepsilon}_e + (n - 1) \tilde{\varepsilon}_1} = q \frac{\tilde{\varepsilon}_2 - \tilde{\varepsilon}_1}{\tilde{\varepsilon}_2 + (n - 1) \tilde{\varepsilon}_1} \quad (38)$$

Eq. (38) reduces to Wiener bounds as expressed in Eq. (37) for $n = 1$ and for $n = \infty$. Moreover, Eq. (38) is also the same as the Rayleigh [244] and Maxwell-Garnett [245] expressions, Eq. (30). Landauer [5] has mentioned that n is the space dimensionality, where $n = 2$ or $n = 3$. His approach may be valid, as in other mixture formulas, *i.e.*, the Sillars derivation using the effective medium theory for a composite with arbitrary shapes [18] or the Bruggeman asymmetrical theory [248] using the differential effective medium theory, the n -value represents the shape of the mono-dispersed inclusion particles.

Hashin-Shtrikman bounds are narrower than Wiener bounds and they are derived for models of homogeneous and isotropic mixtures. In two-dimensions, the Hashin-Shtrikman bounds are expressed as [7]

$$\tilde{\varepsilon}_1 + \frac{q}{(\tilde{\varepsilon}_2 - \tilde{\varepsilon}_1)^{-1} + (1 - q)(2\tilde{\varepsilon}_1)^{-1}} \leq \tilde{\varepsilon} \leq \tilde{\varepsilon}_2 + \frac{1 - q}{(\tilde{\varepsilon}_1 - \tilde{\varepsilon}_2)^{-1} + q(2\tilde{\varepsilon}_2)^{-1}} \quad (39)$$

Other bounds have been proposed by Bergman [281, 270, 269], Milton [274, 273, 272] and Golden and his collaborators [282, 283, 284, 285]. It was found that (see Tuncer et al. [286]) the bounds were not valid for low frequency permittivity values when interfacial polarization was considered.

3.4. Percolation theory

When higher inclusion concentrations or higher ratios of electrical properties of constituents [264] are considered, percolation phenomenon should be taken into account [287, 288, 289, 290, 291, 292]. It is therefore more meaningful to speak of percolation in disordered systems [293]. At some specific concentration, depending on the model of the packing density, particles start to form conducting chains (percolating clusters) which influence the electric properties, the overall conductivity and the dielectric relaxation [287]. In regularly distributed systems composed of hard spheres (in 3-dimensions) or hard disks (in 2-dimensions) percolation is only observed close to limiting concentrations [11, 246, 20, 22]. Other studies have shown that not only the percolation of one of the phases but the field, charge [288, 239, 294, 48, 295] and particle related issues [212, 192, 296, 297, 99, 298] should also be considered.

In the case of disordered systems, their physical behavior can usually be described by a power law with a percolation threshold and a critical exponent depending on the geometry [299, 300, 209, 301] and on the conduction of the system [287, 288, 291, 290, 302]. One should also not exclude the local field changes

in the composite due to interaction of inclusions. Sorbella [303] concluded that the conductivity of the system around the localized scatterers (inclusions) did not obey Ohm's law. This shows that the micro-structure of a heterogeneous medium affects the conductivity of the system depending on a length scale, l_c which was defined as the distance between the scatterers or inclusions. Mendelson and Schwacher [26] have also mentioned a similar length scale, l_d , which is the variation of the dielectric permittivity in a continuous random dielectric. They have emphasized an other length scale, L_q ; variation of charge density or the electric field. Therefore, average values for the physical quantities such as electric field, potential, dielectric permittivity etc. can be used when $L_q \gg l_d$ or $L_q \gg l_c$.

High concentration of inclusions in composite structures brings forth the problem of particle-particle interactions [243, 304, 238, 232, 233]. The question of packing density for the particulated composite materials [305, 306] and of the packing structure itself becomes important. Particle size, shape, size distribution and cohesion force between them affect the maximum filler content [255] and isotropy of the material. In the percolation region (concentration) and over, the theories described in this section become unreliable. However, some of the mixture formula might be used to predict the percolation threshold, in such cases the shape parameter n in the mixture formulas may be connected with the threshold [7].

The electric conductivity and its mechanisms in granular materials containing metallic inclusions have been investigated intensively [294, 209, 206, 307, 308, 208]. Cases when the concentration of the metal inclusions were low enough were interesting [307, 206, 207, 308] due to possible technological applications. However, it has not been easy to estimate metal concentration for the metal-insulator transition [309, 290, 310, 311], since the tunneling probabilities between the metal inclusions (or the more conductive phase) are involved [294, 312]. For low concentrations of inclusions, in which the system is under the percolation threshold, the conductivity can be activated by the tunneling process. When the percolation threshold is passed, the system clearly shows dc conductivity which is similar to transition between hopping and dc conductivity [48, 47, 46].

4. Numerical simulations

4.1. Previous approaches

Numerical simulations on the behavior of composites can be performed using different techniques. One of the ways is to solve Maxwell's equations in a computational domain [313, 314, 315, 316] and to obtain either the electrical potential or electric field distributions in the domain. However, differences in the physical dimensions in the domain should not be too large, which is one of the drawbacks of computer simulations. Once the distribution of these quantities are known the effective material parameters can be calculated using different methods [317]. The finite element method (FEM) is one of the most intensively used approaches in the field simulations [313, 314, 318]. In this study, the effective medium properties of mixtures are calculated using the finite element method [317, 55, 286, 319, 320, 321, 322, 20, 323, 22]. Similar approaches can also be found elsewhere [32, 30, 29, 31, 33, 23, 324, 325, 326, 327, 230, 231, 328, 204].

There is a multipole expansion approach [250, 233, 232, 329, 330, 331, 332, 333] in which the considered inclusion phase is replaced by multipole source distributions. Monte Carlo techniques have been introduced in which many possible geometrical

arrangements have been considered [334, 335, 336]. The Monte Carlo approaches are similar to molecular dynamic simulations. Since each medium can be characterized with its resistance, capacitance and inductance, modeling composite media with resistor-capacitor networks has been studied [39, 40, 337, 338, 339, 340, 309, 290, 341, 342]. In addition, if there exists a periodicity in the considered geometries, *i.e.*, arrangement of inclusions, fast-fourier-transformation techniques has been applied to obtain the response of the mixtures [54, 134, 135, 136, 343, 344, 345, 346, 347, 348]. Finally, novel approaches, like expanding the potential in harmonic functions [349, 350, 21, 351, 352], using Gaussian random fields [353, 354, 355, 356, 357, 345] and many other methods [354, 358, 359, 360, 361, 362, 363, 150, 364, 365, 143, 366, 367, 368] have been introduced.

At high frequencies or in structures where the smallest part of inhomogeneities – which can be regarded as the size of inclusions – are larger than the wavelength of the applied field, the effective permittivity calculations are not trivial and the results can be misleading [251, 369, 370].

Numerous simulations confirmed the validity of the mixture formulas for regular structures when the mixtures were dilute [55, 321, 322, 323, 22, 23, 324, 325, 32, 231, 327, 363]. For dilute random mixture the results were also similar [371, 23, 17] emphasizing the validity of the effective medium approximations at low inclusion concentrations. When higher concentration of inclusions were studied the validity of the analytical solutions and their comparisons to numerical results were usually questioned and the results were compared with those of the bounds on the electromagnetic properties of composites [279, 280, 282, 372, 283, 284, 285, 373, 281, 274, 273, 272, 270, 271, 269, 374, 375]. In addition, at higher concentrations, approaches like fundamental geometrical parameters have been introduced [272, 275, 345, 281, 270, 271]. Although the geometrical parameters of a structure were constant, one should not disregard the effect of the ratio of electrical properties of the constituents [341, 342, 376] as mentioned previously. Finally, in the numerical calculation, little attention has been given to the interfacial problem [377, 378].

4.2. Application of the finite element method

Analytical calculations of electromagnetic problems are limited to geometrical constraints. For some simple geometries with a small number of materials (regions) and symmetries, analytical solutions can be found [229, 233, 250, 379, 37]. These analytical solutions are obtained using methods of images [380, 381], orthogonal functions (Green functions) [382] and complex variable techniques (conformal mapping) [383, 381, 229]. For more complex geometries and for non-homogeneous regions composed of several materials, numerical solutions of partial differential equations and of integral equations have been developed [313].

Numerical solutions of electrostatic problems within a non-conducting medium are based on solving Poisson's equation

$$\nabla \cdot (\epsilon \epsilon_0 \nabla \phi) = -\rho \quad (40)$$

where ϕ and ρ denote the electrical potential and the charge density in the considered region, respectively. If the medium is conductive where no free charges and sources of charges are allowed, then, the solution is given by

$$\nabla \cdot (\sigma \nabla \phi) = 0 \quad (41)$$

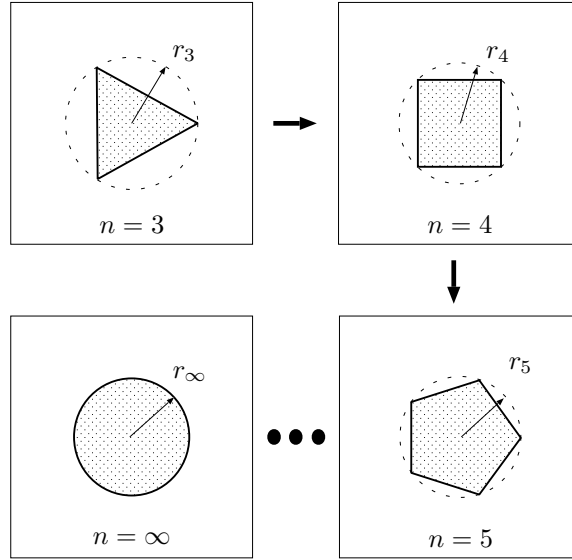


Figure 4. Finite-size scaling of the inclusion shapes (polygons).

When the medium is a mixture of these two cases (lossy dielectric), it consists of dielectric and conductive components. The solution, then, becomes time dependent and is given by a complex electric potential in the region with the coupling of Eqs. (40) and (41), which is also known as the continuity equation for the current density

$$\nabla \cdot (\sigma \nabla \phi) + \frac{\partial}{\partial t} \{ \nabla \cdot [(\epsilon \epsilon_0 \nabla \phi)] \} = 0 \quad (42)$$

Equivalently in Fourier-space with frequency dependent properties, *i.e.*, the complex dielectric permittivity, $\epsilon(\omega) = \epsilon + \chi(\omega) + \sigma / (i\epsilon_0\omega)$, where no free charges are allowed in the region, due to conductivity of the medium (lossy dielectric)

$$\nabla \cdot \{ [i\epsilon_0\epsilon(\omega)\omega] \nabla \phi \} = 0 \quad (43)$$

Field calculation softwares, such as ACE and FEMLAB [384, 385], can be used to solve Eq. (43). Once the potential distribution is known, the complex permittivity of a heterogeneous medium can be calculated in several ways, *e.g.*,

- (1) by using the total current density, j , and the phase difference, θ [386, 35, 55, 286],
- (2) Gauss' law and losses [35, 325, 22, 286],
- (3) energy balance [286],
- (4) and by using the average values of dielectric displacement $\langle \mathbf{D} \rangle$ and electric field $\langle \mathbf{E} \rangle$ [35, 41, 286].

To check the accuracy of the finite element results, two-dimensional inclusions in the form of *regular* polygons with n sides were considered [322], as displayed in Fig. 4. The phase parameters, ϵ and σ , were frequency and voltage independent. The values of ϵ and σ were chosen such that the interfacial polarization observed had a relaxation time, τ , around 1 s. This was achieved when the matrix phase had $\epsilon_1 \equiv \epsilon_1 = 2$ and

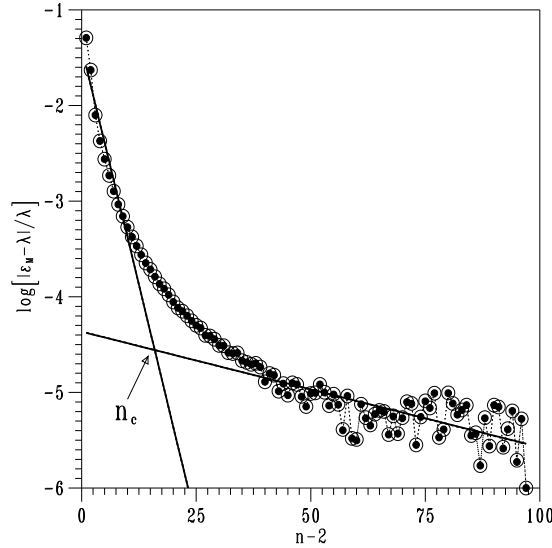


Figure 5. Dependence of percentage error in high frequency dielectric permittivity, $|\varepsilon_M - \lambda|/\lambda$ on number of regular polygon sides, n . The symbols open (○) and filled (●) indicate the solutions obtained using the current density and phase shift between the applied voltage and current and using Gauss' law and the total losses in the medium, respectively. The solid lines (—) represents the fitted curves. n_c is the critical side number for regular polygons.

$\sigma_1 = 1$ pS/m, and the inclusion phase had $\varepsilon_2 \equiv \epsilon_2 = 10$ and $\sigma_2 = 100$ pS/m. The polygons were generated using a circle with radius, r , and a constraint on the area of the polygons, q . Then, the radius, r , as a function of n and q is expressed as,

$$r_n = \sqrt{\frac{q}{n \sin(\pi/n) \cos(\pi/n)}} \quad (44)$$

The denominator inside the square root approaches π as $n \rightarrow \infty$. The size of radius was also used for the meshing procedure of the computation domain where $r_n/15$ was the size of the minimum triangle. Furthermore, this approach led to a finite-size scaling [50, 387] in which as $n \rightarrow \infty$, the inclusion phase was a perfect disk. In Fig. 5, an example of the finite-size behavior is shown. In the figure, difference between the dielectric constant at high frequencies $\varepsilon_M = \varepsilon(\omega@1\text{MHz})$ and the value obtained from analytical solution in Eq. (33) which is presented as λ , ($\lambda = \varepsilon_{Eq. (33)}(\omega@1\text{MHz})$), is plotted against the number of sides, n . A critical number of sides, n_c , is defined, such that over this value, $n > n_c$, the effective properties of medium with regular polygons as inclusions are approximately similar to those of a medium with disk shape inclusions. The analysis showed that n_c is approximately 15 regardless the concentration levels considered, $q \leq 0.3$, and the error in the calculations is $< 0.01\%$ for $n_c > 15$, as displayed in Fig. 5. In fact, even a decagon ($n = 10$) can imitate a disk in which the error in the calculated electrical quantities is less than $< 0.1\%$.

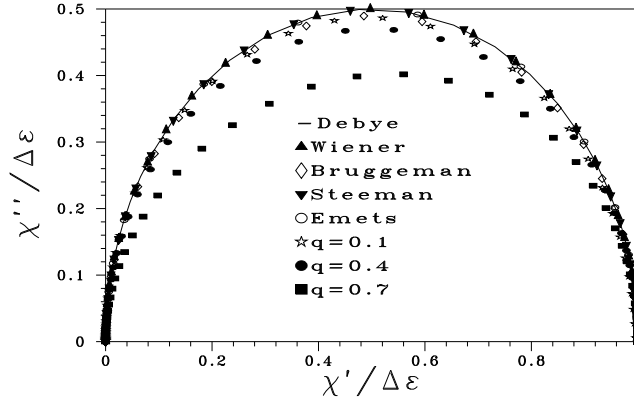


Figure 6. Comparison of the calculated normalized dielectric responses of a binary composites for $q = [0.1(\star), 0.4(\bullet), 0.7(\blacksquare)]$ and the analytical solutions for $q = 0.4$. Properties of the media are $\epsilon_1 = 2$, $\epsilon_2 = 10$, $\sigma_1 = 10^{-12} \Omega^{-1}\text{m}^{-1}$ and $\sigma_2 = 10^{-10} \Omega^{-1}\text{m}^{-1}$. The solid line (—) represents a Debye-type dielectric response.

4.3. Concentration of inclusions and dielectric relaxation

By scanning the dielectric properties of mixtures in a frequency window, one gets a better understanding of the relaxation and the importance of the local electric field or in other words the interaction between inclusions. Therefore, analysis and comparison of mixtures with intermediate ($q = 0.4$) and high ($q = 0.7$) concentrations of inclusions were discussed in Ref. [55]. The inclusions were hard disks which did not overlap; this resulted a packing density (or limiting concentration) for the model, which was $\pi/4$ for the two dimensional square lattice. The obtained frequency dependent complex dielectric permittivities were compared to analytical mixture formulas and were also curve-fitted [388] with the addition of two contributions; the Cole-Cole empirical expression [76] and the dc conductivity,

$$\epsilon = \epsilon + \frac{\chi(0)}{1 + (i\omega\tau)^\alpha} + \frac{(\sigma/\epsilon_0)}{i\omega} \quad (45)$$

The main reason for the curve-fitting procedure was to check the behavior of dielectric relaxation and to find a plausible explanation for deviations from exponential dielectric relaxation. The fitting procedure is presented in Ref. [55].

4.3.1. Intermediate concentrations of inclusions When the concentration of the inclusions phase was 0.4, the differences between different mixture formulas and the FEM solution were significant, as displayed in Fig. 6 and the curve fitting parameters are presented in Table 1. In the figure, the dc contributions have been subtracted from the data. The analytical solution of Emets [250] (Eqs. (33) and (34)) was separated from the other formulas. There were no differences between the responses obtained from the Wiener [279] and Steeman [19] expressions. Except for the Bruggeman [248] formula, the other dielectric responses had similar high frequency values, ϵ , however, the Emets [250] solution yielded the highest value of $\epsilon'(\omega@1\text{MHz})$ compared to the others. The FEM solution was close to those Wiener [279] and Steeman [19] but did not have exactly the same shape, compare the fitting parameters in Table 1.

Table 1. Cole-Cole fitting parameters of different dielectric mixture formulas and the finite element calculations. The electrical parameters of the media are $\epsilon_1 = 2$, $\epsilon_2 = 10$, $\sigma_1 = 1 \text{ pSm}^{-1}$ and $\sigma_2 = 100 \text{ pSm}^{-1}$; $q = 0.4$.

Model	ϵ	$\chi(0)$	τ	α	σ/ϵ_0
Steeman [19]	3.4545	1.0447	1.2689	1.0003	0.2586
Bruggeman [248]	3.5785	1.6213	1.6331	0.9988	0.3031
Emets [250]	3.4881	1.1589	1.3305	0.9993	0.2677
Wiener [279]	3.4545	1.0447	1.2687	1.0003	0.2586
FEM	3.4547	1.0584	1.2658	0.9897	0.2594

The relaxation times, τ , from the curve fitting procedure were close to each other except for the Bruggeman [248] response. The conductivity terms, σ/ϵ_0 obtained from the curve-fitting procedure also showed that the Bruggeman [248] and Emets [250] formulas yielded higher values than the others.

4.3.2. High concentration of inclusions When the concentration of the inclusions was 0.7 which is close to the limiting concentration of the square lattice, $q = \pi/4 = 0.7854$, only the Wiener [279] and Steeman [19] responses were similar to each other, as presented in Table 2. All the responses were different, and the high frequency dielectric permittivities ϵ were between 5.5 and 6. The low frequency values of permittivity, $\epsilon'(\omega@1\mu\text{Hz})$, on the other hand, had large discrepancies. It was extraordinary that the Emets [250] formula resulted in the highest value of the real part of the dielectric permittivity at low frequencies, $\epsilon + \chi(0)$, while in the other considered cases the response estimated by Bruggeman [248] had this character. The FEM solution was non-symmetric, and it could not be modeled with the Cole-Cole empirical formula as presented in Fig. 6. The fitting parameters of the FEM have shown that the obtained response did not have any Cole-Cole characteristics.

Thus, for a simple computational domain of a binary structure, the dielectric relaxation was Debye-like when the concentration of the inclusions was low, and the mixture formulas of Steeman [19], Wiener [279] and Emets [250] agreed with the FEM solutions [55]. Non-Debye and non-Cole-Cole dielectric relaxations were observed for the FEM solutions at higher inclusion concentrations. Since a simple binary system composed of a square lattice exhibited non-expected dielectric responses, introducing geometries and structures which remind more realistic situations would probably yield non-Debye like responses as well. When the dimensions and shapes of the inclusions were different, the time constant of the relaxation would not be single but distributed.

4.4. Structural differences and dielectric relaxation

4.4.1. Ordered structures with different lattices The considered regular lattices were square and triangular as presented in Fig. 7. In these structures, the smallest repeating units used in the calculations are shown as shaded areas in the figure. Two different cases, in which the inclusions were more ($\sigma_1 < \sigma_2$ – match-composite) and less ($\sigma_1 > \sigma_2$ – reciprocal-composite) conductive than the matrix phase were taken into

Table 2. Cole-Cole fitting parameters of different dielectric mixture formulas and the finite element calculations. The electrical parameters of the media are $\epsilon_1 = 2$, $\epsilon_2 = 10$, $\sigma_1 = 10^{-12} \Omega^{-1}\text{m}^{-1}$ and $\sigma_2 = 10^{-10} \Omega^{-1}\text{m}^{-1}$; $q = 0.7$.

Model	ϵ	$\chi(0)$	τ	α	σ/ϵ_0
Steeman [19]	5.4998	4.7154	1.7875	1.0003	0.6068
Bruggeman [248]	5.8779	10.056	3.4816	0.9651	1.0528
Emets [250]	6.0313	10.624	3.1293	0.9975	1.0697
Wiener [279]	5.4998	4.7153	1.7875	1.0003	0.6068
FEM	5.7991	6.9035	2.1502	0.9609	0.7685

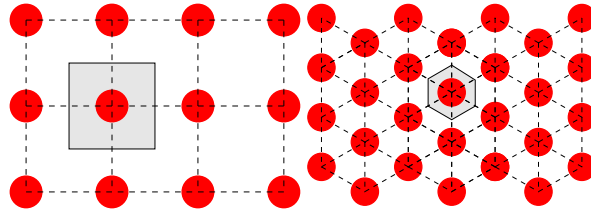


Figure 7. Square (left) and triangular (right) lattices with square and hexagonal unit cells. Dark circles are the inclusions which are distributed in the host medium (white background). The shaded areas are the primitive (unit) cells which are used in the calculations.

consideration. The ohmic conductivities of the media were either 1 pS/m or 100 pS/m.

The analysis of the dielectric responses by means of the Monte Carlo technique [52] are presented in Fig. 8a. The product of dielectric strength and the distribution of relaxation times, $\Delta\epsilon \times \mathcal{F}$, of the $\sigma_1 < \sigma_2$ case, ($\odot - \square$), for two different regular structures were similar and nearly-symmetrical. The slopes of the distributions could be fitted by $(\log \tau)^\kappa$ expression, where $\kappa \approx 6$ for $\log \tau < 0$, and $\kappa \approx -5$ for $\log \tau > 0.3$. It is possible to convolute this distribution into two separate ones characterized by different dominant time constants. When $\sigma_1 > \sigma_2$, ($\bullet - \blacksquare$), the distributions were broader. Moreover, the slope of the distributions at shorter τ -values were identical but, the arrangements of the inclusions had altered the distribution of relaxation times at longer times, $\log \tau > -0.1$. The reconstructed dielectric responses are presented in Fig. 8b and they were more successful than the Cole-Cole curve-fittings.

4.4.2. Disordered structures Earlier numerical simulations [7, 22, 20, 55, 325, 346, 23, 134] of dielectric mixtures by means of the FEM [22, 20, 55, 325, 23] have not considered frequency dependent properties of disordered systems. However, some experimental and theoretical investigations have been reported [287, 6, 339, 337, 340]. The authors of this report, as in regular lattice structures investigated behavior of random systems with concentrations of the phases constant, $q_{1,2} = 0.5$. A concept by of puzzle-like structures was introduced, as presented in Fig. 9. The networks were composed of 16×16 cells, and the matrix and inclusion elements were placed randomly. Altogether 1024 structures were analyzed. A range of responses were obtained depending on the ratio of conductivity values of the structure constituents as well as their distribution.

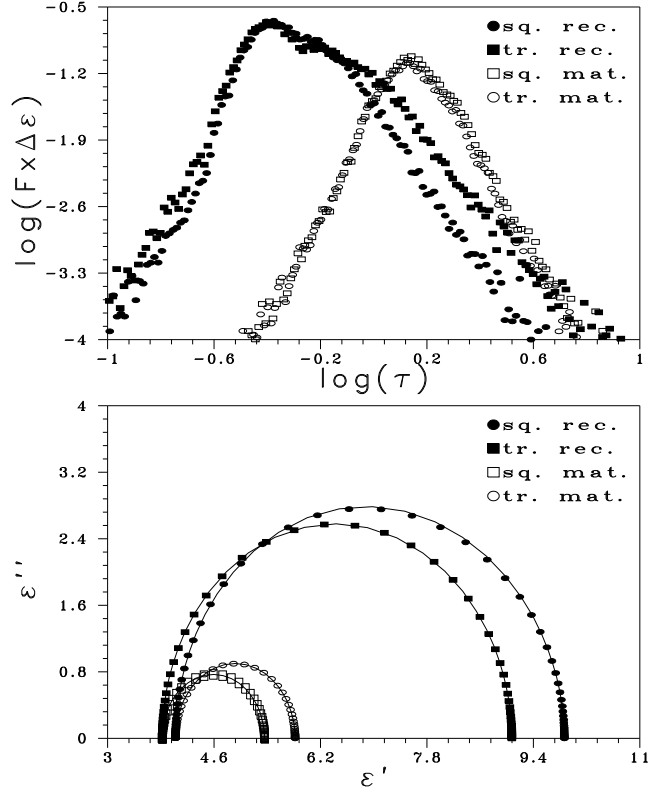


Figure 8. (Up) Product of dielectric strength, $\Delta\varepsilon$, and distribution of relaxation times, \mathcal{F} , found using the Monte Carlo technique [52]. The open (\circ – \square) and filled (\bullet – \blacksquare) symbols represent the responses when $\sigma_1 < \sigma_2$ (match-composite) and $\sigma_1 > \sigma_2$ (reciprocal-composite), respectively. The boxes (\square – \blacksquare) and circles (\circ – \circ) represent the square and triangular lattice, respectively. (Down) Reconstructed dielectric responses, the chain lines ($-\cdot-$), using the distributions in upper subfigure.

Examples of the frequency dependent dielectric permittivities of the structures are displayed normalized in Fig. 10 after subtracting of the ohmic conductivity contributions. The effect of randomness was significant compared to the regular structures, the influence of the local field enhancement and internal structure yielded stronger polarizations. The curve fitting parameters given in Table 3 have indicated that there were slight differences between the two empirical formulas for the $\sigma_1 < \sigma_2$ case (Fig. 10a), however for the $\sigma_1 > \sigma_2$ case (Fig. 10b) the Davidson-Cole expression produced a more successful fit (lower residual) than the Cole-Cole one.

All the obtained responses started and ended at the ε' -axis with an angle of $\pi/2$, which indicated that they were neither Cole-Cole nor Davidson-Cole; a Cole-Cole response starts with $\alpha\pi/2$ and, similarly, a Davidson-Cole response starts with $\beta\pi/2$ in the Cole-Cole representation. This has shown that there exist two relaxation time constants, τ , which set boundaries for the distribution of relaxation times [51]. The reconstructed response using the distribution of relaxation times is displayed by lines in Fig. 10.

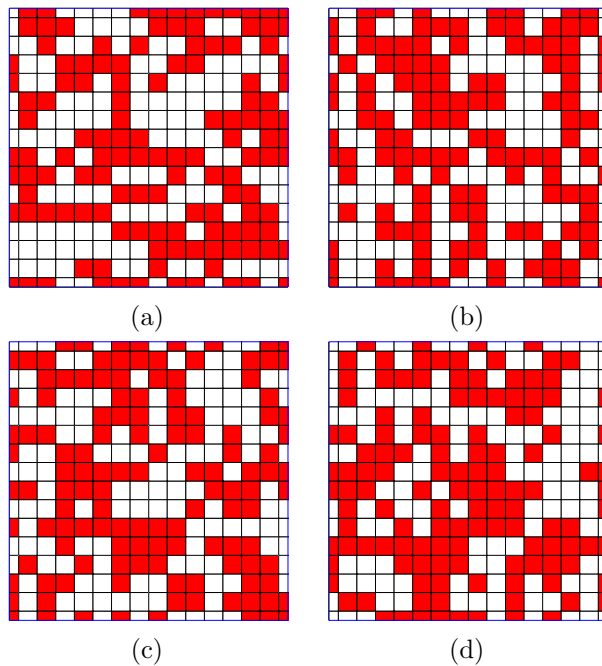


Figure 9. Structures in which the minimum, $\varepsilon'(w@200\pi \text{ Hz})$, (a&c) and the maximum, $\varepsilon'(w@2\pi \text{ mHz})$, (b&d) dielectric permittivities are obtained when $\sigma_1 < \sigma_2$ (a&b) and $\sigma_1 > \sigma_2$ (c&d).

Table 3. Curve fitting parameters of Eq. (23) using Cole-Cole and Davidson-Cole empirical expressions for the dielectric relaxation of random structures with square networks.

Structure	case	ϵ	$\Delta\epsilon$	τ [s]	α	σ/ϵ_0 [S/F]
Fig. 9a	$\sigma_1 < \sigma_2$	4.145	4.819	3.916	0.921	0.609
Fig. 9b	$\sigma_1 < \sigma_2$	4.654	9.260	6.303	0.927	1.185
Fig. 9c	$\sigma_1 > \sigma_2$	4.424	33.89	9.329	0.751	1.623
Fig. 9d	$\sigma_1 > \sigma_2$	4.803	65.29	23.49	0.818	1.159
β						
Fig. 9a	$\sigma_1 < \sigma_2$	4.134	4.796	5.045	0.818	0.609
Fig. 9b	$\sigma_1 < \sigma_2$	4.630	9.222	8.068	0.822	1.185
Fig. 9c	$\sigma_1 > \sigma_2$	4.085	33.44	23.88	0.523	1.623
Fig. 9d	$\sigma_1 > \sigma_2$	4.213	64.66	46.62	0.600	1.159

The analysis has showed that the randomness in the medium spread the dielectric relaxation times over a broader region compared to the regular structures. If the finite-size effects had been taken into account, assuming that the calculations were done on larger crosswords (not 16×16), or if our results could have been extrapolated, the dielectric relaxation in random media would yield a behavior reminding the low

frequency dispersion [34, 389, 38].

4.4.3. Microstructural differences in random lattices When random structures with different lattices, as shown in Fig. 11, were considered, square and honeycomb tiles the smallest parts. The frequency dependent complex dielectric susceptibilities of selected structures with different lattices having the same distribution of phases are presented in Fig. 12. The shape of the Cole-Cole plots of the obtained responses after the subtracting of the ohmic losses were non-exponential, similar to those presented previously in Fig. 10, as presented in Fig. 12. In the figure, the responses were for the reciprocal-composites ($\sigma_1 > \sigma_2$), and in the investigation two different conductivity ratios of the constituents were taken into account. Only the structure with square tiles had symmetrical response for $\varepsilon_1/\varepsilon_2 = 1/5$ and $\sigma_1/\sigma_2 = 100$, the other responses were asymmetrical. When the ratio of the conductivities were increased, $\sigma_1/\sigma_2 = 1000$, the dielectric relaxation of structure with square tiles became distorted. It was interesting that the structure with honeycomb tiles had similar dielectric responses for two considered cases with different conductivity ratios. When the conductivity ratio was increases, a condition for the ‘normal’ low frequency dispersion [34, 337, 389] was created since both responses had flat regions. The ohmic conductivities of the structures were different and the structure with honeycomb tiles had higher conductivity values.

5. Discussion and future challenges

In dilute systems, the dielectric relaxation due to interfacial polarization yields classical Debye relaxation, which was also verified by numerical simulations. However for dense mixtures non-Debye (non-exponential) relaxation behavior can be observed depending on the internal structure of the system and the electrical properties of the constituents. The differences between regular and random structure were remarkable, such that, the random structures had broader non-Debye dielectric relaxations when

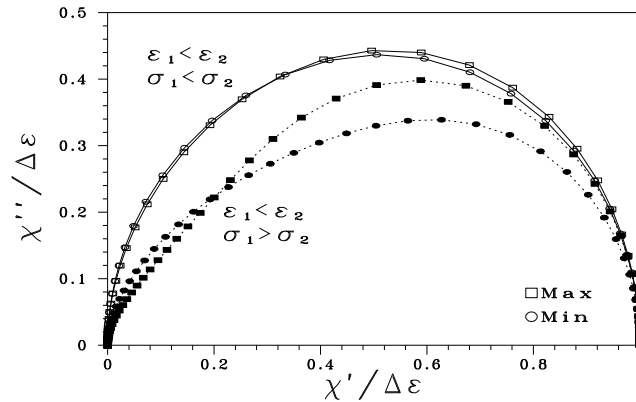


Figure 10. Normalized dielectric responses of random structures with square network. The minimum and maximum dielectric permittivities obtained when $\sigma_1 < \sigma_2$ (Fig. 9a & b) and $\sigma_1 > \sigma_2$ (Fig. 9c & d). The open (o – \square) and filled (\bullet – \blacksquare) symbols represent the responses of structures in Fig. 9 in which the lowest, $\varepsilon(w@200\pi \text{ Hz})$, and the highest, $\varepsilon(w@2\pi \text{ mHz})$, dielectric permittivities are obtained, respectively.

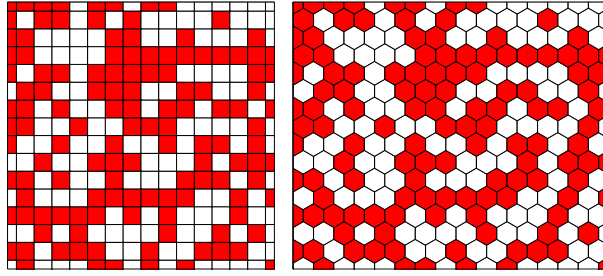


Figure 11. Square (left) and triangular (right) 16×16 lattice structures corresponding to the same set of tile topology. The dark and white polygons are phases with different electrical properties.

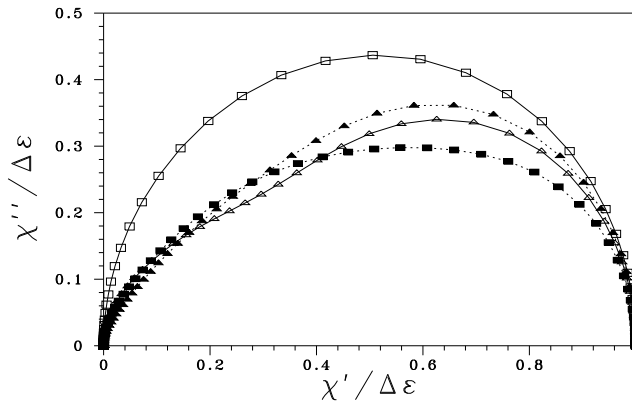


Figure 12. Normalized dielectric responses obtained for two chosen random distributions with square (\square – \blacksquare) and honeycomb (Δ – \blacktriangle) tiles. The open (\square – Δ) and filled (\blacksquare – \blacktriangle) symbols represent the real, χ' and imaginary, χ'' parts of the calculated dielectric susceptibility.

the complex dielectric permittivity ratio of the phases were small. Further modification of the constituents' properties indicated that, it was even possible to obtain a dielectric response remanding the low frequency dispersion behavior. Therefore, one should be careful in interpreting dielectric data since the interfacial polarization could result in various dielectric relaxations depending on the internal structure of the mixture and on the properties of the constituents.

The most important question arising which concerns any kind of numerical simulations is the reliability of obtained results. Here the reliability does not mean the correctness of a physical model representing a real physical phenomenon, but its mathematical and computer implementations. In the case of modeling dielectric properties of composites, this is one of the basic problems because usually there are no exact analytical solutions available that would allow for checking the accuracy of the computed data. Special attention should be paid, for example, when a method for calculating the effective complex permittivity is chosen. Four different methods mentioned in § 4.2 were compared, but only two of them (one based on the total current and phase shift between the current and applied voltage; and one where average field and dielectric displacement were calculated) yielded stable and reliable

solutions [317, 322]. Physical (or mathematical) reasons of discrepancies of the data obtained with different methods are not completely understood yet.

It is obvious, that correct numerical representation of the initial problem must be used in simulations and appropriate meshing of the computational domain must be performed. Meshing is extremely important for the considered problem in order to resolve anisotropy in the composite structure. In this connection, special care should be taken about meshing ability of the used software for solving the field problem in Eq. (43), because it could be very difficult and even impossible to generate a computational mesh if great differences in the dimensions of the matrix and inclusions exist.

The desired outcome from simulations is an agreement between computed results and characteristics of a real composite material. That would prove the applicability of the model and allows performing simulations for other structures with unknown effective parameters. This can be achieved if a real three-dimensional structure of the material is built, and the dependences of electrical properties of the constituents on state variables (frequency, temperature, pressure, electric field, *etc.*) are introduced in simulations. Furthermore, a possibility of modeling different properties of interfacial layers between constituents of the composite should be introduced. These problems have not been solved yet, and is the subject of on-going research.

References

- [1] D. Hull and T. W. Clyne. *An introduction to composite materials*. Cambridge Solid State Science Series. Cambridge University Press, Cambridge, second edition, 1996.
- [2] E. W. MacFarland and W. H. Weinberg. Combinatorial approaches to materials discovery. *TIBTECH*, 17:107–115, March 1999.
- [3] P. Gilormini and Y. Bréchet. Syntheses: Mechanical properties of heterogeneous media: Which material for which model? which model for which material? *Modelling and Simulation in Materials Science and Engineering*, 7:805–816, 1999.
- [4] D. K. Hale. The physical properties of composite materials. *Journal of Materials Science*, 11: 2105–2141, 1976.
- [5] R. Landauer. Electrical conductivity in inhomogeneous media. In J. C. Garland and D. B. Tanner, editors, *Electrical Transport and Optical properties of Inhomogeneous Media*, volume 40 of *AIP Conference Proceedings*, pages 2–43, New York, 1978. American Institute of Physics.
- [6] F. Lux. Review models proposed to explain the electrical conductivity of mixtures made of conductive and insulating materials. *Journal of Materials Science*, 28:285–301, 1993.
- [7] Ari Sihvola. *Electromagnetic mixing formulas and applications*, volume 47 of *IEE Electromagnetic Waves Series*. The Institute of Electrical Engineers, London, 1999.
- [8] M. Faraday. *Experimental researches in electricity*, volume 1. Richard and John Edward Taylor, London, 1839.
- [9] G.K. Batchelor. Transport properties of two-phase materials with random structure. *Annual Review of Fluid Mechanics*, 6:227–255, 1974.
- [10] Y. Feldman, T. Skodvin, and J. Sjöblom. Dielectric spectroscopy on emulsion and related colloidal systems—a review. In J. Sjöblom, editor, *Encyclopedic Handbook of Emulsion Technology*, pages 109–168. Marcel Dekker, Inc., New York, 2001.
- [11] R. C. McPhedran and D. R. McKenzie. The conductivity of lattices of spheres: I. The simple cubic lattice. *Proceedings of Royal Society of London A.*, 359:45–63, 1978.
- [12] C. J. Dias and D. K. Das-Gupta. Inorganic ceramic/polymer ferroelectric composite electrets. *IEEE Transactions on Dielectrics and Electrical Insulation*, 3(5):706–734, 1996.
- [13] D. S. McLachlan and J. Chen. A quantitative analysis of the complex dielectric constants of binary mixtures of lead magnesium niobate-protchloro. *Journal of Physics: Condensed Matter*, 4:4557–4564, 1992.
- [14] J. C. Maxwell. *A Treatise on Electricity and Magnetism- Volume 1*. Clarendon Press, Oxford, third edition, 1891. reprint by Dover.

- [15] K. W. Wagner. Zur theorie der unvollkommenen dielektrika. *Annalen der Physik*, 40(5): 817–855, 1913.
- [16] K. W. Wagner. Erklärung der dielektrischen Nachwirkungsvorgänge auf Grund Maxwell'scher Vorstellungen. *Archiv für Electrotechnik*, II(9):371–387, 1914.
- [17] A. Priou, editor. *Progress in Electromagnetics Research*. Dielectric Properties of Heterogeneous Materials. Elsevier, New York, 1992.
- [18] R.W. Sillars. The properties of a dielectric containing semiconducting particles of various shapes. *Journal of Institution of Electrical Engineers*, 80:378–394, 1937.
- [19] P. A. M. Steeman. *Interfacial phenomena in polymer systems*. PhD thesis, Technische Universiteit Delft, Delft, The Netherlands, 1992.
- [20] E. Tuncer. *Dielectric relaxation in dielectric mixtures*. PhD thesis, Chalmers University of Technology, Gothenburg, Sweden, 2001.
- [21] J. Helsing. Transport properties of two dimensional tilings with corners. *Physical Review B*, 44(21):11677–11682, 1991.
- [22] E. Tuncer and S. M. Gubański. Dielectric properties of different composite structures. In A. Wlochowicz and E. Targosz-Wrona, editors, *Dielectric and Related Phenomena DRP'98: Polymers and Liquid Crystals*, volume 4017 of *Proceedings of SPIE*, pages 136–142, Washington, 1998. Technical University of Lodz, Branch in Bielsko-Biala, Poland, SPIE, The International Society for Optical Engineering.
- [23] B. Sareni, L. Krähenbühl, A. Beroual, and C. Brosseau. Effective dielectric constant of random composite materials. *Journal of Applied Physics*, 81(5):2375–2383, 1997.
- [24] F. Carrique, F. J. Arroyo, and A. V. Delgado. Effect of size polydispersity on the dielectric relaxation of colloidal suspensions: A numerical study in the frequency and time domain. *Journal of Colloid and Interface Science*, 206:569–576, 1998.
- [25] R. Luciano and A. Tamburrino. Homogenization techniques for linear dielectric random composite materials in stationary conditions. *International Journal of Applied Electromagnetics and Mechanics*, 11:163–178, 2000.
- [26] K. S.Mendelson and D. Schwacher. Mean potential and field in a random dielectric. In H.L. Grubin, K. Hess, G.J. Iafrate, and D.K. Ferry, editors, *The Physics of Submicron Structures*, pages 355–359, New York, 1984. American Institute of Physics.
- [27] A. Lakhlakia and W. S. Weiglhofer. Maxwell-Garnett formalism for cubically, nonlinear, gyrotropic, composite media. *International Journal of Electronics*, 84(3):285–294, 1998.
- [28] K. W. Yu and K. P. Yuen. The microstructure and effective dielectric response of nonlinear composites: Decoupling technique and variational methods. *Journal of Physics: Condensed Matter*, 8:11327–11336, 1996.
- [29] C. Brosseau and A. Beroual. Effective permittivity of composites with stratified particles. *Journal of Physics D: Applied Physics*, 34:704–710, 2001.
- [30] A. Boudida, A. Beroual, and C. Brosseau. How do shape anisotropy and spatial orientation of the constituents affect the permittivity of dielectric heterostructures. *Journal of Applied Physics*, 88(12):7278–7288, 2000.
- [31] C. Brosseau and A. Beroual. Dielectric properties of periodic heterostructures: A computational electrostatics approach. *The European Physical Journal Applied Physics*, 6:23–31, 1999.
- [32] A. Boudida, A. Beroual, and C. Brosseau. Permittivity of lossy composite materials. *Journal of Applied Physics*, 83(1):425–431, 1998.
- [33] B. Sareni, L. Krähenbühl, A. Beroual, A. Nicolas, and C. Brosseau. An Intio simulation approach for calculating the effective dielectric constant of composite materials. *Journal of Electrostatics*, 40 & 41:489–494, 1997.
- [34] A. K. Jonscher. *Dielectric Relaxation in Solids*. London: Chelsea Dielectric, London, 1983.
- [35] B. K. P. Scaife. *Principles of Dielectrics*. Oxford Science Publications, 1998.
- [36] H. Fröhlich. *Theory of Dielectrics; Dielectric constant and dielectric loss*. Oxford Science Publications, Oxford, second edition, 1958.
- [37] C. J. F. Böttcher. *Theory of Electric Polarisation*. Elsevier Publishing Company, Amsterdam, 1952.
- [38] A. K. Jonscher. The universal dielectric response and its physical significance. *IEEE Trans. on Elec. Insul.*, 27(3):407–423, 1992.
- [39] J. C. Dyre and T. B. Schröder. Universality of ac conduction in disordered solids. *Reviews of Modern Physics*, 72(3):873–892, 2000.
- [40] J. C. Dyre. Universal low-temperature ac conductivity of macroscopically disordered nonmetals. *Physical Review B*, 48(17):12511–12526, 1993.
- [41] L.D. Landau and E.M. Lifshitz. *Electrodynamics of continuous media*, volume 8 of *Course of*

- Theoretical Physics*. Pergamon Press, New York, 2nd edition, 1982.
- [42] J. C. Maxwell. *A Treatise on Electricity and Magnetism- Volume 1*, pages 450–464. Clarendon Press, Oxford, third edition, 1891. reprint by Dover.
- [43] P. Debye. *Polar Molecules*. Dover Publications, New York, 1945.
- [44] N. W. Ashcroft and N. D. Mermin. *Solid State Physics*. Harcourt Brace College Publishers, New York, international edition, 1976.
- [45] A. P. Sutton. *Electronic Structure of Materials*. Oxford Science Publications, Oxford, reprint edition, 1996.
- [46] S. R. Elliot. *Physics of Amorphous Materials*. Longman Inc., New York, 1984.
- [47] R. Zallen. *The physics of Amorphous Solids*. John Wiley & Sons, Inc., New York, Wiley Classic Paperback edition, 1983.
- [48] N. F. Mott and E. A. Davis. *Electronic Processes in Non-crystalline Materials*. Oxford University Press, Oxford, 1979.
- [49] P. W. Anderson. Absence of diffusion in certain random lattices. *Physics Review*, 109:1492–1505, 1958.
- [50] M. Plischke and Birger Bergersen. *Equilibrium Statistical Physics*. World Scientific, London, second edition, 1994.
- [51] J. R. Macdonald, editor. *Impedance Spectroscopy*. John Wiley & Sons, New York, 1987.
- [52] E. Tuncer and S. M. Gubański. On dielectric data analysis: Introduction of the Monte Carlo method to obtain distributions of relaxation times and a comparison with a functional approach. *IEEE Transactions on Dielectrics and Electrical Insulation*, 8:310–320, 2001.
- [53] P. A. M. Steeman and J. van Turnhout. A numerical Kramers-Krönig transform for the calculation of dielectric relaxation losses free from Ohmic conduction losses. *Colloid & Polymer Science*, 275:106–115, 1997.
- [54] B. Nettelblad. *Dielectric properties of liquid-impregnated porous solids*. PhD thesis, Chalmers University of Technology, Gothenburg, Sweden, 1996.
- [55] E. Tuncer, S. M. Gubański, and B. Nettelblad. Dielectric relaxation in dielectric mixtures: Application of the finite element method and its comparison with mixture formulas. *Journal of Applied Physics*, 89(12):8092–8100, 2001.
- [56] J. R. Macdonald and R. L. Hurt. Analysis of dielectric or conductive system frequency response data using the Williams-Watts function. *Journal of Chemical Physics*, 84(1):486–503, 1986.
- [57] J. R. Macdonald, J. Schoonman, and A. P. Lehn. Three dimensional perspective plotting and fitting of immittance data. *Solid State Ionics*, 5:137–140, 1981.
- [58] J. R. Macdonald and J. A. Garber. Analysis of impedance and admittance data for solids and liquids. *Journal of Electrochemistry Society*, 124:1022–1030, 1977.
- [59] M. Carmona, S. Marco, J. Palacín, and J. Samitier. A time-domain method for the analysis of thermal impedance response preserving the convolution form. *IEEE Transactions on Components and Packaging Technology*, 22(2):238–244, 1999.
- [60] H. Kliem, P. Fuhrmann, and G. Arlt. A numerical method for the determination of first-order kinetics relaxation time spectra. *IEEE Transactions on Electrical Insulation*, 23(6):919–927, 1988.
- [61] F. I. Mopsik. The transformation of time-domain relaxation data into the frequency domain. *IEEE Transactions on Electrical Insulation*, 20(6):957–964, 1985.
- [62] W. A. Yager. The distribution of relaxation times in typical dielectrics. *Physics*, 7:434–450, 1936.
- [63] S. Capaccioli, M. Lucchesi, R. Casalini, P. A. Rolla, and N. Bona. Influence of the wettability on the electrical response of microporous systems. *Journal of Physics D: Applied Physics*, 33:1036–1047, 2000.
- [64] S. Capaccioli, L. Lucchesi, P. A. Rolla, and G. Ruggeri. Dielectric response analysis of a conducting polymer dominated by the hopping charge transport. *Journal of Physics: Condensed Matter*, 10:5595–5617, 1998.
- [65] D. L. Sidebottom, P.F. Green, and R. K. Brow. Scaling parallels in the non-debye dielectric relaxation of ionic glasses and dipolar supercooled liquids. *Physical Review B*, 56(1):170–177, 1997.
- [66] S. N. Al-Refai. A generalized representation for dielectric dispersion. *Applied Physics A: Materials Science & Processing*, 6:493–497, 1996.
- [67] B. Nettelblad and G. A. Niklasson. Simple expressions of the dielectric response of suspensions in an electrolyte. *Journal of Colloid and Interface Science*, 181:165–168, 1996.
- [68] J. C. Phillips. Stretched exponential relaxation in molecular and electronic glasses. *Reports on Progress in Physics*, 59:1133–1207, 1996.
- [69] D. K. Das-Gupta. Polyethylene: Structure, morphology, molecular motion and dielectric

- behavior. *IEEE Electrical Insulation Magazine*, 10(3):5–15, May/June 1994.
- [70] D. K. Das-Gupta and P. C. N. Scarpa. Modeling of dielectric relaxation spectra of polymers in the condensed phase. *IEEE Electrical Insulation Magazine*, 15(2):23–32, 1999.
- [71] A. Schönhals and E. Schlosser. Dielectric relaxation in polymeric solids. 1. A new model for the interpretation of the shape of the dielectric relaxation function. *Colloid & Polymer Science*, 267:125–132, 1989.
- [72] G. Williams. Dielectric relaxation behavior of amorphous polymers and related materials. *IEEE Transactions on Electrical Insulation*, 20(5):843–857, 1985.
- [73] V. V. Daniel. *Dielectric relaxation*. Academic Press, London, 1967.
- [74] N. G. McCrum, B. E. Read, and G. Williams. *Anelastic and Dielectric Effects in Polymeric Solids*. John Wiley & Sons Ltd., London, dover edition, 1967.
- [75] W. Kauzmann. Dielectric relaxation as a chemical rate process. *Reviews of Modern Physics*, 14:12–44, 1942.
- [76] K. S. Cole and R. H. Cole. Dispersion and adsorption in dielectrics. *Journal of Chemical Physics*, 9:341–351, 1941.
- [77] J. G. Kirkwood and R. M. Fuoss. Anomalous dispersion and dielectric loss in polar polymers. *Journal of Chemical Physics*, 9:329–340, 1941.
- [78] F. D. Morgan and D. P. Lesmes. Inversion for dielectric relaxation spectra. *Journal of Chemical Physics*, 100(1):671–681, 1994.
- [79] H. Schäfer, E. Sternin, R. Stannarius, M. Arndt, and F. Kremer. Novel approach to the analysis of broadband dielectric spectra. *Physical Review Letters*, 76(12):2177–2180, 1996.
- [80] H. Keiter and M. Rosenberg. On the probability distributions of relaxation times in glasses. *European Journal of Physics B*, 5:599–603, 1998.
- [81] R. M. Fuoss and J. G. Kirkwood. Electrical properties of solids. viii. dipole moments in polyvinyl chloride-diphenyl systems. *Journal of American Chemical Society*, 63:385–394, 1941.
- [82] M. Adlers. Least squares problems with box constraints. Licentiate thesis—Tech. rep. LiTH-MAT-R-1998-19, Department of Mathematics, Linköping University, Linköping, Sweden, 1998.
- [83] K. Binder. Applications of Monte Carlo methods to statistical physics. *Reports on Progress in Physics*, 60:487–559, 1997.
- [84] N. Gershenfeld. *The Nature of Mathematical Modeling*. Cambridge University Press, 1999.
- [85] D. W. Davidson and R. H. Cole. Dielectric relaxation in Glycole, Propylene Glycol, and *n*-Propanol. *Journal of Chemical Physics*, 19:1484–1490, 1951.
- [86] R. H. Cole. On the analysis of dielectric relaxation measurements. *The Journal of Chemical Physics*, 23(3):493–499, 1955.
- [87] S. Havriliak and S. Negami. A complex plane analysis of α -dispersion in some polymer systems. *Journal of Polymer Science: Part C*, 14:99–117, 1966.
- [88] A. Lian, L. Martinu, and M. R. Wertheimer. Electrical conduction in double-layer P-SiO₂/polymer dielectric structures. *IEEE Transactions on Dielectrics and Electrical Insulation*, 2(1):62–73, 1995.
- [89] D. Khastgir and K. Adachi. Piezoelectric and dielectric properties of siloxane elastomer filled with bariumtitanate. *Journal of Polymer Science: Part B: Polymer Physics*, 37:3065–3070, 1999.
- [90] K. U. Kirsh, F. Kremer, and V. M. Litvinov. Broad-band dielectric spectroscopy on the molecular dynamics of bulk and absorbed poly(dimethylsiloxane). *Macromolecules*, 26:975–980, 1993.
- [91] A.-M. Jeffery and D. H. Damon. Dielectric relaxation properties of filled ethylene propylene rubber. *IEEE Transactions on Dielectrics and Electric Insulation*, 2(3):394–408, 1995.
- [92] S. H. Kim, E. A. Cherney, and R. Hackam. Effects of filler level in rtv silicone rubber coating used in hv insulators. *IEEE Transactions on Dielectrics and Electrical Insulation*, 27(6):1065–1072, 1992.
- [93] S. Yamanaka, T. Fukuda, G. Sawa, M. Ieda, M. Ito, and T. Seguchi. Effect of filler concentration on electrical conductivity and ultralow-frequency dielectric properties. *IEEE Transactions on Dielectrics and Electrical Insulation*, 2(1):54–61, 1995.
- [94] S. Yamanaka, T. Fukuda, G. Sawa, M. Ieda, M. Ito, and W. Kawakami. Ultralow-frequency dielectric properties of epr with filler. *IEEE Transactions on Dielectrics and Electrical Insulation*, 27(1):1073–1082, 1992.
- [95] C. Brosseau, P. Quéffelec, and P. Talbot. Microwave characterization of filled polymers. *Journal of Applied Physics*, 89(8):4532–4540, 2001.
- [96] P. A. M. Steeman and F. H. J. Maurer. An interlayer model for the complex dielectric constant

- of composites. *Colloid & Polymer Science*, 268:315–325, 1990.
- [97] P. A. M. Steeman, F. H. J. Maurer, and M. A. van Es. Dielectric monitoring of water absorption in glass-bead-filled high-density polyethylene. *Polymer*, 32(3):523–530, 1991.
- [98] K. Nagata, S. Kodama, H. Kawasaki, S. Deki, and M. Mizuhata. Influence of polarity of polymer on inorganic particle dispersion in dielectric particle/polymer composite systems. *Journal of Applied Polymer Science*, 56:1313–1321, 1995.
- [99] E. Mårtensson. Electrical characteristics of SiC powders. Licenciate thesis–Tech. rep. TRITA EEA-0003, Department of Electric Power Eng., Royal Institute of Technology, Stockholm, Sweden, November 2000.
- [100] S. A. Ghany, M. H. A. Salam, and G. M. Nasir. Study of dielectric properties of particulated blends. *Journal of Applied Polymer Science*, 77:1816–1821, 2000.
- [101] M. Arous, A. Kallel, Z. Fakhfakh, and G. Perrier. Maxwell-Wagner-Sillars relaxations in surface-modified glass-bead polystyrene-based composites. *Composite Interfaces*, 5(2):137–153, 1997.
- [102] W. Yin, J. Tanaka, and D. H. Damon. A study of dielectric relaxation in aluminosilicate-filled low-density polyethylene. *IEEE Transactions on Dielectrics and Electrical Insulation*, 1(2):169–180, 1994.
- [103] W. Yeh and P. P. Budenstein. Electrical conduction at low fields of composites sparsely filled with aluminum particles. *IEEE Transactions on Dielectrics and Electrical Insulation*, 2(1):84–96, 1995.
- [104] R. G. Wojtecki. The use of chopped strand fiberglass papers for electrical and thermal insulation systems. *IEEE Electrical Insulation Magazine*, 4(1):14–18, 1988.
- [105] C. F. Zukowski. Material properties and their electrophysical response. *Annual Review of Materials Science*, 23:45–78, 1993.
- [106] R. Neimanis. *On estimation of Moisture Content in Mass Impregnated Distribution Cables*. PhD thesis, Royal Institute of Technology, Stockholm, Sweden, 2001.
- [107] A. Helgeson. *Analysis of Dielectric Response Measurement Methods and Dielectric Properties of Resin-Rich Insulation During Processing*. PhD thesis, Royal Institute of Technology, Stockholm, Sweden, 2000.
- [108] A. Helgeson. Dielectric properties of machine insulation studied with dielectric response. Licenciate thesis–Tech. rep. TRITA EEA-9704, Department of Electric Power Eng., Royal Institute of Technology, Stockholm, Sweden, May 1997.
- [109] U. Gäfvert, G. Frimpong, and J. Fuhr. Modelling of dielectric measurements on power transforms. In *CIGRE Session*, volume 15, 1998.
- [110] U. Gäfvert. Condition assesment of insulation systems analysis of dielectric response methods. In *NORD-IS'96 Nordic Insulation Symposium, Bergen*, pages 1–20, Trondheim, 1996. Elkraftteknikk, Norwegian University of Technology.
- [111] U. Gäfvert and B. Nettelblad. Measurement techniques for dielectric response characterisation at low frequencies. In *NORD-IS'90 Nordic Insulation Symp. Lyngby Denmark*, volume 7, pages 7:1–10, 1990.
- [112] H. Kärner, U. Stietzel, M. Saure, and W. Gölz. Determination of small water contents in solid organic insulating materials and the influence of the moisture on the dielectric properties. In *CIGRE, International Conference on Large High Voltage Electric Systems*, number 15-2, pages 1–10, 1984.
- [113] E. Tuncer, S. M. Gubański, J. Lambrecht, and Roland Bärsch. Thermally stimulated depolarization currents of silicone rubbers immersed in water. In *1998 IEEE International Conference on Conduction and Breakdown in Solid Dielectrics ICSD'98*, pages 193–197, Västerås, 1998. ABB Support AB Sweden.
- [114] M. S. E. Wang, S. M. Gubanski, and W. D. Lampe. Wettability and TSD spectra of RTV silicone rubber coatings exposed to water immersion. In *8th International Symposium on High Voltage Engineering*, number 47.05, pages 189–192, 1993.
- [115] L. Dallamagne. Water absorption in silicone rubber and dielectric response measurements. Diploma work SECRC/KH/TR-93/030, ABB Corporate Research, 1993.
- [116] A. R. Duggal and F. G. Sun. The initiation of high current density switching in electrically conducting polymer composite materials. *Journal of Applied Physics*, 83(4):2046–2051, 1998.
- [117] A. R. Duggal and L. M. Levinson. A novel high current density switching effect in electrically conducting polymer composite materials. *Journal of Applied Physics*, 82(11):5532–5539, 1997.
- [118] A. R. Duggal and L. M. Levinson. High power switching behavior in electrically conducting polymer composite materials. *Applied Physics Letters*, 71(14):1939–1941, 1997.

- [119] R. Strümpfer, G. Maidorn, and J. Rhyner. Fast current limitation by conducting polymer composites. *Journal of Applied Physics*, 81(10):6786–6794, 1997.
- [120] R. Strümpfer, G. Maidorn, and J. Rhyner. Fast current limitation by conducting polymer composites. *Journal of Applied Physics*, 81(10):6786–6794, 1997.
- [121] R. Strümpfer. Polymer composite thermistors for temperature and current sensor. *Journal of Applied Physics*, 80(11):6091–6096, 1996.
- [122] M. Strømme-Mattsson, P. Hedenus, G. A. Niklasson, and R. Ek. A new method of characterising liquid uptake with in particles over short time periods. *International Journal of Pharmaceutics*, 1999:179–185, 2000.
- [123] T. Zakri and J.-P. Laurent. Time domain reflectometry techniques for water content measurements. *High Temperatures-High Pressures*, 30(1):19–23, 1998.
- [124] W. M. Banks, F. Dumolin, D. Hayward, R. A. Pethrick, and Z.-C. Li. Non-destructive examination of composite joint structures: A correlation of water absorption and high-frequency dielectric propagation. *Journal of Physics D: Applied Physics*, 29:233–239, 1996.
- [125] S. Capaccioli, M. Lucchesi, R. Casalini, P. A. Rolla, and N. Bona. Effect of water inclusions on charge transport and polarization in porous media. *IEEE Transactions on Dielectrics and Electrical Insulation*, 8(3):454–460, 2001.
- [126] S. Capaccioli, M. Lucchesi, R. Casalini, P. A. Rolla, and N. Bona. Influence of the wettability on the electrical response of microporous systems. *Journal of Physics D: Applied Physics*, 33:1036–1047, 2000.
- [127] A. Berg, G. A. Niklasson, K. Brantervik, B. Hedberg, and L. O. Nilsson. Dielectric properties of cement mortar as a function of water content. *Journal of Applied Physics*, 71(12):5897–5903, 1992.
- [128] Y. Sheiretov and M. Zhan. Dielectrometry measurements of moisture dynamics in oil-impregnated pressboard. *IEEE Transactions on Dielectrics and Electrical Insulation*, 2(3):329, 1995.
- [129] M. Abder-Razzaq, D. W. Auckland, and B. R. Varlow. Investigation of the factors governing water absorption in HV composite insulation. *IEEE Transactions on Dielectrics and Electrical Insulation*, 5(6):922–928, 1998.
- [130] M. F. Kabir, W. M. Daud, K. B. Khalid, and A. H. A. Sidek. Equivalent circuit modeling of the dielectric properties of rubber wood at low frequencies. *Wood and Fiber Science*, 32(4):450–457, 1997.
- [131] J. U. Jeon. Electrostatic suspension of dielectrics. *IEEE Transactions on Industrial Electronics*, 45(6):938–946, 1998.
- [132] C. Brosseau. Dielectric properties of polymer-liquid composite systems. *Journal of Applied Physics*, 75(1):672–674, 1994.
- [133] S. S. Yoon, H. C. Kim, and R. M. Hill. The dielectric response of hydrating porous cement paste. *Journal of Physics D: Applied Physics*, 29:869–875, 1996.
- [134] B. Nettelblad and G. A. Niklasson. Dielectric relaxations in liquid-impregnated porous solids. *Journal of Materials Science*, 32(14):3783–3800, 1997.
- [135] B. Nettelblad, B. Zhu, and B.-E. Mellander. Interfacial conduction in ionically conducting two-phase materials: Calculations using the grain consolidation model. *Physical Review B*, 55:6232–6237, 1997.
- [136] B. Nettelblad and B.-E. Mellander. Distribution of the electric field within porous materials calculated using the grain consolidation model. *IEEE Transactions on Dielectrics and Electrical Insulation*, 3:99–107, 1996.
- [137] E. Haslund. Dielectric dispersion of salt-water-saturated porous glass containing thin glass plates. *Geophysics*, 61(2):722–734, 1996.
- [138] T. Ishida and T. Makino. Effects of pH on dielectric relaxation of montmorillonite, allophane, and imogolite suspensions. *Journal of Colloid and Interface Science*, 212:152–161, 1999.
- [139] F. J. Arroyo, F. Carrique, Bellini, and A. V. Delgado. Dielectric dispersion of colloidal suspensions in the presence of stern layer conductance: Particle size effects. *Journal of Colloid and Interface Science*, 210:194–199, 1999.
- [140] R. Pelster and U. Simon. Nanodispersions of conducting particles: Preparation, microstructure and dielectric properties. *Colloid Polym. Sci.*, 277:2, 1999.
- [141] A. Boersma, M. Wübbenhorst, and J. van Turnhout. Dielectric analysis of the breakup of liquid crystalline polymer fibers in a thermoplastic matrix. *Macromolecules*, 30(10):2915–2922, 1996.
- [142] A. Boersma and J. van Turnhout. Interfacial tension between a liquid crystalline polyesteramide and polypropylene obtained by dielectric spectroscopy. *Journal of Polymer Science: Part B: Polymer Physics*, 36:815–825, 1998.

- [143] V. Yu. Reshetnyak, T. J. Sluckin, and S. J. Cox. Effective-medium theory of polymer dispersed liquid crystal droplet systems: I Spherical droplets. *Journal of Physics D: Applied Physics*, 29:2459–2465, 1996.
- [144] G. Briganti and A. Bonincontro. A dielectric method to investigate the interfacial composition of micellar aggregates. *Colloids and Surfaces A: Physicochemical and Engineering Aspects*, 140:313–320, 1998.
- [145] J. Aboudi. Effective behavior and dynamic response modeling of electro-rheological and magneto-rheological fluid composite. *Smart Materials and Structures*, 8:106–115, 1999.
- [146] A. P. Brown, W. B. Betts, A. B. Harrison, and J. G. O’Neill. Evaluation of a dielectrophoretic bacterial counting technique. *Biosensors and Bioelectronics*, 14:341–351, 1999.
- [147] Y. Polevaya, I. Ermolina, M. Schesinger, B.-Z. Ginzburg, and Y. Feldman. Time domain dielectric spectroscopy study of human cells II. normal and malignant white blood cells. *Biochimica et Biophysica Acta*, 1419:257–271, 1999.
- [148] V. Raicu, T. Saibara, H. Enzan, and A. Irimajiri. Dielectric properties of rat liver in vivo: Analysis by modeling hepatocytes in the tissue architecture. *Bioelectrochemistry and Bioenergetics*, 47:333–342, 1998.
- [149] R. L. Smith Jr., S. B. Lee, H. Komori, and K. Arai. Relative permittivity and dielectric relaxation in aqueous alcohol solutions. *Fluid Phase Equilibria*, 144:315–322, 1998.
- [150] D. Henderson, S. D. Hamann, and D. Y. C. Chan. A simple theory for the partial molar volumes of a binary mixture. *Molecular Physics*, 96(7):1145–1149, 1999.
- [151] F. A. Wang, W. C. Wang, Y. L. Jiang, J. Q. Zhu, and J. C. Song. A new model of dielectric constant for binary solutions. *Chemical Engineering and Technology*, 23(7):623–627, 2000.
- [152] D. Bertolini, M. Cassettari, C. Ferrari, and E. Tombari. Dielectric relaxation in binary solutions: Theory and experimental results. *Journal of Chemical Physics*, 108(15):6416–6430, 1998.
- [153] J. G. McAnanama, D. A. Wasylshyn, and G. P. Johari. Temperature-independent onset of diffusion control during polymerization in a diepoxide-amine mixture by dielectric measurements. *Chemical Physics*, 252:237–245, 2000.
- [154] A. Suzuki, M. Masuko, and T. Nikkuni. High-pressure viscosity prediction of di(2-ethylhexyl) phthalate and tricresyl phosphate binary mixtures using dielectric relaxation data. *Tribology International*, 33:107–113, 2000.
- [155] K. Dutta, R. C. Basak, S. K. Sit, and A. Acharyya. Dielectric relaxation phenomena and high frequency conductivity of rigid polar liquids in different solvents. *Journal of Molecular Liquids*, 88:229–241, 2000.
- [156] H. Baudry. Starting mixture for a dielectric composition. United States Patent 4,618,590, October 21, 1986.
- [157] G. S. Smith and W. R. Scott. The use of emulsion to represent dielectric materials in electromagnetic scale models. *IEEE Transactions on Antennas and Propagation*, 38(3):323, 1990.
- [158] F. F. Hanna, B. Gestblom, and A. Soliman. Dielectric relaxation study of diol mixtures. *Physical Chemistry Chemical Physics*, 2:5071–5075, 2000.
- [159] S. Urban, B. Gestblom, and R. Dąbrowski. Comparison of the dielectric properties of 4-(2-methylbutyl)-4'-cyanobiphenyl (5*CB) and 4-pentyl-4'-cyanobiphenyl (5CB) in liquid state. *Physical Chemistry Chemical Physics*, 1:4843–4846, 1999.
- [160] J. Cooper and R. M. Hill. Dielectric spectroscopy of liquid lamellar phases. *Journal of colloid and interface science*, 180:27–35, 1996.
- [161] U. Becker and M. Stockhause. A dielectric relaxation study of some mixtures of mono and dihydrid alcohols. *Journal of Molecular Liquids*, 81:89–100, 1999.
- [162] R. Jellema, J. Bulthuis, and G. van der Zwan. Dielectric relaxation of acetonitrile-water mixtures. *Journal of Molecular Liquids*, 73,74:179–193, 1997.
- [163] T. Skodvin and J. Sjöblom. Models for the dielectric properties of flocculated w/o-emulsions. *Journal of Colloid and Interface Science*, 182:190–198, 1996.
- [164] C. Grosse, S. Pedrosa, and V. N. Shilov. Calculation of the dielectric increment and characteristic time of the lfd in colloidal suspensions of spheroidal particles. *Journal of Colloid and Interface Science*, 220:31–41, 1999.
- [165] C. Grosse and V. N. Shilov. Conductivity, permittivity, and characteristic time of colloidal suspensions in weak electrolyte solution. *Journal of Colloid and Interface Science*, 225:340–348, 2000.
- [166] S. Bhattacharyya, S. K. Saha, T. K. Mandal, B. M. Bandal, D. Chakravorty, and K. Goswami. Multiple hopping conduction in interpenetrating polymer network composites of poly pyrrole and poly (styrene-co-butyl acrylate). *Journal of Applied Physics*, 89(10):5547–5551, 2001.

- [167] P. Dutta, S. Biswas, M. Ghosh, S. K. De, and S. Chatterjee. The dc and ac conductivity of polyaniline-polyvinyl alcohol blends. *Synthetic Metals*, 122:455–461, 2001.
- [168] C. Zhang, X.-S. Yi, H. Yui, S. Asai, and M. Sumita. Morphology and electrical properties of short carbon fiber-filled polymer blends: High density polyethylene/poly(methyl methacrylate). *Journal of Applied Polymer Science*, 69:1813–1819, 1998.
- [169] H. Nuriel, N. Kozlovich, Y. Feldman, and G. Marom. The dielectric properties of nylon 6.6/aramid fibre microcomposites in the presence of transcrystallinity. *Composites: Part A*, 31:69–78, 2000.
- [170] O. Becker, G. P. Simon, T. Rieckmann, J. Forsythe, R. Rosu, S. Völker, and M. O’Shea. Dielectric relaxation spectroscopy of reactively blended amorphous poly(ethylene terephthalate)-poly(ethylene naphthalate) films. *Polymer*, 42:1921–1929, 2001.
- [171] B. J. Factor, F. I. Mopsik, and C. C. Han. Dielectric behavior of a polycarbonate/polyester mixture upon transesterification. *Macromolecules*, 29:2318–2320, 1996.
- [172] S. George, K. T. Varughese, and S. Thomas. Dielectric properties of isotactic polypropylene/nitrile rubber blends: Effects of blend ratio, filler addition, and dynamic vulcanization. *Journal of Applied Polymer Science*, 73:255–270, 1999.
- [173] A. Boersma and J. van Turnhout. Dielectric study on size effects in polymer laminates and blends. *Journal of Polymer Science: Part B: Polymer Physics*, 36:2835–2848, 1998.
- [174] D. Hayward, R. A. Pethrick, and T. Siriwittayakorn. Dielectric studies of heterogeneous phase polymer systems. poly(ethylene oxide) inclusions in polycarbonate: A model system. *Macromolecules*, 25:1480–1486, 1992.
- [175] H. L. W. Chan, Q. Q. Zhang, W. Y. Ng, and C. L. Choy. Dielectric permittivity of PCLY/PVDF-TRFE nanocomposites. *IEEE Transactions on Dielectrics and Electrical Insulation*, 7(2):204–207, 2000.
- [176] K. Yoshino, X. H. Yin, K. Tada, T. Kawai, M. Hamaguchi, H. Araki, R. Sugimoto, N. Uchikawa, T. Asanuma, M. Kawahigashi, and H. Kato. Novel properties of new type conducting and insulating polymers and their composites. *IEEE Transactions on Dielectrics and Electrical Insulation*, 3(3):331–344, 1996.
- [177] Y.-K. Cho, H. Watanabe, and S. Granick. Dielectric response of polymer films confined between mica surfaces. *Journal of Chemical Physics*, 110(19):9688–9696, 1999.
- [178] R. Pelster. Dielectric spectroscopy of confinement effects in polar materials. *Physical Review B*, 59(14):9214–9228, 1999.
- [179] M. Arndt, R. Stannarius, W. Gorbatschow, and F. Kremer. Dielectric investigation of the dynamic glass transition in nanopores. *Physical Review B*, 54(5):5377–5390, 1996.
- [180] C. Svanberg. *Dynamics of disordered materials in confined geometries*. PhD thesis, Chalmers University of Technology, Gothenburg, Sweden, 2000.
- [181] L. Benziada-Taïbi and H. Kermoun. Structural and nonlinear dielectric properties in fluoride containing SrTiO₂ or BaTiO₃ ceramics. *Journal of Fluorine Chemistry*, 96:25–29, 1999.
- [182] G. S. Murugan and K. B. R. Varma. Dielectric, linear and non-linear optical properties of lithium borate-bismuth tungstate glasses and glass-ceramics. *Journal of Non-Crystalline Solids*, 279:1–13, 2001.
- [183] H. Ragossnig and A. Feltz. Characterization of dielectric powders by a new defined form factor. *Journal of European Ceramic Society*, 18:429–444, 1998.
- [184] A. A. Alzaabi. *Capacitor-probe calibration and optimization for NDE application to Portland Cement Concrete*. PhD thesis, Virginia Polytechnic Institute and State University, Blacksburg, Virginia, 2000.
- [185] L. Murawski and R. J. Barczyński. Dielectric properties of transition metal oxide glasses. *Journal of Non-Crystalline Solids*, 185:84–93, 1995.
- [186] L. Murawski and R. J. Barczyński. Dielectric relaxation in semiconducting oxide glasses. *Journal of Non-Crystalline Solids*, 196:275–279, 1996.
- [187] J.-M. Debierre, P. Knauth, and G. Albinet. Enhanced conductivity in ionic conductor-insulator composites: Experiments and numerical model. *Applied Physics Letters*, 71(10):1335–1337, 1997.
- [188] Am Siekierski, W. Wiczorek, and P. Przyłuski. Ac conductivity of composite polymeric electrolytes. *Electrochimica Acta*, 43(10-11):1339–1342, 1998.
- [189] F. Henn, S. Devautour, L. Maati, J.C. Giuntini, H. Schaefer, J. V. Zanchetta, and J. Vanderschueren. Dielectric relaxation in ionic solids: Experimental evidences. *Solid State Ionics*, 136-137:1335–1343, 2000.
- [190] C. Tengroth. *Disordered matter: From ionic glasses to proteins*. PhD thesis, Chalmers University of Technology, Gothenburg, Sweden, 2000.
- [191] J.-M. Park. Interfacial property of two-carbon fiber reinforced polycarbonate composite using

- teo-synthesized graft copolymers as coupling agents. *Journal of Colloid and Interface Science*, 225:384–393, 2000.
- [192] G. Yu, M. Q. Zhang, H. M. Zeng, Y. H. Hou, and H. B. Zhang. Effect of filler treatment on temperature dependence of resistivity of carbon-black-filled polymer blends. *Journal of Applied Polymer Science*, 73:489–494, 1999.
- [193] M. Kupke, H.-P. Wentzel, and K. Schulte. Electrically conductive glass fibre reinforced epoxy resin. *Materials Research Innovations*, 2:164–169, 1998.
- [194] Z. Ziembik, M. Zabkowska-Waclawek, and W. Waclawek. Investigation of electrical conductivity of carbon black-copper phthalocyanine matrix composites. *Journal of Materials Science*, 34:3495–3504, 1999.
- [195] C. Carlberg, S. Blacher, F. Gubbels, F. Brouers, R. Deltour, and R. Jérôme. Electrical and dielectric properties of carbon black filled co-continuous two-phase polymer blends. *Journal of Physics D: Applied Physics*, 32:1517–1525, 1999.
- [196] R. J. Ramos, R. F. Bianchi, D. T. Balogh, and R. M. Faria. Conductivity of carbon black-PE composites as function of temperature and UV radiation. *IEEE Transactions on Dielectrics and Electrical Insulation*, 7(6):855–859, 2000.
- [197] C. Brosseau, F. Boulic, P. Queffelec, C. Bourbigot, Y. Le Mest, J. Loaec, and A. Beroual. Dielectric and microstructure properties of polymer carbon black composites. *Journal of Applied Physics*, 81(2):882–891, 1997.
- [198] V. Chellappa, Z. W. Chiou, and B. Z. Jang. Electromechanical and electrothermal behaviours of carbon whiskers reinforced elastomer composites. *Journal of Materials Science*, 30:4263–4272, 1995.
- [199] M. S. Ardi. *Studies of dielectric relaxation in solid polymers and composites*. PhD thesis, Chalmers University of Technology, Gothenburg, Sweden, 1994.
- [200] H. Überall, B. F. Howell, and E. L. Diamond. Effective medium theory and the attenuation of graphite fiber composites. *Journal of Applied Physics*, 73(7):3441–3445, 1993.
- [201] C. A. Grimes and D. M. Grimes. A brief discussion of emi shielding materials. In *Aerospace Applications Conference*, pages 217–226. IEEE, 1993.
- [202] K. D. Cummings, J. C. Garland, and D. B. Tanner. Optical properties of a small-particle composite. *Physical Review B*, 30(8):4170–4182, 1984.
- [203] G. M. Tsangaris, N. Kouloumbi, and S. Kyvelidis. Interfacial relaxation phenomena in particulate composite epoxy resin with copper or iron particles. *Materials Chemistry and Physics*, 44:245–250, 1996.
- [204] G. M. Tsangaris and G. C. Psarras. The dielectric response of a polymeric three-component composite. *Journal of Materials Science*, 34:2151–2157, 1999.
- [205] P. S. Neelakanta. Permittivity of dielectric conductor mixture: Application of logarithmic law of mixing to electric susceptibility. *Electronics Letters*, 25(12):800–802, 1989.
- [206] B. Abeles, P. Sheng, M. D. Coutts, and Y. Arie. Structural and electrical properties of granular metal-films. *Advances in Physics*, 24(3):407–461, 1975.
- [207] P. Sheng. Low-field and high-field hopping conduction in granular metal films. In H.L. Grubin, K. Hess, G.J. Iafrate, and D.K. Ferry, editors, *The Physics of Submicron Structures*, pages 355–359, New York, 1984. American Institute of Physics.
- [208] G. E. Pike. Conductivity of thick film (cermet) resistors as a function of metallic particle volume fraction. In H.L. Grubin, K. Hess, G.J. Iafrate, and D.K. Ferry, editors, *The Physics of Submicron Structures*, pages 366–371, New York, 1984. American Institute of Physics.
- [209] H. Ottavi, J. Clerc, G. Giraud, and J. Rousseny. Percolation processes in mixtures of conducting and insulating particles. In H.L. Grubin, K. Hess, G.J. Iafrate, and D.K. Ferry, editors, *The Physics of Submicron Structures*, pages 372–376, New York, 1984. American Institute of Physics.
- [210] T. Tesfamichael, W. E. Vargas, E. Wäckelård, and G. A. Niklasson. Optical properties of silicon pigmented alumina films. *Journal of Applied Physics*, 82(7):3508–3513, 1997.
- [211] M. Matsumoto and Y. Miyata. Complex permittivity based on equivalent circuit model for polymer/metal composite. *IEEE Transactions on Dielectrics and Electrical Insulation*, 6(1):27–34, 1999.
- [212] S. Banerjee and D. Chakravorty. Electrical resistivity of silver-silica nanocomposites. *Journal of Applied Physics*, 85(7):3623–3625, 1998.
- [213] A. Ramos, H. Morgan, N. G. Green, and A. Castellanos. Ac electrokinetics: A review of forces in microelectrode structures. *Journal of Physics D: Applied Physics*, 31:2338–2353, 1998.
- [214] M. Huges, R. Pethig, and X.-B. Wang. Dielectrophoretic forces on particles in travelling electric fields. *Journal of Physics D: Applied Physics*, 28:474–482, 1995.
- [215] Y. M. Shkel and D. J. Klingenberg. Electrostriction of polarizable materials: Comparison of

- models with experimental data. *Journal of Applied Physics*, 83(1):415–424, 1998.
- [216] K. Asami. Dielectric analysis of polystyrene microcapsules using scanning dielectric microscope. *Colloid Polymer Science*, 276:373–378, 1998.
- [217] J. B. Mruphy, J. M. Brauninger, J. McHardy, A. C. Mewgerle, and C. W. Townsend. Dielectric mixture composition sensor with compensation for mixture electrical conductivity. United States Patent 6,057,693, May 2, 2000.
- [218] J. B. Mruphy, J. M. Brauninger, J. McHardy, A. C. Mewgerle, and C. W. Townsend. Dielectric mixture composition linear sensor with compensation for mixture electrical conductivity. United States Patent 5,717,339, February 10, 1998.
- [219] Y. Liu, A. Rosidian, K. Lenahan, Yi-X. Wang, T. Zeng, and R. O. Claus. Characterisation of electrostatically self-assembled nanocomposite thin films. *Smart Materials and Structures*, 8:100–105, 1999.
- [220] A. Osella, G. Chao, and F. Sánchez. How to detect buried structures through electrical measurements. *American Journal of Physics*, 69(4):455–461, 2001.
- [221] F. Lattarulo. How the electrical properties of soil affect the surge performance of buried long systems. *Science, Measurement and Technology, IEE Proceedings A*, 135(1):51–55, 1988.
- [222] P. M. Reppert, F. D. Morgan, and M. N. Toksöz. Dielectric constant determination using ground-penetrating radar reflection coefficients. *Journal of Applied Geophysics*, 43:189–197, 2000.
- [223] T. Saarenketo. Electrical properties of water in clay and silty soils. *Journal of Applied Geophysics*, 40:73–88, 1998.
- [224] G. R. Olhoeft. Selected bibliography on ground penetrating radar. In *Symposium on the Applications of Geophysics to Engineering and Environmental Problems*, pages 462–520. More information can be found in <http://www.g-p-r.com/>, 1988.
- [225] J. H. Gladstone and J. T. Dale. Researches on the refraction, dispersion and sensitiveness of liquids. *Philosophical Transactions of Royal Society of London*, 153:317–343, 1863.
- [226] A. Lakhtakia. On homogenization of impedance-matched chiral-in-chiral composites. *Journal of Physics D: Applied Physics*, 29:957–962, 1996.
- [227] H. Fricke. A mathematical treatment of the electric conductivity and capacity of disperse systems. *Physical Review*, 24:575–587, 1924.
- [228] L. K. H. van Beek. The Maxwell-Wagner-Sillars effect describing apparent dielectric loss in inhomogeneous media. *Physica*, 26:66–68, 1960.
- [229] E. Weber. *Electromagnetic Theory: Static Fields and Their Mappings*. Dover Publications Inc., New York, 1965.
- [230] A. Sihvola and I. V. Lindell. Polarizability and effective permittivity of layered and discontinuously inhomogeneous dielectric ellipsoids. *Journal of Electromagnetic Waves and Applications*, 4(1):1–26, 1990.
- [231] A. Sihvola and I. V. Lindell. Polarizability and effective permittivity of layered and discontinuously inhomogeneous dielectric spheres. *Journal of Electromagnetic Waves and Applications*, 3(1):37–60, 1989.
- [232] Yu. P. Emets, Yu. V. Obnosov, and Yu. P. Onofriichuk. Interaction between touching circular dielectric cylinders in a uniform electric field. *Technical Physics*, 38(12):1042–1047, 1993.
- [233] Yu. P. Emets and Yu. P. Onofriichuk. Interaction forces of dielectric cylinders in electric fields. *IEEE Transactions on Dielectrics and Electrical Insulation*, 3(1):87–98, 1996.
- [234] D. O. López, J. Ll. Tamarit, M. R. de la Fuente, M. A. Pérez-Jubindo, J. Salud, and M. Barrio. Dielectric spectroscopy on two orientationally disordered crystals: NPA (CH₂OHC(CH₃)₃) and tce (CH₂OHCCl₃). *Journal of Physics: Condensed Matter*, 12:3871–3882, 2000.
- [235] S. Bozdemir. An ising model analysis of dielectric polarization: I. Analysis for the dielectric response of infinite and finite dipolar chains in dielectrics. *Physica Status Solidi (b)*, 103:459–470, 1981.
- [236] S. Bozdemir. An ising model analysis of dielectric polarization: II. Computation of dynamic susceptibility and comparison with experimental observations. *Physica Status Solidi (b)*, 104:37–47, 1980.
- [237] M. Tokuyama. Effective forces between macroions in highly charged colloidal suspensions. *Physical Review E*, 59(3):R2550–2553, 1999.
- [238] K. Toriyama, S. Sugimori, K. Moriya, D. A. Dunmur, and R. Hanson. Dielectric study of dipole-dipole interactions in anisotropic solutions. *Journal of Physical Chemistry*, 100:307–315, 1996.
- [239] O. Keller. Local fields in the electrodynamics of mesoscopic media. *Physics Report*, 268(2 & 3):85–262, 1996.
- [240] J. B. Keller. Conductivity of a medium containing dense array of perfectly conducting spheres

- of cylinders or nonconducting cylinders. *Journal of Applied Physics*, 34(4):991–993, 1963.
- [241] J. L. Greffe and C. Gross. Static permittivity of emulsions. In A. Priou, editor, *Dielectric Properties of Heterogeneous Materials*, Progress in Electromagnetics Research, pages 41–100. Elsevier, 1992.
- [242] L. Onsager. Electric moments of molecules in liquids. *Journal of the American Chemical Society*, 58:1486–1493, 1936.
- [243] J. G. Kirkwood. The dielectric polarization of polar liquids. *Journal of Chemical Physics*, 7: 911–919, 1939.
- [244] Lord Rayleigh. On the influence of obstacles arranged in rectangular order upon the properties of a medium. *Philosophical Magazine*, 34:481–502, 1892.
- [245] J. C. Maxwell Garnett. Colours in metal glasses and in metallic films. *Philosophical Transactions of Royal Society of London A*, 203:385–420, 1904.
- [246] R. C. McPhedran and D. R. McKenzie. Exact solutions for transport properties of arrays of spheres. In H.L. Grubin, K. Hess, G.J. Iafrate, and D.K. Ferry, editors, *The Physics of Submicron Structures*, pages 294–299, New York, 1984. American Institute of Physics.
- [247] W.T. Doyle. The clausius-mossotti problem for cubic arrays of spheres. *Journal of Applied Physics*, 49(2):795–797, 1978.
- [248] Von D. A. G. Bruggeman. Berechnung verschiedener physikalischer konstanten von heterogenen substanzen. *Annalen der Physik (Leipzig)*, 24:636–679, 1935.
- [249] T. Hanai. Theory of the dielectric dispersion due to the interfacial polarization and its application to emulsions. *Kolloid Zeitschrift*, 171:23–31, 1960.
- [250] Yu. P. Emets. Electrical characteristics of three-component dielectric media. *Journal of Experimental and Theoretical Physics*, 87(3):612–620, 1998.
- [251] J. P. Kottmann, O. J. F. Maratin, D. R. Smith, and S. Shultz. Field polarization and polarization charge distributions in plasmon resonant nanoparticles. *New Journal of Physics*, 2(27):1–9, 2000.
- [252] P. Etchegoin and R. T. Phillips. Phonon focusing, internal diffraction, and surface states in periodic dielectric structures. *Physical Review B*, 53(19):12674–12683, 1996.
- [253] R. Fuchs and S. H. Liu. Sum rule for polarizability of small particles. *Physical Review B*, 14 (12):5521–5522, 1976.
- [254] S. Datta, C. T. Chan, K. M. Ho, and C. M. Soukoulis. Effective dielectric constant of periodic composite structures. *Physical Review B*, 48(20):14936–14943, 1993.
- [255] A. Mallirias and T. Turner. Influence of particle size on the electrical resistivity of compacted mixtures of polymeric and metal powders. *Journal of Applied Physics*, 42(2):614–618, 1971.
- [256] A. J. Stoyanov, E. C. Fischer, and H. Überall. Effective medium theory for large particle size composites. *Journal of Applied Physics*, 89(8):4486–4490, 2001.
- [257] N. Taniguchi and B. L. Altshuler. Universal ac conductivity and dielectric response of periodic chaotic systems. *Physical Review Letters*, 71(24):4031–4034, 1993.
- [258] X. Blase, Rubio A, S. G. Louie, and M. L. Cohen. Mixed-space formalism for the dielectric response in periodic systems. *Physical Review B*, 52(4):R2225–2228, 1995.
- [259] G.W. Milton, R.C. McPhedran, and D.R. McKenzie. Transport properties of arrays of intersecting cylinders. *Applied Physics*, 25:23–40, 1981.
- [260] Yu. P. Emets and Yu. V. Obnosov. Compact analog of a heterogeneous system with a checkerboard field structure. *Soviet Physics Technical Physics*, 35(8):907–911, 1990.
- [261] Yu. P. Emets and Yu. V. Obnosov. Exact solution of problem of current generation in a doubly periodic heterogeneous system. *Soviet Physics Doklady*, 34(11):972–974, 1989.
- [262] Yu. P. Emets. Symmetry transformations of a binary electrically conducting system. *Soviet Physics JETP*, 69(2):397–402, 1989.
- [263] B. Ke-da, J. Axel, and G. Grimvall. Electrical conduction in checkerboard geometries. *Physical Review B*, 41(7):4330–4333, 1990.
- [264] L. Hui and B. Ke-da. Effective conductivity in a checkerboard geometry at conductance ratio and high concentration. *Physical Review B*, 46(14):9209–9219, 1992.
- [265] G. D. Mahan. Dielectric function of layered materials. *Physical Review B*, 42(7):4352–4355, 1990.
- [266] S. A. Tretyakov and A. H. Sihvola. On the homogenization of thin isotropic layers. *IEEE Transactions on Antennas and Propagation*, 48(12):1858–1861, 2000.
- [267] Yu. M. Vasetkii, L. V. Gododzha, and Yu. P. Emets. Electric field and conductivity of systems with periodic structure inhomogeneities. *Theoretical and Mathematical Physics*, 27(4):390–393, 1982.
- [268] D. Bergman. The dielectric constant of a simple cubic array of identical spheres. *Journal of Physics C: Solid State Physics*, 12:4947–4960, 1979.

- [269] D. J. Bergman. The dielectric constant of a composite material—a problem in classical physics. *Physics Reports*, 43(9):377–407, 1978.
- [270] D. J. Bergman. Exactly solvable microscopic geometries and rigorous bounds for the complex dielectric constant of a two-component composite material. *Physical Review Letters*, 44(19):1285–1287, 1980.
- [271] D. J. Bergman. Dielectric constant of a two-component granular composite: A practical scheme for calculating the pole spectrum. *Physical Review B*, 19(4):2359–2368, 1979.
- [272] G. W. Milton. Bounds on the electromagnetic, elastic, and other properties of two-component composites. *Physical Review Letters*, 46(8):542–545, 1981.
- [273] G. W. Milton. Bounds on the transport and optical properties of a two-component composite material. *Journal of Applied Physics*, 52(8):5294–5304, 1981.
- [274] G. W. Milton. Bounds on the complex permittivity of a two-component composite material. *Journal of Applied Physics*, 52:5286–5293, 1981.
- [275] D. Stroud, G. W. Milton, and B. R. De. Analytical model for the dielectric response of brine-saturated rocks. *Physical Review B*, 34(8):5145–5153, 1986.
- [276] K. Ghosh and R. Fuchs. Critical behavior in the dielectric properties of random self-similar composites. *Physical Review B*, 44(14):7330–7343, 1991.
- [277] K. Ghosh and R. Fuchs. Spectral theory of two-component porous media. *Physical Review B*, 38(8):5222–5236, 1988.
- [278] A. R. Day and M. F. Thorpe. The spectral function of composites. *Journal of Physics: Condensed Matter*, 11:2551–2568, 1999.
- [279] O. Wiener. Die theorie des Mischkörpers für das Feld der stationären Stromung i. die mittelwertsätze für kraft, polarisation und energie. *Der Abhandlungen der Mathematisch-Physischen Klasse der Königl. Sächsischen Gesellschaft der Wissenschaften*, 32:509–604, 1912.
- [280] Z. Hashin and S. Shtrikman. A variational approach to the theory of effective magnetic permeability of multiphase materials. *Journal of Applied Physics*, 33:3125–3131, 1962.
- [281] D. J. Bergman. Rigorous bounds for complex dielectric constant of a two-component composite. *Annals of Physics*, 138:78–114, 1982.
- [282] R. Sawicz and K. Golden. Bounds on the complex permittivity of matrix particle composites. *Journal of Applied Physics*, 78(12):7240–7246, 1995.
- [283] O. Bruno and K. Golden. Interchangeability and bounds on the effective conductivity of the square lattice. *Journal of Statistical Physics*, 61(1/2):365–386, 1990.
- [284] K. Golden. Bounds on the complex permittivity of a multicomponent material. *Journal of the Mechanics and Physics of Solids*, 34(4):333–358, 1986.
- [285] K. Golden and G. Papnocolaou. Bounds for effective parameters of multicomponent media by analytical continuation. *Journal of Statistical Physics*, 40(4/5):655–667, 1985.
- [286] E. Tuncer, S. M. Gubański, and B. Nettelblad. Non-debye dielectric relaxation in binary dielectric mixtures (50-50): Randomness and regularity in mixture topology. *Physical Review B*, submitted, 2001.
- [287] J. P. Clerc, G. Giraud, J. M. Laugier, and J. M. Luck. The electrical conductivity of binary disordered systems, percolation clusters, fractals and related models. *Advances in Physics*, 39:191–308, 1990.
- [288] V. M. Shalaev. Electromagnetic properties of small-particle composites. *Physics Report*, 272(2 & 3):61–137, 1996.
- [289] J. P. Clerc, G. Giraud, J. M. Luck, and Th. Robin. Dielectric resonances of lattice animals and other fractal clusters. *Journal of Physics A: Mathematical and General*, 29:4781–4801, 1996.
- [290] S. Kirkpatrick. Percolation and conduction. *Reviews of Modern Physics*, 45(4):574–588, 1973.
- [291] S. Kirkpatrick. Classical transport in disordered media: Scaling and effective-medium theories. *Physical Review Letters*, 27(25):1722–1752, 1971.
- [292] S. Kirkpatrick. The geometry of the percolation threshold. In H.L. Grubin, K. Hess, G.J. Iafrate, and D.K. Ferry, editors, *The Physics of Submicron Structures*, pages 99–107, New York, 1984. American Institute of Physics.
- [293] D. Bideau and A. Hansen, editors. *Disorder and Granular Media*. Random Materials and Processes. North-Holland, Amsterdam, 1993.
- [294] D.K. Ferry, J. R. Barker, and C. Jacoboni, editors. *Granular Nanoelectronics*, volume 251 of *NATO ASI Series B: Physics*, New York, 1990. NATO, Plenum Press, New York.
- [295] L. Zekri, R. Bouamrane, N. Zekri, and F. Brouers. Localization and absorption of the local field in two-dimensional composite metal-dielectric films at the percolation threshold. *Journal of Physics: Condensed Matter*, 12:283–291, 2000.

- [296] S. F. Wang and A. A. Ogale. Continuum space simulations and experimental characterization of electrical percolation behavior of particulate composites. *Composite Science and Technology*, 46:93–103, 1993.
- [297] X. Jing and W. Zhao. The effect of particle size on electrical conducting percolation threshold in polymer/conducting particle composites. *Journal of Material Science Letters*, 19:377–379, 2000.
- [298] Z. Garncarek, R. Piasecki, J. Borecki, A. Maj, and M. Sudol. Effective conductivity in association with model structure and spatial inhomogeneity of polymer/carbon black composites. *Journal of Physics D: Applied Physics*, 29:1360–1366, 1996.
- [299] P. Lajkó and L. Turban. Percolation and conduction in restricted geometries. *Journal of Physics A: Mathematical and General*, 33:1683–1692, 2000.
- [300] P. Sheng and R. V. Kohn. Geometric effects in continuous-media percolation. *Physical Review B*, 26(3):1131–1135, 1982.
- [301] H. Ottavi, J. Clerc, G. Giraud, J. Roussenoq, E. Guyon, and C. D. Mitescu. Electrical conductivity of a mixture of conducting and insulating spheres: An application of some percolation concepts. *Journal of Physics C: Solid State Physics*, 11:1311–1328, 1978.
- [302] G. Deutscher and M. L. Rappaport. Critical currents of superconducting aluminium-germanium and lead-germanium thin film alloys near the metal-insulator transition. *Le Journal de Physique-Letters*, 40:L219–221, 1979.
- [303] R.S. Sorbello. Microscopic fields and current in d.c. electrical conductivity. In H.L. Grubin, K. Hess, G.J. Iafrate, and D.K. Ferry, editors, *The Physics of Submicron Structures*, pages 355–359, New York, 1984. American Institute of Physics.
- [304] J. P. Huang, K. W. Yu, and G. Q. Gu. Electrorotation of a pair of spherical particles. [arXiv:cond-mat/0107547](https://arxiv.org/abs/cond-mat/0107547), 2001.
- [305] T. Kauly, B. Keren, A. Siegmann, and M. Narkis. Highly filled particulated thermoplastic composites. *Journal of Materials Science*, 32:693–699, 1997.
- [306] S. V. Tsirel. Methods of granular and fragmented material packing density calculation. *International Journal of Rock Mechanics and Mining Sciences*, 34(2):263–273, 1997.
- [307] R.W. Cohen, G.D. Cody, M. D. Coutts, and B. Abeles. Optical properties of granular silver and gold films. *Physical Review B*, 8(8):3689–3701, 1973.
- [308] B. Abeles and P. Sheng. Minimum metallic conductivity in granular metal films. In H.L. Grubin, K. Hess, G.J. Iafrate, and D.K. Ferry, editors, *The Physics of Submicron Structures*, pages 360–364, New York, 1984. American Institute of Physics.
- [309] D. Stauffer and A. Aharony. *Introduction to Percolation Theory*. Taylor & Francis, London, revised 2nd edition, 1991.
- [310] R. Landauer. The electrical resistance of binary metallic mixtures. *Journal of Applied Physics*, 23(7):779–784, 1952.
- [311] M. H. Cohen. The electronic properties of inhomogeneous materials; metal-nonmetal transition. In H.L. Grubin, K. Hess, G.J. Iafrate, and D.K. Ferry, editors, *The Physics of Submicron Structures*, pages 63–83, New York, 1984. American Institute of Physics.
- [312] B. Abeles, H. L. Pinch, and J. I. Gittleman. Percolation conductivity in $W - Al_2O_3$ granular metal films. *Physical Review Letters*, 35(4):247–254, 1975.
- [313] Jr. R. C. Richard. *Computational Methods for Electromagnetics and Microwaves*. John Wiley & Sons, Inc., New York, 1992.
- [314] P. P. Silvester and R. L. Ferrari. *Finite Elements for Electrical Engineers*. Cambridge University Press, Great Britain, second edition, 1990.
- [315] J. Mackerle. Finite-element modelling of non-destructive material evaluation: A bibliography (1976-1997). *Modelling and Simulation in Material Science Engineering*, 7:107–145, 1999.
- [316] T. H. Hubing. Survey of numerical electromagnetic modeling techniques. Technical Report TR91-1-001.3, Electromagnetic Compatibility Laboratory, Department of Electrical Engineering, University of Missouri-Rolla, September 1991.
- [317] E. Tuncer, Y. V. Serdyuk, and S. M. Gubański. Comparing dielectric properties of binary composite structures obtained with different calculation tools and methods. In *2001 Annual Report*, Conference on Electrical Insulation and Dielectric Phenomena CEIDP, pages 665–668. IEEE Dielectrics and Electrical Insulation Society, 2001.
- [318] P. P. Silvester and G. Pelosi, editors. *Finite Elements for Wave Electromagnetics: Methods and Techniques*. IEEE Press, 1994.
- [319] E. Tuncer. Normal and anomalous low frequency dispersions in disordered binary dielectric mixtures (50-50): Microstructural effects in two dimensions. Unpublished, 2001.
- [320] E. Tuncer and S. M. Gubański. On numerical simulations of composite dielectrics in thermally stimulated conditions. *Doğa: Turkish Journal of Physics*, 26:1–33, 2001.

- [321] E. Tuncer. Dielectric properties of a two-dimensional binary system with ellips inclusions. [arXiv:cond-mat/0107618](#), 2001.
- [322] E. Tuncer. How round is round? *European Physical Journal B*, submitted. [arXiv:cond-mat/0107384](#), 2001.
- [323] E. Tuncer and S. M. Gubański. Thermally stimulated depolarization currents of random composite structures. In *NORD-IS'99 Nordic Insulation Symp. Lyngby Denmark*, pages 223–230, 1999.
- [324] B. Sareni, L. Krähenbühl, A. Beroual, A. Nicolas, and C. Brosseau. A boundary integral equation method for calculation of the effective permittivity of periodic composites. *IEEE Transactions on Magnetism*, 33(2):7240–7246, 1997.
- [325] B. Sareni, L. Krähenbühl, and A. Beroual. Complex effective permittivity of a lossy composite material. *Journal of Applied Physics*, 80:4560–4565, 1996.
- [326] P. Clauzon, L. Krähenbühl, and A. Nicolas. Effective permittivity of 3D lossy dielectric composite materials. *IEEE Transactions on Magnetism*, 35(3):1223–1226, 1999.
- [327] P.K. Ghosh and M.E. Azimi. Numerical calculation of effective permittivity of lossless dielectric mixtures using boundary integral method. *IEEE Transactions on Dielectrics and Electrical Insulation*, 1(6):975–981, 1994.
- [328] K. K. Kärkkäinen, A. Sihvola, and K. I. Nikoskinen. Effective permittivity of mixtures: Numerical validation by the ftdt method. *IEEE Transactions on Geoscience and Remote Sensing*, 38(3):1303–1308, 2000.
- [329] K. Hinsin and B. U. Felderhof. Dielectric constant of a suspension of uniform spheres. *Physical Review B*, 46(20):12955–12963, 1992.
- [330] E. R. Smith and V. Tsarenko. The dielectric response of a lattice of dielectric spheres: Convergence of multipole expansion methods. *Molecular Physics*, 95(3):449–463, 1998.
- [331] L. Fu, P. B. Macedo, and L. Resca. Analytic approach to the interfacial polarization in heterogeneous systems. *Physical Review B*, 47(20):13818–13829, 1993.
- [332] L. Fu and L. Resca. Electrical response heterogeneous systems of clustered inclusions. *Physical Review B*, 47(24):16194–16204, 1993.
- [333] F. Harfield. Conductivity of a periodic particle composite with spheroidal inclusions. *The European Physical Journal Applied Physics*, 6:13–21, 1999.
- [334] B. E. Barrowes, C. O. Ao, F. L. Teixeira, J. A. Kong, and L. Tsang. Monte Carlo simulation of electromagnetic wave propagation in dense random media with dielectric spheroids. *IEICE Transactions on Electronics*, E83-C(12):1797–1802, 2000.
- [335] C. Denk, M. Morillo, F. Sánchez-Burgos, and Antonio Sánchez. Reorganization energies for charge transfer reactions in binary mixtures of dipolar hard sphere solvents: A Monte Carlo study. *Journal of Chemical Physics*, 110(1):473–483, 1999.
- [336] J.-M. Liu. Kinetics of partial polarization reversal in ferroelectric potts lattices under an external electric field. *Solid State Communications*, 109:671–676, 1999.
- [337] L. A. Dissado and R. M. Hill. Constant-phase-angle and power-law regimes in the frequency response of a general determinate fractal circuit. *Physical Review B*, 37(7):3434–3439, 1988.
- [338] M. Ishida and R. M. Hill. The impedance of scaled transmission lines. *Journal of Physics: Condensed Physics*, 4:2865–2878, 1992.
- [339] R. K. Chakrabarty, K. K. Bardhan, and A. Basu. Measurement of AC conductance, and minima in loss tangent, of random conductor-insulator mixtures. *Journal of Physics: Condensed Matter*, 5:2377–2388, 1993.
- [340] D. P. Almond and B. Vainas. The dielectric properties of random R-C networks as an explanation of the 'universal' power law dielectric response of solids. *Journal of Physics: Condensed Matter*, 11:9081–9093, 1999.
- [341] L. Borcea. Asymptotic analysis of quasi-static transport in high contract conductive media. *SIAM Journal of Applied Mathematics*, 59(2):597–635, 1998.
- [342] L. Borcea and G. C. Papnicolaou. Network approximation for transport properties of high contract conductive media. *SIAM Journal of Applied Mathematics*, 58(2):501–539, 1998.
- [343] H. Ma, B. Zhang, W. Y. Tam, and P. Sheng. Dielectric-constant evaluation from microstructures. *Physical Review B*, 6(2):962–966, 2000.
- [344] C. Lui and H. Xu. Computation of the effective dielectric constant of two-component, three-dimensional mixtures using a simple pole expansion method. *Journal of Applied Physics*, 82(1):345–350, 1997.
- [345] D. J. Bergman and K.-J. Dunn. Bulk effective dielectric constant of a composite with a periodic microgeometry. *Physical Review B*, 45(23):13262–13271, 1992.
- [346] L. C. Shen, C. Liu, J. Koringa, and K.J. Dunn. Computation of conductivity and dielectric constant of periodic porous media. *Journal of Applied Physics*, 67:7071–7081, 1990.

- [347] R. Tao, Z. Chen, and P. Sheng. First-principles fourier approach for the calculation of the effective dielectric constant of periodic composites. *Physical Review B*, 41(4):2417–2420, 1990.
- [348] D. J. Eyre and G. W. Milton. A fast numerical scheme for computing the response of composites using grid refinement. *The European Physical Journal Applied Physics*, 6:41–47, 1999.
- [349] J. Helsing, G. Grimvall, and K.-D. Bao. Conduction in a two-phase plane with diamond-shaped tiling. *Journal of Mathematical Physics*, 32(7):1958–1960, 1991.
- [350] J. Helsing. A Nyström algorithm for electrostatics of an anisotropic composites. *Journal of Mathematical Physics*, 36(6):2941–2950, 1995.
- [351] J. Helsing. Corner singularities for elliptic problems: Special basis functions versus 'brute force'. *Communications in Numerical Methods in Engineering*, 16:37–46, 2000.
- [352] J. Helsing. A higher-order accurate algorithm for electrostatics of overlapping disks. *Journal of Statistical Physics*, 90:1461–1473, 1998.
- [353] N. F. Berk. Scattering properties of a model bicontinuous structure with a well defined length scale. *Physical Review Letters*, 58:2718–2721, 1987.
- [354] X. Wang, X.-G. Zhang, Q. Yu, and B. N. Harmon. Multiple-scattering theory for electromagnetic waves. *Physical Review B*, 47(8):4161–4167, 1993.
- [355] A. P. Roberts and M. A. Knackstedt. Structure-property correlations in model composite materials. *Physical Review E*, 54:2313–2328, 1996.
- [356] A. P. Roberts and M. Teubner. Transport properties of heterogeneous materials derived from gaussian random fields: Bounds and simulation. *Physical Review E*, 51:4141–4154, 1995.
- [357] A. P. Roberts. Morphology and thermal conductivity of model organic aerogels. *Physical Review E*, 55:R1286–1289, 1995.
- [358] I. Karafyllis, M. G. Danikas, and A. Thanailakis an A. M. Bruning. Simulation of electrical tree growth in solid insulating materials. *Electrical Engineering*, 81:183–192, 1998.
- [359] L. M. Schwartz, E. J. Garboczi, and D. P. Bentz. Interfacial transport in porous media: Application to dc electric conductivity of mortars. *Journal of Applied Physics*, 78(10):5898–5908, 1995.
- [360] S. Torquato, I. C. Kim, and D. Cule. Effective conductivity, dielectric constant, and diffusion coefficient of digitized composite media via first-passage-time equations. *Journal of Applied Physics*, 83(3):1560–1571, 1999.
- [361] J. J. M. Michiels, L. Hedin, and J. E. Inglesfield. Dielectric response in insulators: A wave-vector- and frequency dependent model. *Physical Review B*, 50(16):11386–11395, 1994.
- [362] J. Avelin, R. Sharma, I. Hänninen, and A. Sihvola. Polarizability analysis of cubical and square-shaped dielectric scatterers. *IEEE Transactions on Antennas and Propagation*, 49(3):451–457, 2001.
- [363] A. Lakhtakia, B. Michel, and W. S. Weiglhofer. The role of anisotropy in the Maxwell-Garnett and Bruggeman formalisms for uniaxial particulate composite media. *Journal of Physics D: Applied Physics*, 30:230–240, 1997.
- [364] B. B. Dasgupta and R. Fuchs. Polarizability of a small sphere including nonlocal effects. *Physical Review B*, 24(2):554–561, 1981.
- [365] R. Vila and M. Jimenez de Castro. Thermally stimulated depolarization of ellipsoidal particles in an insulating medium. *Journal of Physics D: Applied Physics*, 25:1357–1364, 1992.
- [366] C. A. Grimes. Calculation of anomalous permeability and permittivity spectra. *IEEE Transactions on Magnetism*, 27(5):4310–4316, 1991.
- [367] C. Brosseau. Mueller matrix analysis of light depolarization by a linear optical medium. *Optics Communication*, 131:229–235, 1996.
- [368] H. Roussel and W. Tabbara. Domain integral representation vs. homogenization methods for the analysis of photonic band gaps and adsorbers. *The European Physical Journal Applied Physics*, 6:33–39, 1999.
- [369] R. Fuchs and F. Claro. Spectral representation for the polarizability of a collection of dielectric spheres. *Physical Review B*, 39(6):3875–3878, 1989.
- [370] R. Rojas, F. Claro, and R. Fuchs. Nonlocal response of small coated sphere. *Physical Review B*, 37(12):6799–6807, 1988.
- [371] E. Tuncer and E. Tuncer. On complex permittivity of dilute random dielectric mixtures in two-dimensions. *Journal of Physics D: Applied Physics*, submitted. [arXiv:cond-mat/0109170](https://arxiv.org/abs/cond-mat/0109170), 2001.
- [372] J. Helsing. Bounds on the conductivity of some two-component composites. *Journal of Applied Physics*, 73(3):1240–1245, 1993.
- [373] D. J. Bergman. Analytical properties of the complex effective dielectric constant of a composite medium with application to the derivation of rigorous bounds and to percolation problems.

- In H.L. Grubin, K. Hess, G.J. Iafrate, and D.K. Ferry, editors, *The Physics of Submicron Structures*, pages 46–62, New York, 1984. American Institute of Physics.
- [374] A. V. Goncharenko, V. Z. Lozovski, and E. F. Venger. Lichteneker's equation: Application and limitations. *Optics Communications*, 174:19–32, 2000.
- [375] W. Merrill, R. E. Diaz, M. M. LoRe, M. C. Squires, and N. G. Alexopoulos. Effective medium theories for artificial materials composed of multiple sizes of spherical inclusions in a host medium. *IEEE Transactions on Antennas and Propagation*, 47(1):142–148, 1999.
- [376] I. Webman, J. Jortner, and M. H. Cohen. Theory of optical and microwave properties of microscopically inhomogeneous materials. *Physical Review E*, 15(12):5712–5723, 1977.
- [377] K. J. Laskey, E. S. Oran, and J. P. Boris. Approaches to resolving and tracking interfaces and discontinuities. NRL Memorandum Report 5999, Naval Research Laboratory, Washington, DC, 1987.
- [378] H. Cheng and L. Greengard. A method of images for the evaluation of electrostatic fields in systems of closely spaced conducting cylinders. *SIAM Journal of Applied Mathematics*, 58(1):122–141, 1998.
- [379] J. D. Jackson. *Classical Electrodynamics*. John Wiley & Sons, Inc., Toronto, Canada, second edition, 1975.
- [380] R. S. Elliot. *Electromagnetics*. McGraw-Hill Book Company, New York, 1966.
- [381] L. Eyges. *The Classical Electromagnetic Field*. Dover, New York, 1972.
- [382] K.-H. Steiner. *Interactions between Electromagnetic Fields and Matter*, volume 1 of *Vieweg Tracts in Pure and Applied Physics*. Pergamon Press, Oxford, 1973.
- [383] S. Ramo, J. R. Whinnery, and T. van Duzer. *Fields and Waves in Communication Electronics*. Wiley, New York, third edition, 1994.
- [384] Asea Brown Boveri Corporate Research, Västerås Sweden. *ACE 2.2 Users Manual and Ace Command Language Reference*, 1993.
- [385] Comsol, Inc., Burlington, USA. *FEMLAB Reference Manual*, 2000.
- [386] A. von Hippel, editor. *Dielectric Materials and Applications*. The Technology Press of M.I.T.–WILEY, Boston, 1954.
- [387] J. L. Cardy, editor. *Finite-Size Scaling*. Current Physics – Sources and Comments. North-Holland, Amsterdam, 1988.
- [388] A. Heckert and J. Filliben. *Dataplot Reference Manual; NIST Handbook 148*. United States Department of Commerce Technology Administration National Institute of Standards and Technology, Gaithersburg, MD USA, January 1995.
- [389] L. A. Dissado and R. M. Hill. Anomalous low frequency dispersion. *Journal of Chemical Society Faraday Transactions 2*, 80:291–319, 1984.