

First order transition and phase separation in pyrochlores with colossal-magnetoresistance

P. Velasco, J. Mira*, F. Guinea, J. Rivas*, M.J. Martínez-Lope, J.A. Alonso and J.L. Martínez

*Instituto de Ciencia de Materiales de Madrid,
C.S.I.C., Cantoblanco, E-28049
Madrid, Spain.*

*Dep. Física Aplicada. Universidad de Santiago de Compostela. E-15782
Santiago de Compostela. Spain
(Dated: Received XX October 2001)*

Tl₂Mn₂O₇ pyrochlores present colossal magnetoresistance (CMR) around the long range ferromagnetic ordering temperature (T_C). The character of this magnetic phase transition has been determined to be first order, by purely magnetic methods, in contrast to the second order character previously reported by Zhao *et al.* (Phys. Rev. Lett. **83**, 219 (1999)). The highest CMR effect, as in Tl_{1.8}Cd_{0.2}Mn₂O₇, corresponds to a stronger first order character. This character implies a second type of magnetic interaction, besides the direct superexchange between the Mn⁴⁺ ions, as well as a phase coexistence. A model is proposed, with a complete Hamiltonian (including superexchange and an indirect interaction), which reproduce the observed phenomenology.

Colossal magnetoresistance (CMR) has been described for (Tl₂Mn₂O₇- related pyrochlores (up to 10⁶%), around the ferromagnetic ordering temperature (T_C). The Tl₂Mn₂O₇ compound (undoped system) contains only Mn⁴⁺, so that colossal magnetoresistance (CMR) is not related to the Jahn-Teller effect nor the Double Exchange mechanism, associated with the mixed valence Mn³⁺-Mn⁴⁺ in manganese perovskites. Initial data analyses^{1,2,3,4} attributed the long range ferromagnetic ordering to a direct superexchange interaction Mn⁴⁺-O-Mn⁴⁺. Later on, the critical exponents were measured by Zhao *et al.*⁵ indicating a second order character of the magnetic transition. These exponent values were very close to that predicted for a near-neighbor (n-n) Heisenberg 3D system. Hence, the system was considered as a well known n-n Heisenberg system and a simple and coherent picture was established. Subsequently, the decrease of T_C on hydrostatic pressure data⁶ in Tl₂Mn₂O₇, as well as the big difference in T_C between the isomorphous systems Tl₂Mn₂O₇, In₂Mn₂O₇, Lu₂Mn₂O₇ and Y₂Mn₂O₇, $T_C \simeq 130$ K, 129 K, 15 K and 16 K, respectively⁷, pointed out to a more complex system than assumed until now. Recently, Nuñez-Regueiro and Lacroix⁸ made a careful calculation, using a perturbation expansion in the Mn-O hopping term, which reproduces either the difference in T_C , depending on the different ions (Tl, In, Lu and Y), as well as the low pressure dependence of T_C . In order to explain the increase of T_C at much higher hydrostatic pressure^{8,9}, a new indirect interaction between the Mn (t_{2g}) localized band mediated by the Tl($6s$)-O($2p$)-Mn(e_g) correlated bands is taken into account.

There were several reports on the Tl₂Mn₂O₇ family that, from the theoretical point of view, proposed to explain the long range ferromagnetic ordering as a more complex system than a simple classical n-n Heisenberg in 3D^{4,8,10,11,12}. The simplest interpretation implies a classical Heisenberg interaction (second order phase tran-

sition) and a magnetic and transport channels almost decoupled^{3,5}. In that sense the character of the magnetic transition is a very important issue because only a simple n-n Heisenberg 3D system is compatible with a second order character of the magnetic phase transition.

The possibility of considering the magnetic phase transition as a first-order one was first explored theoretically by Bean and Rodbell¹³. For that purpose they considered a compressible material with an exchange interaction strongly dependent upon the interatomic spacing. They found that in such case, for an hypothetical second-order transition, the expansion of the Gibbs free energy in terms of magnetization should have, at the Curie temperature, a null quadratic term and a positive quartic one. Banerjee¹⁴ detected the essential similarity between this result and the Landau-Lifshitz criterion¹⁵ and condensed them into one that provides a tool to distinguish first-order magnetic transitions from second-order ones. It consists on the analysis of the sign of the quartic term of the Gibbs free energy¹⁴, which is quite simple to obtain graphically, simply observing the slope of isotherm plots of H/M vs. M^2 . A positive or negative slope indicates the second- or first-order character of the transition, respectively. It is worth mentioning that this procedure allows the identification of the character of the transition by purely magnetic methods, in a very effective way, as successfully proved by Mira *et al.* in La_{2/3}(Ca,Sr)_{1/3}MnO₃ perovskites^{16,17}.

The purpose of the present letter is mostly to study in detail the character of the long range ferromagnetic transition, in different samples of the Tl₂Mn₂O₇ family, with different ordering temperatures and CMR effects, as a fundamental issue to understand the magnetic interactions in this system.

Polycrystalline samples of Tl₂Mn₂O₇, Tl_{1.8}Cd_{0.2}Mn₂O₇ and Tl₂Mn_{1.8}Sb_{0.2}O₇ pyrochlores were prepared under high pressure conditions, from stoichiometric amounts of the corresponding oxides,

Tl₂O₃, MnO₂, CdO, Sb₂O₃. All the details of the sample preparation and structural characterization (X-ray and neutron diffraction) are given elsewhere^{18,19,20}. The magnetic susceptibility was measured with a Superconducting Quantum Interference Device (SQUID) magnetometer from Quantum Design (San Diego, USA) in the range from 2 K to 300 K and magnetic fields up to 5T. Transport and magnetotransport measurements were performed by the four-points contact technique inside a Physical Properties Measurement System (PPMS) cryostat also from Quantum Design in the range from 2 K to 350 K and magnetic fields up to 9T. The specific heat was measured inside the same cryostat (PPMS) with a quasi-adiabatic heat pulse relaxation method. The thermopower measurements were done using a standard ΔT constant method, in a temperature range from 5K to 400K.

The dc-magnetization measurements, performed at a field of 100 Oe, show a T_C of 130 K for the undoped material, whereas Cd-doping decreases T_C ($\simeq 110$ K), and Sb-doping increases it ($T_C \simeq 190$ K). As already reported^{18,19,20} the resistivity change strongly between the three compounds (i.e. at 300K, Tl₂Mn₂O₇ is 20 Ω cm, Tl₂Mn_{1.8}Sb_{0.2}O₇ is 0.2 Ω cm and Tl_{1.8}Cd_{0.2}Mn₂O₇ is 30 k Ω cm). In all cases the ferromagnetic ordering is accompanied by a sudden drop in resistivity, suggesting the onset to a metallic state. From the bulk magnetization and the transport data we could associate a large value of T_C with a more metallic character, and a low value of the CMR effect (Sb-doped sample). On the other hand, Cd doping leads a strong metal-insulator transition with a variation of 7 orders of magnitude of the resistivity (at zero magnetic field), and almost the same ferromagnetic ordering temperature (with respect to the pure compound) presenting a large CMR effect up to 10⁶ (for Tl_{1.8}Cd_{0.2}Mn₂O₇), under an applied magnetic field of 9T.

The temperature dependence of the thermopower (S) is presented in Fig. 1. The value of S is negative in all the temperature range for the three samples, which suggests that the charge carriers are electrons (negative Hall resistance). The value of S for Tl₂Mn_{1.8}Sb_{0.2}O₇ is almost 20 times smaller than for the other two compounds. The large value of S for Tl₂Mn₂O₇ and Tl_{1.8}Cd_{0.2}Mn₂O₇ is consistent with the small carrier density observed in these compounds (0.005 e⁻/u.c. and 0.0002 e⁻/u.c., respectively^{18,20}). In all the cases a linear behavior is observed far from T_C (low and high temperature), but a sharp increase of S around T_C is noticeable in the three compounds. This is specially strong in the case of Tl_{1.8}Cd_{0.2}Mn₂O₇ where a sharp peak is observed around T_C , which implies a big change in the slope dS/dT, which could be related to a sharp variation of the charge carriers density around T_C .

The specific heat data for the three compounds was measured in a wide temperature range around T_C . In order to remove the phononic component of the specific heat, we calculate it with an Einstein model with 3 os-

cillators centered at three frequencies (120K, 250K and 575K). The subtraction of the phononic component from the total (measured) specific heat is presented in Fig. 2 as the magnetic specific heat around T_C for the three compounds. The data clearly show the magnetic transition although they do not assess on its character as first or second order.

In order to apply the criterion for the study of the character of the magnetic transition from pure magnetic methods, initial magnetization isotherms were measured around the respective T_C 's. Data were taken with a SQUID between 0 and 10 kOe. Before each run, samples were heated up to 300 K (well above their T_C 's) and cooled to the measuring temperature under zero field, in order to ensure perfect demagnetization of the samples.

Fig. 3 shows the results for Tl₂Mn₂O₇. At 130 K ($\simeq T_C$), the curves show a small negative slope, indicating, according to Banerjee's criterion, a first-order character of the transition. This negative slope, found at low fields, continues above this temperature (see inset). This fact is probably causing the "unusual characteristics" found by Zhao *et al.* in the analysis of the critical behavior of the system⁵. The same happens for the Cd-substituted pyrochlore (Fig. 4), with a negative slope starting from 110 K ($\simeq T_C$), and for the Sb-substituted one (Fig. 5), where the negative slope appears at 190 K. From the above experimental data we conclude that the magnetic phase transition for the three compounds is first order. In the case of Tl₂Mn₂O₇ the transition is weakly first order, but for Tl_{1.8}Cd_{0.2}Mn₂O₇ and Tl₂Mn_{1.8}Sb_{0.2}O₇ it is clearly first order.

We assume that the magnetic properties of the pyrochlores are determined by the Mn⁴⁺ ions, which interact with a dilute band of conduction electrons. There is a ferromagnetic direct interaction between the spins of the Mn ions, J , and a local Kondo-like coupling between the Mn spins and the conduction electrons, $J'^{8,10,11,12,21}$. The hamiltonian can be approximated as:

$$\mathcal{H} = \sum_{k,s} \epsilon_k c_{k,s}^\dagger c_{k,s} - J \sum_{ij} \vec{M}_i \vec{M}_j - J' \sum_i c_{i,s}^\dagger \vec{\sigma}_{ss'} c_{i,s'} \vec{M}_i$$

and $\epsilon_k = \hbar^2 |\vec{k}|^2 / 2m_{eff}$. The magnetization of the Mn ion at site i is denoted as \vec{M}_i , and $\vec{s}_i = \sum_{s,s'} c_{i,s}^\dagger \vec{\sigma}_{ss'} c_{i,s'}$ is the polarization of the carriers at unit cell i . This hamiltonian is characterized by three parameters with dimension of energy, J , J' and the bandwidth, W , which can be written in terms of m_{eff} and the lattice constant, a , as $W = (\hbar^2 \pi^2) / (2m_{eff} a^2)$. In addition, we have to specify the number of conduction electrons per unit cell, n , or, alternatively, the position of the chemical potential, μ . In the following, we will assume that n can change as function of temperature and applied field, while μ is constant, as suggested in recent experiments²².

The above hamiltonian can be analyzed by a variety of methods. It can be shown, that, in the limit of a highly diluted conduction band¹², polarons will be formed in the paramagnetic phase. The same arguments can be used to proof that the stability of isolated small polarons imply the tendency towards phase separation in the presence

of a finite carrier density²¹. This result, in turn, implies that the magnetic transition becomes first order. This transition arises from the feedback of the carriers on the Mn spins²¹. The coupling of the spin of the conduction electrons to the Mn ions induce an effective interaction between the Mn spins, which goes as $-J'\vec{M}\vec{s}(\vec{M})$. If $\vec{s}(\vec{M})$ changes sufficiently fast, this coupling leads to a negative quartic term in the free energy of the Mn spins. The strength of this term increases as the carrier density is reduced and, when the carrier density is small enough, it overcomes the usual positive quartic term which arises from the entropy of the Mn ions, leading to a first order phase transition¹⁴.

In the following, we use the mean field approach developed in²¹ to study the properties of a system described by the above hamiltonian in the presence of a magnetic field, and at constant chemical potential. The results are plotted in Fig. 6. They have been obtained with the parameters $J = W/15$ and $J' = W/5$. If we take $W \approx 1\text{eV}$, the Curie temperature in the absence of free carriers is given by $kT_0 = Jz/3 = (2W)/15 \approx 160\text{K}$. The parameter $J' \approx 0.2\text{eV}$ is a reasonable value for the Kondo coupling between the spin of a Mn ion and a conduction electron localized in the same unit cell. In order to compare different carrier densities, we present results for fixed chemical potentials at $\mu = -0.09W$ and $\mu = -0.01W$. For these parameters, there is a first order transition at $T = 1.006T_0$ with an abrupt change of the Mn magnetization to $M = 0.003M_{sat}$ and at $T = 1.2T_0$ and $M = 0.32M_{sat}$ respectively. In the first case, the transition is weakly first order. The negative slope of H/M vs. M^2 is more pronounced when the transition is more strongly first order, as expected. At low carrier density, the carriers become fully polarized at lower magnetizations. The contribution of the polarization of

the carriers to the value of H/M goes, approximately, as $-[J'Ms(M)]/M^2 = -J's(M)/M$. When $s(M)$ becomes linear in M , the carriers cease to contribute to the slope of H/M vs. M^2 , which becomes positive.

The change in the number of carriers with applied field, or with magnetization is more pronounced when the initial carrier density is lowest, as is observed in the temperature dependence of the thermopower for $\text{Tl}_{1.8}\text{Cd}_{0.2}\text{Mn}_2\text{O}_7$ in Fig. 1. This effect will contribute strongly to the observed magnetoresistance.

We conclude that the character of the magnetic phase transition in $\text{Tl}_2\text{Mn}_2\text{O}_7$ CMR pyrochlores is first order, in contrast to previous studies⁵. This first order character is compatible with a complex ordering mechanism composed of a direct superexchange interaction between Mn ions, and a local Kondo-type indirect coupling between Mn ions mediated by the low density of conduction electrons. The ordering temperature seems to be directly related to this density of conduction electrons (i.e. the higher T_C , the higher density of carriers, as is the case for $\text{Tl}_2\text{Mn}_{1.8}\text{Sb}_{0.2}\text{O}_7$). Moreover, the CMR effect seems not to be related to the first order character of the magnetic transition, since CMR is rather weak for $\text{Tl}_2\text{Mn}_{1.8}\text{Sb}_{0.2}\text{O}_7$, which presents a clear first order character. The higher CMR is obtained when the charge carriers density is very low, and it seems to vary strongly around T_C (i.e. the case of $\text{Tl}_{1.8}\text{Cd}_{0.2}\text{Mn}_2\text{O}_7$). All these elements (first order character, variation of CMR and density of carriers) are obtained from a simple Hamiltonian solved in a mean field approximation²¹, which reproduces all of the above mentioned effects and also predicts a phase separation.

We thank the financial support of MCyT to the project MAT99-1045 and MAT2001-0539.

¹ Y. Shimakawa *et al.*, Nature **379**, 53 (1996).

² M.A. Subramanian *et al.*, Science **273**, 81 (1996).

³ A.P. Ramirez and M.A. Subramanian, Science **277**, 546 (1997).

⁴ S.K. Mishra and S. Satpathy, Phys. Rev. B **58**, 7585 (1998).

⁵ J. H. Zhao *et al.*, Phys. Rev. Lett. **83**, 219 (1999).

⁶ Y.V. Sushko *et al.*, Physica B**259-261**, 831 (1999); *ibid* Czech J. Phys. **46**, 2003 (1996); *ibid* Rev. High Pressure Sci. Technol. **7**, 505 (1998).

⁷ Y. Shimakawa *et al.*, Phys. Rev. B **59**, 1249 (1999).

⁸ M. D. Núñez-Regueiro and C. Lacroix, Phys. Rev. B **63**, 014417 (2001).

⁹ V. Tissen *et al.*, High Pressure Research Journal (In press).

¹⁰ C. I. Ventura and B. Alascio, Phys. Rev. B **56**, 14533 (1997).

¹¹ C. I. Ventura and M. I. Gusmão, preprint (cond-mat/0106319).

¹² P. Majumdar and P. Littlewood, Phys. Rev. Lett. **81**, 1314 (1998).

¹³ C. P. Bean and D. S. Rodbell, Phys. Rev. **126**, 104 (1962).

¹⁴ S. K. Banerjee, Phys. Lett. **12**, 16 (1964); see also for example S. V. Vonsovskii, *Magnetism*, (Wiley, New York, 1974), Vol. 2, Chap 25.

¹⁵ L. D. Landau, SZh. Eksperim. i Teor. Fiz. **7**, 19, 627 (1937); E. M. Lifshitz, *ibid.* **11**, 269 (1941); V. L. Ginzburg, *ibid.* **17**, 833 (1947); S. V. Vonsovskii, Izv. Akad. Nauk. SSSR (Ser. Fiz) **11**, 485 (1947).

¹⁶ J. Mira *et al.*, Phys. Rev. B **60**, 2998 (1999).

¹⁷ J. Mira *et al.*, Phys. Rev. B (In press).

¹⁸ J.A. Alonso *et al.*, Chem. Mat. **12**, 1127 (2000).

¹⁹ J. A. Alonso *et al.*, Phys. Rev. B **60**, R15 024 (1999).

²⁰ J. A. Alonso *et al.*, Appl. Phys. Lett. **76**, 3274 (2000).

²¹ F. Guinea *et al.*, Phys. Rev. B **62**, 391 (2000).

²² H. Imai *et al.*, Phys. Rev. B **62**, 12190 (2000).

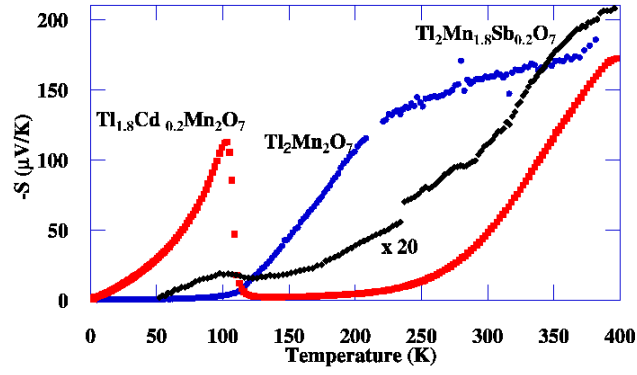


FIG. 1: Temperature dependence of the thermopower for $\text{Tl}_2\text{Mn}_2\text{O}_7$, $\text{Tl}_{1.8}\text{Cd}_{0.2}\text{Mn}_2\text{O}_7$ and $\text{Tl}_2\text{Mn}_{1.8}\text{Sb}_{0.2}\text{O}_7$.

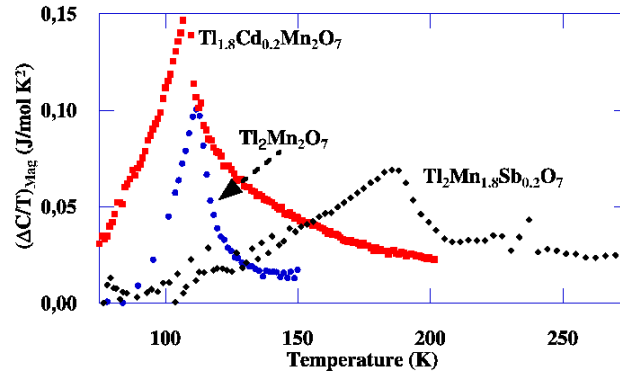


FIG. 2: Temperature dependence of the magnetic and electronic specific heat divided by T for $\text{Tl}_2\text{Mn}_2\text{O}_7$, $\text{Tl}_{1.8}\text{Cd}_{0.2}\text{Mn}_2\text{O}_7$ and $\text{Tl}_2\text{Mn}_{1.8}\text{Sb}_{0.2}\text{O}_7$.

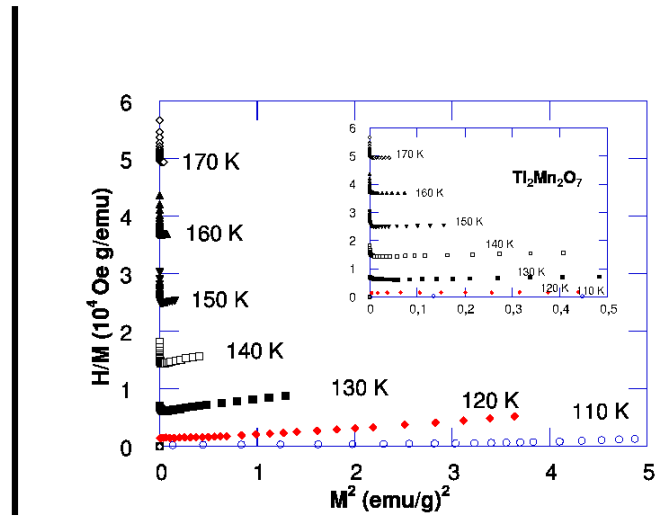


FIG. 3: H/M vs. M^2 plot of the magnetization vs. magnetic field isotherms of $\text{Tl}_2\text{Mn}_2\text{O}_7$ around T_C . Note the onset, at low fields, of a negative slope at a temperature near the critical point. Inset: Detail for higher temperatures.

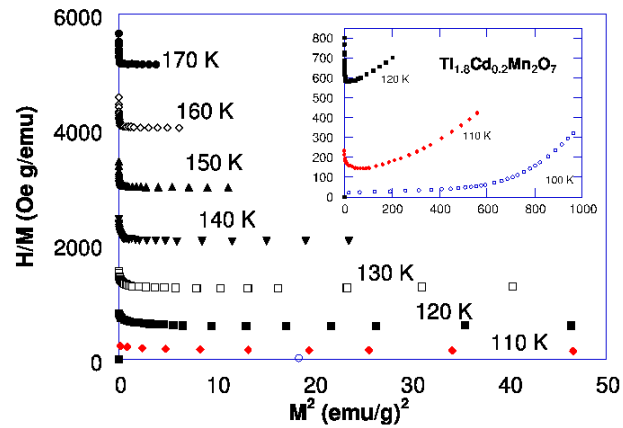


FIG. 4: Detail of the H/M vs. M^2 isotherms of $\text{Tl}_{1.8}\text{Cd}_{0.2}\text{Mn}_2\text{O}_7$. As in the undoped system, the negative slope starts near T_C . Inset: H/M vs. M^2 isotherms around T_C .

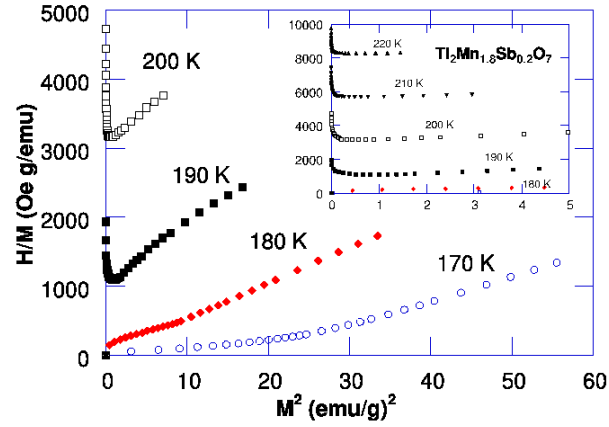


FIG. 5: H/M vs. M^2 isotherms, around T_C , of $\text{Tl}_2\text{Mn}_{1.8}\text{Sb}_{0.2}\text{O}_7$. The negative slope starts at about 190 K. Inset: Detail of some isotherms at higher temperatures.

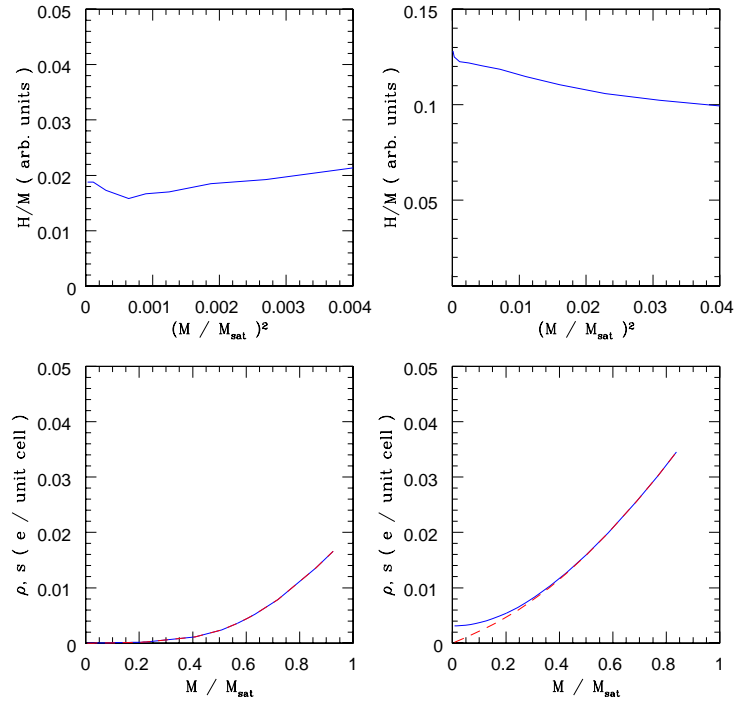


FIG. 6: Top: calculated values of H/M vs. M^2 for low density of carriers (left) and for higher density of carriers (right). Bottom: Carrier density (full line) and polarization (broken line) as function of the magnetization of the Mn ions for the same values of the chemical potential used in the top figures (see text for details).