

# Cooperative Dynamics in Unentangled Polymer Fluids

M. Guenza

*Institute of Theoretical Science and Material Science Institute, University of Oregon, Eugene, OR 97403*

We present a Generalized Langevin Equation for the dynamics of interacting semiflexible polymer chains, undergoing slow cooperative dynamics. The calculated Gaussian intermolecular center-of-mass and monomer potentials, which enter the GLE, are in quantitative agreement with computer simulation data. The experimentally observed, short-time subdiffusive regime of the polymer mean-square displacements, emerges here from the competition between the intramolecular and the intermolecular mean-force potentials.

PACS numbers:61.25.Hq

Despite its intrinsic complexity, the dynamics of low molecular weight unentangled polymer fluids has been considered for a long time to be a well understood problem in polymer physics. It is commonly accepted that when the degree of polymerization,  $N$ , does not exceed the entanglement value,  $N_e$ , a molecule is free to diffuse in the liquid, and follows Fickian dynamics. In this case, the Rouse approach successfully describes several key features of the polymer dynamics. These include the scaling with  $N$  of the bulk viscosity and the single-chain diffusion coefficient  $D_{Rouse} = k_B T (\zeta N)^{-1}$ , with  $k_B$  the Boltzmann constant,  $T$  the temperature, and  $\zeta$  the monomer friction coefficient [1].

Upon closer examination, however, the dynamics of unentangled polymer fluids still presents important unresolved questions. In the Rouse theory, local intermolecular interactions are completely neglected; the single chain dynamics is driven by intramolecular entropic restoring forces and segmental friction, while the dynamics of the surrounding chains provide a heat bath. In this description the polymer center of mass is free to diffuse following Brownian dynamics, and the mean-square displacement is expected to scale linearly in time at all time scales. In reality, a single polymer in a fluid spans a volume  $V \propto R_g^3$ , with  $R_g = \sqrt{N}l/\sqrt{6}$  the polymer radius of gyration, and  $l$  the statistical segment length. Inside this volume are contained an average of  $n \propto \sqrt{N}$  chains, that interact with each-other through the potential of mean force [2]. The range of the potential is the same as that of the correlation hole [3] in the pair correlation function  $g(\mathbf{r})$ , a distance of order  $R_g$  in polymer fluids [4]. Such interactions on length scales shorter than or equal to  $R_g$  leads to the Rouse equation's failure to adequately describe short-time polymer dynamics.

The inconsistency of the Rouse equation with computer simulation data of short-time unentangled [5,6] and entangled polymer dynamics in the melt state, and in concentrated solutions [7,8], has been known for many years. In the short-time regime,  $t \ll \tau_{Rouse} = 2R_g^2/(\pi^2 D_{Rouse})$ , the single-chain center-of-mass (c.o.m.)

mean-square-displacement,  $\Delta R^2(t)$ , of unentangled polymers shows anomalous diffusion. For times  $t \ll \tau_{Rouse}$   $\Delta R^2(t)$  crosses over from the short-time ballistic dynamics to long-time Fickian diffusion ( $\Delta R^2(t) \propto t$ ) through an intermediate regime ( $\Delta R^2(t) \propto t^{0.8 \pm 0.9}$ ) [5,6,9]. Only at long times ( $t \geq \tau_{Rouse}$ ) does the system obey Rouse dynamics and Fickian diffusion is recovered. Entangled polymer fluids show the same behavior in the short-time regime where Rouse dynamics is expected to hold [7,8]. The short-time anomalous dynamics only appears in melts and in solutions above the polymer overlap concentrations [1,7,8], further supporting the hypothesis that their short-time anomalous dynamics is a consequence of intermolecular interactions.

In a recent paper, we derived a Generalized Langevin Equation for the Cooperative Dynamics (CDGLE) of interacting, completely flexible polymer fluids [10], where explicitly intramolecular and intermolecular forces are included. The CDGLE is here implemented to treat the heterogeneous dynamics of unentangled semiflexible polymer melts with finite-size chains. The theory is found to be in excellent agreement with computer simulation data performed by G.Grest and coworkers [9].

The GLE for a group of  $n$  molecules undergoing slow cooperative dynamics is derived from the first-principle Liouville equation by projecting the dynamics of the entire fluid onto the phase-space of the slow variables, i.e. the coordinates of  $n$  molecules statistically comprised inside the volume defined by the range of the mean-force potential,  $n = \rho R_g l^2 = O(\sqrt{N})$ , with  $\rho$  the monomer density. An effective segment  $a$  in molecule  $i$  is driven by the intramolecular potential,  $-\beta^{-1} \ln \Psi(\mathbf{r}^{(i)}(t))$  with  $\mathbf{r}^{(i)}(t) = \{\mathbf{r}_1^{(i)}(t), \mathbf{r}_2^{(i)}(t), \dots, \mathbf{r}_N^{(i)}(t)\}$ , the intermolecular time-dependent potential of mean-force,  $-\beta^{-1} \ln g[\mathbf{r}^{(j)}(t), \mathbf{r}^{(k)}(t)]$ , and the random interactions with the surrounding fluid, where the projected random force is given by  $\mathbf{F}_a^{Q(i)}(t)$ . The segment position  $\mathbf{r}_a^{(i)}(t)$  follows the equation of motion [10]:

$$\zeta_{eff} \frac{d\mathbf{r}_a^{(i)}(t)}{dt} = \frac{1}{\beta} \frac{\partial}{\partial \mathbf{r}_a^{(i)}(t)} \ln \left[ \prod_{j=1}^n \Psi(\mathbf{r}^{(j)}(t)) \prod_{k < j}^n g(\mathbf{r}^{(j)}(t), \mathbf{r}^{(k)}(t)) \right] + \mathbf{F}_a^{Q(i)}(t), \quad (1)$$

with  $\beta = (k_B T)^{-1}$ .

The effective monomer friction coefficient,  $\zeta_{eff}$ , is given by the linear combination of the bare friction,  $\zeta_0 = \beta \langle \mathbf{F}_a^i \cdot \mathbf{F}_a^{Q(i)} \rangle / 3$ , conventionally assumed to be the Rouse friction, and the intramolecular ( $i$ ) and intermolecular ( $j \neq i$ ) memory functions containing time and space correlation of the random forces:

$$\zeta_{eff} = \zeta_0 + \frac{\beta}{3} \sum_{b \neq a}^N \int_0^\infty dt \langle \mathbf{F}_a^{(i)}(0) \cdot \mathbf{F}_b^{Q(i)}(t) \rangle + \frac{\beta}{3} \sum_{b=1}^N \sum_{j \neq i}^n \int_0^\infty dt \langle \mathbf{F}_a^{(i)}(0) \cdot \mathbf{F}_b^{Q(j)}(t) \rangle. \quad (2)$$

The coupling of the random forces acting on different molecules is discarded in the traditional single-chain approaches [1], and it is negligible for systems of uncorrelated molecules, for which the pair distribution function  $g(r) \approx 1$ .

With the purpose of describing the dynamics of finite-size semiflexible polymers, Eq.( 1) is reformulated in a matrix formalism, and semiflexibility is introduced following the approach developed by Bixon and Zwanzig at the simple Rouse level [11]. The new equation of motion applies to the overdamped dynamics of a fluid of interacting molecules of any kind, including semiflexible polymers of finite length. It recovers the traditional single-molecule equation [1] in the limit  $n = 1$ , and/or with the fluid described as a continuum,  $g(r, t) = 1$ . In the case  $n = 2$  and  $N = 1$ , it recovers the diffusive equation for binary interacting particles [12]. Thus our equation correctly reproduces the dynamics of systems characterized by dominant intramolecular or intermolecular interactions.

Since Eq.( 1) is obtained by projecting the fluid dynamics onto the extended set of intra- and intermolecular slow variables, the memory function contributions are minimized and can be neglected in first approximation [2]. In addition, if only the intramolecular polymer coordinates are chosen as slow variables, and the memory function is discarded, this procedure recovers the traditional Rouse equation. The memory function contribution to the intramolecular equation becomes relevant for melts of high molecular weight polymers, where it describes the cross-over from unentangled to entangled polymer dynamics [13].

The GLE is decoupled in center-of-mass diffusion and intramolecular dynamics by a transformation of variables from beads to bond monomer coordinates [14]. The solu-

tion of the c.o.m. diffusive equation requires the derivation of an analytical expression for the c.o.m. intermolecular potential. We start from the four-point distribution function which relates a pair of monomers belonging to different polymers, and their c.o.m. positions. The distribution is factorized in the product of two-point distribution functions and integrated over the monomer coordinates  $g(R) \approx \int d\mathbf{r}_a \Psi(r_a^{(j)}) \int d\mathbf{r}_b \Psi(r_b^{(k)}) g(r_{a,b})$ . In the special case of polymer molecules we adopt the thread-PRISM expression of the monomer pair distribution function [4], and the Gaussian intramolecular distribution [1],  $\Psi(r_a) = [3/(2\pi R_g^2)]^{3/2} \exp[-3r_a^2/(2R_g^2)]$ . The effective potential acting between the centers-of-mass of a pair of molecules inside a region of slow cooperative dynamics is approximated by

$$w(R) = -\ln g(R) \approx \frac{27\sqrt{2}}{4\pi\sqrt{\pi}} \frac{1}{\sqrt{N}\rho^*} [1 - 108\pi^{-2}(\rho^*)^{-2}(N)^{-1}] e^{-3R^2/(4R_g^2)}. \quad (3)$$

$w(R)$  is Gaussian and finite for all distances, with a range on the order of the radius of gyration. At full polymer-polymer overlap,  $w(0)$  decreases with increasing reduced fluid density,  $\rho^* = \rho l^3$ , reflecting the transition towards an incompressible system.  $w(0)$  also decreases with increasing polymer molecular weight due to the increasing interpenetrability of the polymer chains. Figure 1 shows a comparison between Eq.( 3) and the potential extracted from the trajectories of molecular dynamics computer simulations for melts of unentangled polyethylene chains [9]. The simulations are performed at constant volume and constant temperature, using the experimental densities at atmospheric pressure. We analyze trajectories from unentangled polyethylene samples with increasing degree of polymerization, as reported in Table I (the entanglement degree of polymerization  $N_e = 136$ ). The only fitting parameter in the quantitative comparison, is the potential at complete polymer overlap,  $w'(0)$ , which is compared in Table I to  $w(0)$ . All the samples are in good agreement with Eq.( 3). The value of  $w'(0)$  agrees quantitatively with the simulations for the high  $N$  samples. In the low  $N$  samples the presence of the fine structure at short distance, due to the local monomer packing, doesn't allow us to make a quantitative comparison.

The data show a decrease of  $w(0)$  with increasing molecular weight or density, in a greement with Eq.( 3), and with a recent study on dilute and semidilute polymer solutions [15]. Eq.( 3) represents an improvement on the mean-field formula derived by Flory and Krigbaum, which predicts the opposite trend [15]. However in solution both simulations and renormalization group calculations shows that the  $N \rightarrow \infty$  scaling regime is finite. In our study of polymer melt dynamics, the small range of  $N$  available does not allow us to investigate this feature.

From Eq.( 3) we derive the intermolecular force between the c.o.m. of two polymers. In Eq.( 1) this is multiplied by the number of interacting polymers  $G(t)R(t) = -\sqrt{N}\rho^*dW(t)/dR(t)$ . The time evolution of the intermolecular center-of-mass potential follows the time-dependence of the interpolymer distance. With the purpose of obtaining an analytical solution of Eq.( 1), we approximate  $R^2(t)$  with its statistical average over the polymer configuration space,

$$G(t)R(t) \approx \frac{81\sqrt{2}}{8\pi\sqrt{\pi}}R_g^{-2}[1 - 108\pi^{-2}(\rho^*)^{-2}(N)^{-1}]e^{-3\langle R^2(t) \rangle / (4R_g^2)}R(t). \quad (4)$$

When Eq.( 4) is introduced in Eq.( 1), the latter reduces to a set of coupled Rouse equations with explicit intermolecular contributions

$$\zeta_0 \frac{d\mathbf{R}_{c.m.}^{(i)}(t)}{dt} = G(t)[\mathbf{R}_{c.m.}^{(i)}(t) - \mathbf{R}_t(t)] + \mathbf{F}^i(t), \quad (5)$$

which obey the fluctuation-dissipation condition  $\langle \mathbf{F}_\alpha^i(t) \cdot \mathbf{F}_\gamma^j(t') \rangle = 6\zeta_0\beta^{-1}\delta_{\alpha\gamma}\delta_{ij}\delta(t-t')$ , where  $\alpha, \gamma = x, y, z$ .  $\mathbf{R}_t(t) = n^{-1}\sum_{k=1}^n \mathbf{R}_{cm}^{(k)}(t)$  is the coordinate of the c.o.m. of the dynamical aggregate.

The advantage of adopting the approximate form of the intermolecular force is that the GLE becomes solvable using the standard techniques of transformation to normal mode coordinates. The set of coupled equations, Eq.( 5), reduces to two GLEs in the relative and cooperative variables, from which the relative many-chain intermolecular distance  $\langle R^2(t) \rangle \approx n\Delta R^2(t) - 6D_{m.c.}t$ , where  $\Delta R^2(t)$  is the single chain mean-square displacement. The many-chain cooperative diffusion coefficient,  $D_{m.c.} = (\beta\rho^*N\sqrt{N}\zeta_0)^{-1} = D_{Rouse}/(\rho^*\sqrt{N})$ , approaches zero in melts of high molecular weight polymer chains, at low temperature, and/or at high liquid density. Since the intermolecular force depends at each instant on the value of the intermolecular distance  $\langle R^2(t) \rangle$ , we solve Eq.( 5) self-consistently for small time increments ( $\Delta t = 10^{-2}$  ps). By this procedure we take into account the change in the intermolecular interaction with the dynamical evolution of the system.

Using Eq.( 5), we calculate the c.o.m. mean-square displacement,  $\Delta R^2(t) = \langle (R_{c.m.}(t) - R_{c.m.}(0))^2 \rangle$ . Since the appearance of anomalous c.o.m. dynamics is related to the amplitude of  $G(t)$  (when  $G(t) \rightarrow 0$  single chain uncorrelated dynamics is recovered) the anomalies are confined in the time scale  $t \leq \tau_{Rouse}$ , which is the time necessary for the system to travel outside the range of the mean-force potential ( $R^2(t) \geq R_g^2$ ).

We test the validity of our approach by comparing the c.o.m. mean-square displacement calculated from the solution of Eq.( 5), with the data from computer simulations for the samples previously analyzed. The values of  $\rho$ ,  $T$ ,  $N$ ,  $l$  and  $\zeta_0$  are the input to the equation together

with the effective value of the potential at initial time and zero intermolecular distance,  $w'(0)$ , calculated from the fitting of the potential. Here the statistical segment is much larger than the chemical bond because of the intrinsic stiffness of the polyethylene molecule. Figures 2 and 3 show that the diffusive equation with the soft-core intermolecular potential reproduces quantitatively the anomalous subdiffusive c.o.m. dynamics for all of the samples investigated, and in the complete range of time scales. The slope of the subdiffusive c.o.m. regime is reported in Table I, and it is found to decrease with increasing degree of polymerization. The degree of dynamical anomaly increases with increasing  $N$  and decreasing  $T$ , as the system moves towards its glass transition. For the range of  $N$  investigated in this study a scaling regime has yet to be reached.

To describe the polymer flexibility we adopt a freely rotating chain model for segments of length  $l = 1.53 \text{ \AA}$  with an effective stiffness parameter  $g = 0.74$  ( $g = \langle \mathbf{l}_i \cdot \mathbf{l}_{i+1} \rangle / l^2$ ,  $\mathbf{l}_i = \mathbf{r}_{i+1} - \mathbf{r}_i$ ). The value of  $g$  is obtained from the polymer mean-square end-to-end distance calculated from the simulation data, and reproduces the experimental characteristic ratio for a finite polyethylene chain. The introduction of the explicit description of the local stiffness does not affect the dynamics at the c.o.m. level. This is because both the flexible model with renormalized segments and the the explicit semiflexible description are devised to reproduce the global chain properties. In figures 2 and 3 the c.o.m. diffusion is identical if we use a semiflexible or a renormalized flexible model.

The monomer dynamics depends strongly on the local chemical structure, and chain stiffness. However, at the monomer level, the intermolecular contributions are negligible. Our mode analysis shows that only the lowest index, global modes are affected by the intermolecular potential in agreement with previous studies [5,7,16]. In analogy with the static picture, we argue that the insensitivity of the local dynamics to the intermolecular forces is due to the presence of similar and compensating monomer-monomer intramolecular and intermolecular excluded-volume interactions [3]. In the regime of  $t \leq \tau_{Rouse}$ , the data show a dynamics slightly faster than the Rouse prediction of  $\Delta r^2(t) \propto t^{0.5}$ . This effect is predicted by our diffusion equation with included local polymer semiflexibility. Figure 3 shows that the monomer mean-square displacement calculated with the semiflexible approach is in better agreement with the simulations than the Rouse function. The inclusion, or exclusion, of the intermolecular contribution, does not modify the monomer diffusion.

In conclusion we show that the center-of-mass intermolecular potential in polymer melts can be described at a good level of approximation by an effective Gaussian potential. The introduction of the local intermolecular forces in the GLE strongly improves the description of

the global dynamical properties of polymer melts in the short-time domain. The intermolecular forces, however, do not affect the dynamics on the local monomer scale, which is instead strongly dependent on the local polymer semiflexibility.

We are grateful to G.S.Grest for sharing the computer simulation trajectories. Acknowledgment is made to the donors of The Petroleum Research Fund, administrated by the ACS, for partial support of this research. We also acknowledge the support of the National Science Foundation under the grant DMR-9971687.

---

[1] M.Doi, S.F.Edwards, *The Theory of Polymer Dynamics* (Oxford University Press, Oxford, 1986).  
[2] J.P.Hansen, I.R.McDonald, *Theory of Simple Liquids* (Academic Press, London, 1991).  
[3] P.-G. de Gennes, *Scaling Concepts in Polymer Physics* (Cornell University Press, Ithaca, 1979).

Polymer	$N$	$T$ [K]	$\rho$ [ $g/cm^3$ ]	$l$ [ $\text{\AA}$ ]	$\frac{w(0)}{w'(0)}$	$slope$
$C_{10}H_{22}$	10	298	0.7250	3.26	2	0.97
$C_{16}H_{34}$	16	298	0.7703	3.84	.4	0.94
$C_{16}H_{34}$	16	323	0.7531	3.75	.6	0.96
$C_{16}H_{34}$	16	373	0.7187	3.66	.8	0.97
$C_{30}H_{62}$	30	400	0.7421	4.02	.3	0.90
$C_{44}H_{62}$	44	400	0.7570	4.18	.3	0.85

TABLE CAPTION

Table I: Simulation parameters, and fitting parameters.

FIGURE CAPTIONS.

FIG. 1: Comparison between the analytical expression of the soft-core center-of-mass Gaussian potential, Eq.( 3), and computer simulations data, vs. the c.o.m. interpolymer distance normalized by the polymer end-to-end distance,  $R_{ete} = \sqrt{N}l$ .

FIG. 2: Center-of-mass mean-square displacement as a function of time. Best fit of the molecular dynamics simulation data (filled circle) with the Rouse equation (dashed line), and with the intermolecular diffusion equation, Eq.( 5), for polymer melts (full line). The short-dashed lines indicate the longest Rouse relaxation time,  $\tau_{Rouse}$ .

FIG. 3: Monomer and center-of-mass mean-square displacements as a function of time. Best fit of the molecular dynamics simulation data (filled circle for c.o.m. and

[4] K.S.Schweizer, J.G.Curro, *Adv. Chem. Phys.* **97**, 1 (1997).  
[5] W.Paul, G.D.Smith, D.Y.Yoon, B.Farago, S.Rathgeber, A.Zirkel, L.Willner, D.Richter, *Phys. Rev. Lett.* **80**, 2346 (1998).  
[6] A.Kopf, B.Duenweg, W.Paul, *J. Chem. Phys.* **107**, 6945 (1997).  
[7] K.Kremer, G.S.Grest, *J. Chem. Phys.* **92**, 5057 (1990).  
[8] A.Kolinski, J.Skolnick, R.Yaris, *J. Chem. Phys.* **86**, 1567 (1987).  
[9] M.Mondello, G.S.Grest, *J. Chem. Phys.* **106**, 9327 (1997). K.S.Kostov, K.F.Freed, E.B.Webb III, M.Mondello, G.S.Grest, *J.Chem.Phys.* **108**, 9155 (1998).  
[10] M.Guenza, *J. Chem. Phys.* **110**, 7574 (1999).  
[11] M.Bixon, R.Zwanzig, *J.Chem.Phys.* **60**, 1896 (1978).  
[12] F.J.Vesely, H.A.Posch, *Mol.Phys.* **64**, 97 (1988).  
[13] K.S.Schweizer, *J.Chem.Phys.* **91**, 5802 (1989) and references therein.  
[14] M.Guenza, A.Perico, *Macromol.* **25**, 5942 (1992).  
[15] P.G.Bolhuis, A.A.Louis, J.P.Hansen, *J. Chem. Phys.* **114**, 4296 (2001); A.A.Louis, P.G.Bolhuis, J.P.Hansen, E.J.Meijer, *Phys.Rev.Lett.* **85**, 2522 (2000).  
[16] D.Richter, L.Willner, A.Zirkel, B.Farago, L.J.Fetters, J.S.Huang, *Phys. Rev. Lett.* **71**, 4158 (1993).

open squares for monomer dynamics) with the Rouse equation (dashed line), and with the diffusion equations for semiflexible polymer melts (full line). The short-dashed lines indicate the longest Rouse relaxation time,  $\tau_{Rouse}$ .

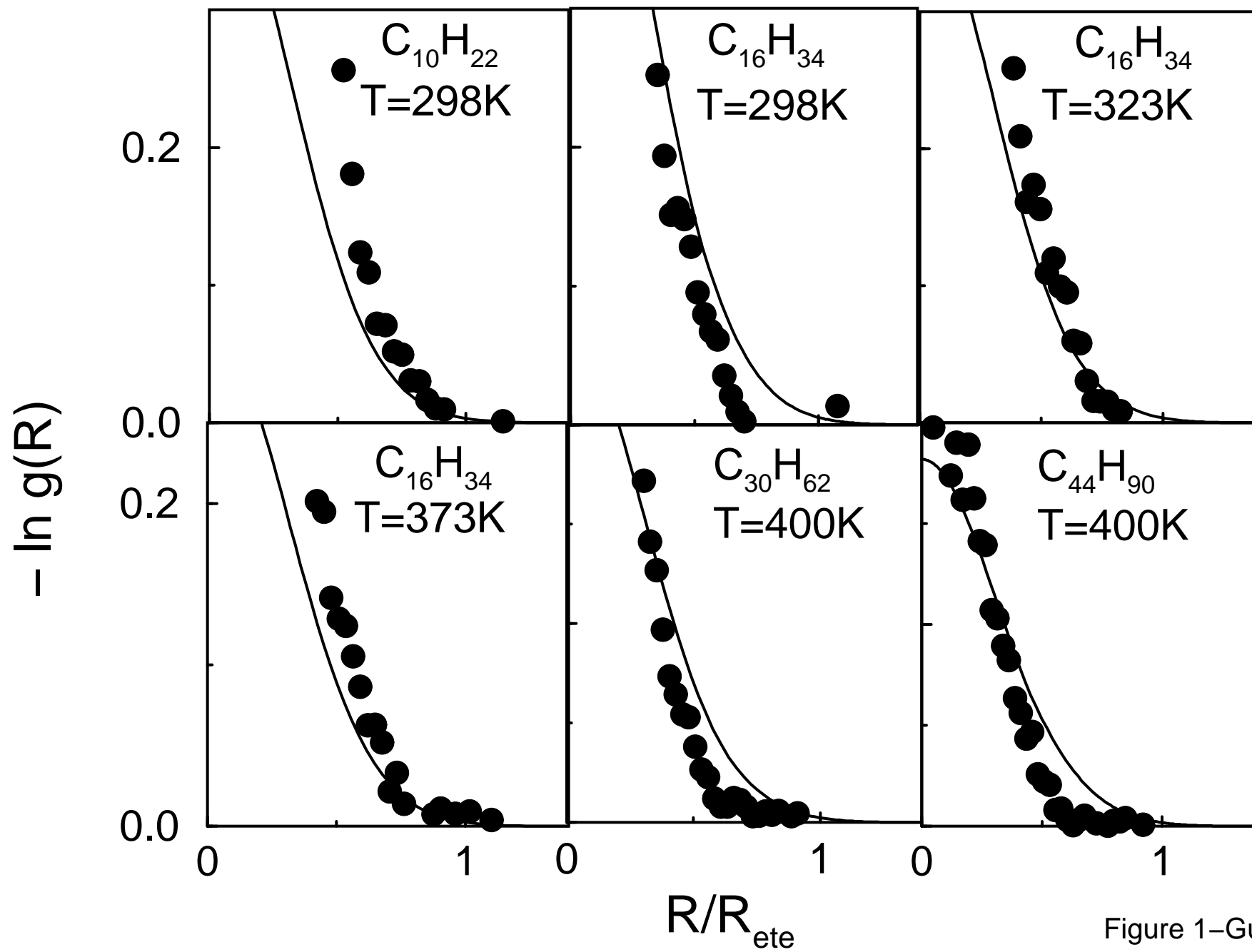


Figure 1-Guenza

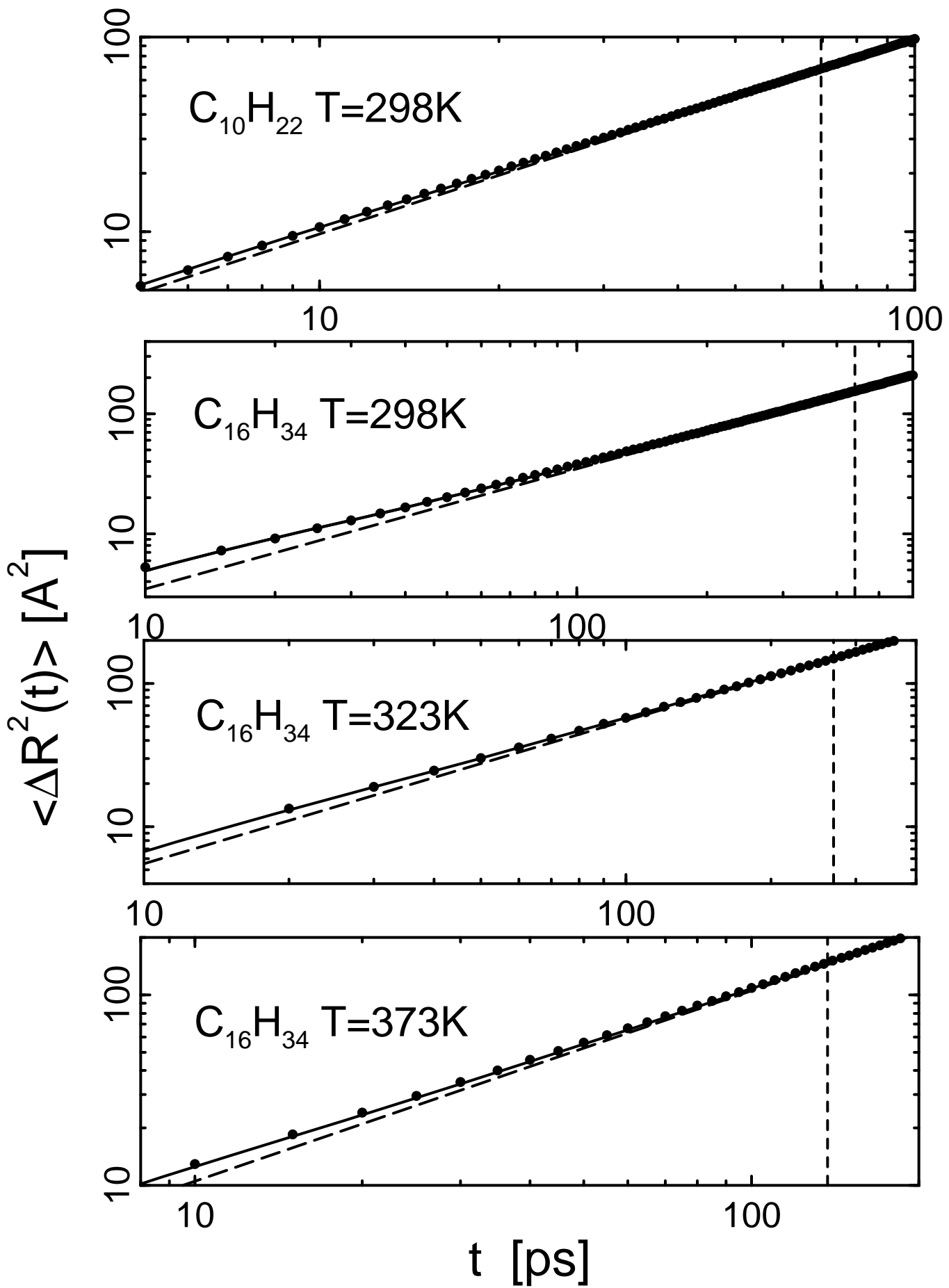


Figure 2–Guenza

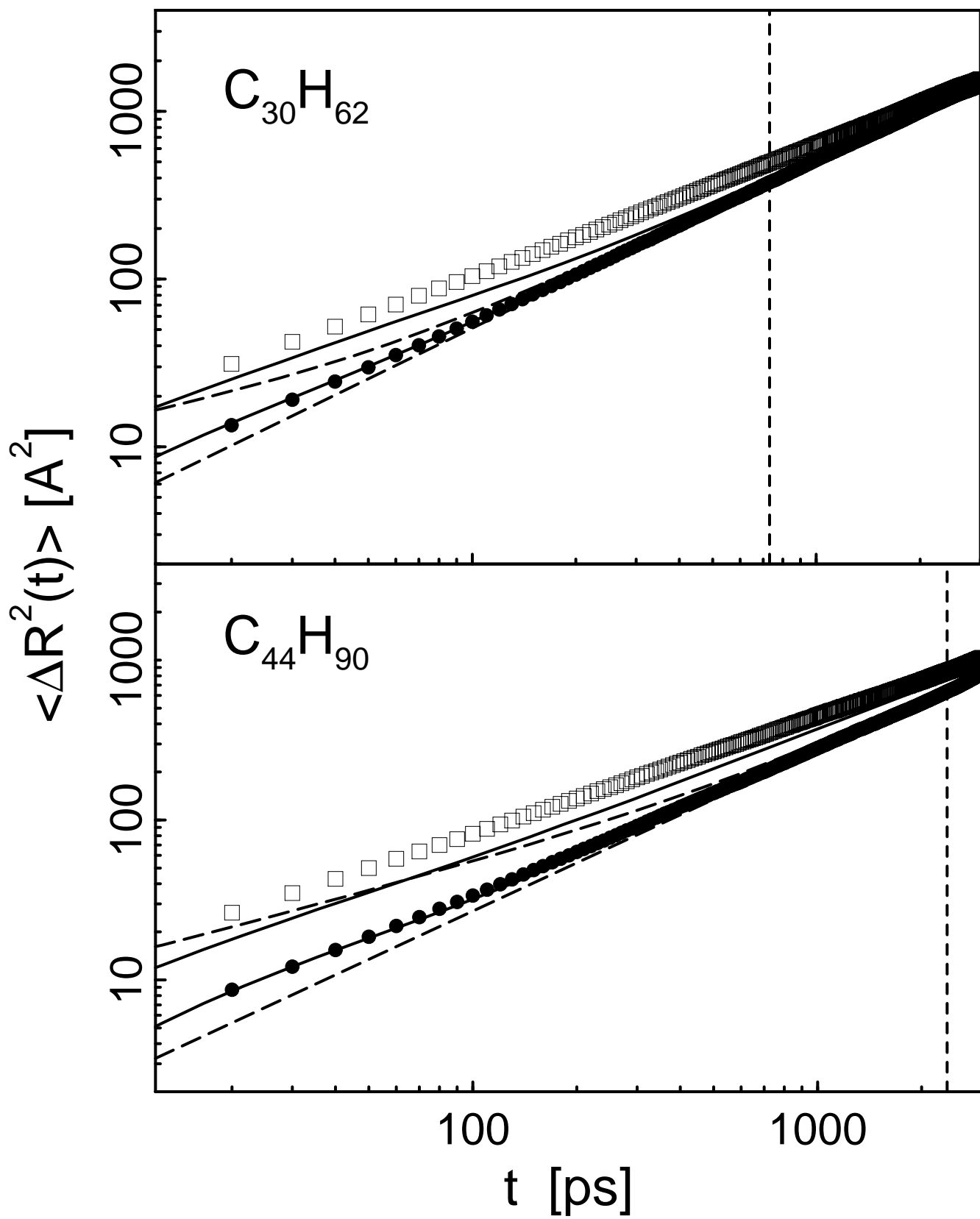


Figura 3–Guenza