

Deterministic walks in random networks: an application to thesaurus graphs

O. Kinouchi A. S. Martinez G. F. Lima G. M. Lourenço

Departamento de Física e Matemática, FFCLRP, Universidade de São Paulo, Av. Bandeirantes 3900, CEP 14040-901, Ribeirão Preto, SP, Brazil.

S. Risau-Gusman

Zentrum für Interdisziplinäre Forschung, Wellenberg 1, D-33615 Bielefeld, Germany

Abstract

In a landscape composed of N randomly distributed sites in Euclidean space, a walker (“tourist”) goes to the nearest one that has not been visited in the last τ steps. This procedure leads to trajectories composed of a transient part and a final cyclic attractor of period p . The tourist walk presents a simple scaling with respect to τ and can be performed in a wide range of networks that can be viewed as ordinal neighborhood graphs. As an example, we show that graphs defined by thesaurus dictionaries share some of the statistical properties of low dimensional ($d = 2$) Euclidean graphs and are easily distinguished from random link networks which correspond to the $d \rightarrow \infty$ limit. This approach furnishes complementary information to the usual clustering coefficient and mean minimum separation length.

1 Introduction

We live in a world formed by networks: biological, social, linguistic and technological. The study and characterization of such networks have boosted recently by the emergence of new ideas, increasing network databases and available computational power to test models and link them to data [1].

Networks form the substrate where dynamical processes can occur, as the spreading of diseases or diffusion of information. Such processes are usually studied by using stochastic dynamics and random walks. Navigation processes and exploratory behavior [2,3] can also be modeled by walks inside graphs. Of course, navigation processes are not purely random nor purely deterministic. However, as a first step, it would be interesting to know the generic

properties of deterministic navigation inside networks [4–6]. If these networks are disordered, deterministic walks will lead to some statistics of trajectories which could provide information about the network topology and kind of disorder. Consider the following examples of deterministic walks in the context of translation machines and thesaurus graphs.

Automatic translation software presents various problems due to the difficult task, even to humans, of converting phrases from one language to another. For example, it seems a desirable feature that if a translated sentence is translated anew to the original language one should get the original phrase. However, the iteration of the translation process in standard translator software frequently produces a drift from the original sense. After a transient, this drift achieves a two-cycle that constitutes a pair of usually nonsensical sentences, which are the same when translated back and forth.

At the word level, a similar phenomenon occurs in analogical dictionaries or thesaurus. Starting from a random word, if one iterates the process going to the nearest synonymous in some sense (say, for example, the first word in the given list), one achieves also cycles of period two as shown in Table 1.

1) link → connection → link
2) translation → conversion → change → alter → change
3) constitution → charter → contract → agreement → accord → agreement
4) constitution → establishment → organization → association → friendship → companionship → company → corporation → business → commerce → trade → deal → contract → agreement → accord → agreement

Table 1

Examples of two-cycle obtained from iteration to the first word in synonymous list (Microsoft Word 98): 1) zero transient trajectory; 2) trajectory with two transient steps; notice that trajectories may differ in 3) United Kingdom English and 4) USA English thesaurus.

This iterative procedure converges, after some (sometimes large) transient time, to a two-cycle. Two-cycles are the universal attractors of this iteration process. This can be easily understood if one thinks about words in a thesaurus as nodes of a graph. This graph is not purely random but their nodes are semantically or etymologically linked defining some ordinal relationship in the node neighborhood (first neighbor, second neighbor etc.). Two-cycles appear when two mutually next neighbors are finally found.

An interesting statistical question concerns the average degree of separation between two words in a thesaurus. After some experimentation in standard electronic thesaurus, one finds that the average degree of separation is of order $\log N$, where N is the number of nodes (words) in the graph defined by a

thesaurus. One also observes that synonymous have large clustering coefficient. This means that the probability that two synonymous of a word are also synonymous of each other is large. This suggests that a thesaurus is an instance of the so-called Small World networks [7]. This fact has been confirmed recently through exhaustive quantitative measures in the Merrian-Webster dictionary [8], Roget's thesaurus [9] in the Wordnet Database [9,10] and even for free word associations database [9].

Here we suggest a different point of view to probe the structure of these highly non-trivial networks, through the study of the statistics of a simple deterministic walk on them: the "tourist walk" [6]. Starting from an initial site, a walker (tourist) moves at each time step according to the simple deterministic rule: go to the nearest site that has not been visited in the preceeding τ time steps. The tourist performs a deterministic partially self-avoiding walk with memory window of τ steps. This iterative dynamics always leads to a trajectory that is composed of an initial transient part and a final attractor (a cycle of period $p \geq \tau + 2$) that traps the tourist. Here, τ is the limited tourist memory range or, alternatively, it can be thought as a refractory time of the sites. For $\tau = 0$, only cycles with period 2 appear, which correspond to a pair of mutually nearest neighbors points, corresponding to the two-cycle phenomena described earlier.

The main result presented in this paper is that deterministic walks in spatial graphs (graphs whose nodes lie in Euclidean d -dimensional space) present some interesting statistical regularities. These regularities could serve as a benchmark when studying real world networks. In Section 2 we show that the tail of the distributions $P_\tau(p)$ of cycle period p , i.e., the number of different p -cycles divided by the total number of cycles, can be described in the whole τ -range by a limited power-law. In this way all curves $P_\tau(p)$ can be collapsed into a single universal curve independent of τ . This is an extension and improvement to the description given in Ref. [6]. Also, for $\tau = 0$, an analytical support, given by Cox's formula [11–14], is presented along the text. In addition to the quantities studied in Ref. [6], another quantity is examined: the probability $P_A(p)$ of a random site to belong to a p -cycle attractor basin. This probability is interesting since it shares the scaling properties of $P_\tau(p)$ and is easily measurable from experimental data. These quantities have been studied as a function of the dimensionality d of the system where we show a slow convergence to the random link network. The random link network corresponds to the limit $d \rightarrow \infty$ and, for $\tau = 1$, the cycle distribution behaves as $P_\tau(p) \propto p^{-1}$. In Section 3, we compare our results, obtained in low dimensional Euclidean random graphs, to those obtained in the Small World graphs of thesaurus and find surprising similarities between them and huge differences from the $d \rightarrow \infty$ limit. This suggests that the short range connectivity structure of thesaurus graphs could be embedded in a low dimensional space, with the Small World behavior given by a small fraction of long range connections. This contrasts to

standard models which represent words in high dimensional Euclidean space [9,15]. Finally in Section 4 concluding remarks are presented.

2 Deterministic Walks

The construction of the d -dimensional Euclidean random graphs starts by randomly distributing the coordinates of $j = 1, 2, \dots, N$ sites with a uniform density ρ in the interval $[0, 1]$ in d dimensions. The Euclidean matrix of distances D_{ij} is used for ordering the neighbors and to create a neighborhood table $V_{ik} = j(k)$, where $j(k)$ is the site that is the k^{th} nearest neighbor of site i .

Notice that a random collection of points in Euclidean space does not define a graph because a set of links is also necessary. If all the points are connected by links, we would have a totally connected graph. We will represent this graph by G_{N-1} , where $N - 1$ is the number of outgoing links. But with a memory window τ , the walker dynamics is well defined if one knows what are the $\tau + 1$ nearest neighbors. Moves to the other neighbors never occur. This means that the walk is done inside a subgraph $G_{\tau+1}$ formed by linking directionally each site i to its $\tau + 1$ nearest neighbors. The tourist walk is always performed inside this directed subgraph that only presents an ordered set of neighbors V_{ik} ($k = 1, \dots, \tau + 1$) for each node. For example, in the G_1 subgraph each node is connected only to its nearest neighbor: indeed this graph is composed by several disconnected parts, one for each pair of mutual nearest neighbor. In the G_2 subgraph, each node is linked to its two nearest neighbors. Such graph has a giant component (percolating cluster) containing more than 98% of the nodes [16]. Notice that G_n is always a subgraph of G_{n+1} .

We stress that the Euclidean metric has been introduced in our model only as a simple mode of ranking the sites neighbors. As pointed out in Ref. [6], the dynamics is performed on the neighborhood table V_{ik} , not in the distance matrix D_{ij} .

2.1 Walks without memory

The density of cycles $D_\tau(p; d)$ is the number of different p -cycles divided by N for a given memory τ and dimension d . As observed before, in the no memory situation $\tau = 0$, only 2-cycles appear. Nearest neighbor statistics in Poisson processes on Euclidean spaces are well known and have been used more intensively after the work of Clark and Evans [11], followed by Refs. [12–14]. They have defined “reflexive nearest neighbors” as two sites that are the nearest neighbors of each other. These reflexive neighbors are precisely the

attractors in the $\tau = 0$ tourist walk.

Applying Cox's formula [14], the density $D_0(2; d)$ of 2-cycles in dimension d is given by:

$$D_0(2, d) = \frac{P_{rn}(d)}{2} = \frac{1}{2(1 + p_d)} , \quad (1)$$

$$p_d = 2 \frac{\Gamma(d/2 + 1)}{\sqrt{\pi}\Gamma[(d + 1)/2]} \int_0^{1/2} dx (1 - x^2)^{(d-1)/2} , \quad (2)$$

with $P_{rn}(d)$ being the fraction of reflexive neighbors and $\Gamma(z)$ the gamma function.

These formula can be worked out to obtain standard functions. Observing that:

$$\frac{\Gamma(d/2 + 1)}{\sqrt{\pi}\Gamma[(d + 1)/2]} = \frac{1}{B[1/2, (d + 1)/2]} , \quad (3)$$

where $B(a, b) = \Gamma(a)\Gamma(b)/\Gamma(a + b)$ is the beta function, one obtains:

$$p_d = I_{1/4}\left(\frac{1}{2}, \frac{d + 1}{2}\right) , \quad (4)$$

with $I_z(a, b)$ being the incomplete beta function. Some special values of these quantities are shown in Table 2.

d	p_d	$D_0(2, d)$
1	1/2	1/3
2	$(2\pi + 3^{3/2})/(6\pi)$	$3\pi/(2\pi + 3^{3/2})$
3	11/16	8/27
\vdots	\vdots	\vdots
∞	1	1/4

Table 2

Some values of p_d and $D_0(2, d)$ as a function of d .

2.2 Walks in $d = 2$

We consider now the dependence on the memory τ in the two dimensional case. For $\tau > 0$, different period cycles coexist. Examples of cycles appearing

for a landscape with $N = 400$ sites and several values of memory τ are given in Fig. ??, where open boundary condition has been used here. As τ grows, one observes the progressive disappearance, development or coalescence of cycles.

A natural question concerns the distribution of cycle periods

$$P_\tau(p) = \frac{D_\tau(p)}{\sum_p D_\tau(p)} , \quad (5)$$

and also if there is a value for τ where a percolation phenomenon occurs, i.e., the appearance of a cycle with diameter comparable to the system. However, the detailed study of this percolating regime demands strong computational effort, which is far from our resources. Here we only report results for the also interesting regime $\tau = O(\log N)$, which is of the order of the mean minimum separation length in Small Word networks. This regime gives information about the clustering properties of the network at scale of $O(\tau)$ cities.

Numerical simulations, using periodic boundary conditions, have been performed for $d = 2$ and τ varying from 1 to 10 with $N = 10^4$ and averaging over 100 landscapes, see Fig. ??a. We have found that, for $p > 2p_{min} = 2(\tau + 2)$, the probability of appearance of a p -cycle $P_\tau(p)$ can be fitted by the expression:

$$P_\tau(p) = C(\tau) p^{-\alpha} e^{-[p/p_0(\tau)]^2} , \quad (6)$$

The fitting function gives $\alpha \sim 2.6 \pm 0.1$ independent of τ . We observed that the cutoff length scales as $p_0 \propto \tau$, suggesting that all these curves could be scaled into a single universal function which depends only on the ratio p/τ . As the areas under the $P_\tau(p)$ curves are always equal to one, we have found the data collapse on the function:

$$G(p/\tau) = \tau P_\tau(p) , \quad (7)$$

as illustrated in Fig. ??b. It is worthwhile mentioning that other scalings as $(p - p_{min})/p_{min}$ or p/p_{min} with $p_{min} = \tau + 2$ have been tested and do not work as well as the one proposed above. A similar scaling does not hold for $d = 1$ since in this case the exponent α depends strongly on τ , see Ref. [6].

2.3 High Dimensional Walks

For $d > 1$, the $P_\tau(p)$ curve slowly converges to the $d \rightarrow \infty$ behavior, which is also the behavior of the random link network (Fig. ??a), which neglects the

correlations among the distances between sites in a d -dimensional Euclidean space [17–19]. The distribution tail has the form

$$P_\tau(p) \propto p^{-\alpha(d)} \phi(p, \tau, N), \quad (8)$$

with $\alpha(d)$ varying from $\alpha(2) \approx 2.6$ to $\alpha(\infty) = 1$ and $\phi(p, \tau, N)$ being a cutoff function.

2.3.1 Convergence to the random link behavior

The random link network has been generated numerically considering the distances between two points as uniform random variables in the interval $[0, 1]$. The distribution $P_\tau(p)$ for the random link network can be described by a power law p^{-1} (see Fig. ??a) with a cutoff which grows with the system size N , since it is a version of a random map model [20]. Notice, however, that we have studied a symmetrical situation ($D_{ij} = D_{ji}$) with $\tau = 1$. The Derrida random map [21] corresponds to an assymetrical random link case ($D_{ij} \neq D_{ji}$), it presents cycle periods $p \geq 2$ even for $\tau = 0$ and the total number of attractors is of order $\log N$. For $\tau = 0$, the symmetric case presents only two-cycles and is the correct approximation for the limit $d \rightarrow \infty$, with the number of attractors scaling as $0.25N$.

The slow convergence to the $d \rightarrow \infty$ behavior also appears in other statistical quantities as, for example, the probability $P_A(p)$ that a random initial site leads to a cycle- p (Fig. ??b). When studying deterministic walks in real world networks, the quantity $P_A(p)$ is more convenient from an experimental point of view. One can obtain better statistics for $P_A(p)$ since each different initial condition gives valid data and it is not necessary to keep track of only different cycles, as stated by the definition of $P_\tau(p)$.

3 Thesaurus graphs

To exemplify the use of the tourist walk in ordinal ranking problems, we have considered $\tau = 0$ and $\tau = 1$ walks in a graph defined by a thesaurus. In this situation a word is chosen at random and uniformly from a standard dictionary. The chosen word is then placed in an electronic thesaurus (the USA English Microsoft 98 thesaurus). In the considered thesaurus, the synonyms are ranked according to their use frequency.

3.1 No memory

For a $\tau = 0$ walk, the more frequent used synonym of a given word (the first word in the synonymous list or “first neighbor”) is then chosen as a new input and, again, its first neighbor is chosen in an iterative process, as illustrated in Table 1. This procedure leads to a transient and (generally) to a cycle of period 2, where two nearest reflexive synonyms are found. The distribution of transient times presents an exponential decay (Fig. ??).

The proportion of reflexive neighbors could be estimated in principle by measuring the fraction of initial words that are already in a two-cycle (like the word “link” in Table 1). From 1000 initial words ($\sim 2\%$ of the whole dictionary), 272 of them are found to belong to two-cycle. This value leads to $P_{rn} = 0.272 \pm 0.028$, with a confidence level $\gamma = 95\%$, which is very far from the range $[1/2, 2/3]$ expected for random points in d -dimensional Euclidean space. However, it is clear from the distribution of the transient times (Fig. ??) that this number has been underestimated. One of the reasons for this underestimation is that a large fraction of two-cycles are composed by cycles containing two word expressions as: “**punctual** - on time - **punctual**”. Since we have started always from single word expressions, the cycle: “**on time** - **punctual** - **on time**” will never be caught as a transient zero exemplar. Another source for this discrepancy may be the presence of a small fraction of random links (see below). Extrapolating the exponential decay in transient to $t = 0$ leads to a better estimate $P(t = 0) = P_{rn} = 0.618$, which is compatible with a low dimensional $d = 2$ (or maybe $d = 3$) estimate by Cox’s formula $P_{rn}(2) = 0.62$ ($P_{rn}(3) = 0.59$).

We shall also mention that some cycles of higher period have been found in the dictionary experiment: $(5.2 \pm 1.4)\%$ of three-cycles and $(0.5 \pm 0.4)\%$ of four-cycles with confidence level $\gamma = 95\%$. Thus, the examined dictionary may present links where B is the nearest synonymous of A , C is the nearest synonymous of B and A is the nearest synonymous of C . This kind of relation cannot be embedded in a metric space (due to the triangle inequality), suggesting that this thesaurus graph is slightly non-metric. We do not know if this is either a significant or desirable property, or an artifact from the specific dictionary examined.

3.2 One step memory

For $\tau = 1$ walks, we have found that the probability $P_A(p)$ of a word to belong to the basin of a p -cycle is very similar to that from walks in low dimensional Euclidean spaces, as shown in Fig. ??. This result is amazing and suggests

that the lexicon graph could be embedded in a low dimensional Euclidean space preserving most of its neighbor order.

Notice that we have worked only with the G_1 ($\tau = 0$) and G_2 ($\tau = 1$) sub-graphs, that is, graphs containing only one or two nearest neighbors of each point. So, we are examining the local structure of the network, not the large distance links which give the Small World behavior or power law degree of connectivity [9,10]. We have found that these subgraphs are very similar to those generated by a random collection of points in Euclidean space with $d = 2$ (or $d = 3$). It must be emphasized that higher values for d are excluded because this would be reflected already in the G_1 and G_2 structure. The $d = 1$ case is also excluded once cycles with periods 5, 6 and 7 have been measured and are forbidden by the model [6].

This result contrasts to standard models which represent words in high dimensional ($d > 100$) Euclidean space, for instance, the Latent Semantic Analysis (LSA) model [9,15]. If the present thesaurus were represented as points in such high dimensional spaces, the tourist walk behavior should be similar to the random link behavior. Instead, our findings suggest that, for best representing its local behavior, the nodes (words) from the studied thesaurus should be embedded in a low Euclidean dimension, with a small fraction of assymmetric links (to produce cycles with $p > 2$ for $\tau = 0$). Of course, as indicated by other studies [9,10], there are also long range links that give the Small World/Scale Free character of the network.

We have repeated this kind of study with the Portuguese Microsoft Word98 thesaurus. However, the existence of a large fraction of dead ends, i. e., nodes without outgoing links (reflecting a low quality database) prevented further analysis in this dictionary.

4 Conclusion

We have shown that simple deterministic walks inside graphs with ordered neighborhood produce the emergence of cycles with interesting statistical properties. The spectrum of stable cycles $P_\tau(p)$ and the probability $P_A(p)$ of falling in a p -cycle from a random start give complementary information to measures like the average minimal length L and clustering coefficient C . Networks with the same L and C could be distinguished by different spectrum $P_\tau(p)$ and $P_A(p)$.

Walks with no memory ($\tau = 0$) easily detect absence of metrics in the graph. The curves $P_\tau(p)$ and $P_A(p)$ given here define class behaviors for the less informative spatial distribution of nodes (the Poisson case in Euclidean space)

that can be used as a benchmark for results from walks in other networks. Since graphs with ranked neighborhood, but random structure, abound in the real world (from neural and ecological to social networks [8]), it could be interesting to find if deterministic walks on them belong, or not, to the same class defined by the Euclidean random graphs studied here. A surprising result is that the graph G_2 generated by a thesaurus is best represented by random points in low dimensional, even $d = 2$, Euclidean space.

Acknowledgements

The authors thank M. Idiart for sharing preliminary results with us, J. F. Fontanari for calling our attention to the random map model, Nestor Caticha, A. C. Roque da Silva, N. A. Alves and R. S. Gonzalez for fruitful discussions. O. Kinouchi acknowledges support from FAPESP.

References

- [1] S. H. Strogatz, Exploring complex networks, *Nature* 410 (2001) 268–276.
- [2] G. M. Viswanathan, V. Afanasyev, S. Buldyrev, E. J. Murphy, P. A. Prince, H. E. Stanley, Levy flight search patterns of wandering albatrosses, *Nature* 381 (6581) (1996) 413–415.
- [3] G. M. Viswanathan, S. Buldyrev, S. Havlin, M. G. E. da Luz, E. P. Raposol, H. E. Stanley, Optimizing the success of random searches, *Nature* 401 (6756) (1999) 911–914.
- [4] H. Freund, P. Grassberger, The Red Queens walk, *Physica A* 190 (3-4) (1992) 218–237.
- [5] D. Gale, J. Propp, S. Sutherland, S. Troubetzkoy, Further travels with my ant, *Math. Intelligencer* 17 (3) (1995) 48–56.
- [6] G. F. Lima, A. S. Martinez, O. Kinouchi, Deterministic walks in random media, *Phys. Rev. Lett.* 87 (1) (2001) 010603.
- [7] D. J. Watts, S. H. Strogatz, Collective dynamics of “small world” networks, *Nature* 393 (1998) 440–442.
- [8] R. Albert, A.-L. Barabási, Statistical mechanics of complex networks, *cond-mat/0106096* (June 2001).
- [9] M. Steyvers, J. B. Tenenbaum, The large-scale structure of semantic network: statistical analysis and a model of semantic growth, *cond-mat/0110012* (2001).

- [10] M. Sigman, G. A. Gecchi, Global organization of the lexicon, cond-Mat/0106509 (2001).
- [11] P. J. Clark, F. C. Evans, On some aspects of spatial pattern in biological populations, *Science* 121 (1955) 397–398.
- [12] P. J. Clark, Grouping in spatial distributions, *Science* 123 (1956) 373–374.
- [13] M. F. Dacey, Proportion of reflexive nth-order neighbours in a spatial distribution, *Geographical Analysis* 1 (1969) 385–388.
- [14] T. F. Cox, Reflexive nearest neighbours, *Biometrics* 37 (1981) 367–369.
- [15] T. K. Landauer, S. Dumais, A solution to plate’s problem: The latent semantic analysis theory of acquisition, induction, and representation of knowledge, *Psychol. Rev.* 104 (2) (1997) 211–240.
- [16] M. A. Idiart, private communication (2001).
- [17] J. Vannimenus, M. Mézard, On the statistical mechanics of the optimization problems of the travelling salesman type, *J. Phys. Lett. France* 45 (1984) L1145–L1153.
- [18] A. Percus, Voyageur de commerce et problèmes stochastiques associés, Ph.D. thesis, Université Paris 6, Paris (Septembre 1997).
- [19] A. G. Percus, O. C. Martin, The stochastic traveling salesman problem: finite size scaling and the cavity prediction, *J. Stat. Phys.* 94 (1999) 739–758.
- [20] U. Bastolla, G. Parisi, Relaxation, closing probabilities and transition from oscillatory to chaotic attractors in asymmetric neural networks, *J. Phys. A: Math. Gen.* 31 (20) (1998) 4583–4602.
- [21] B. Derrida, H. Flyvbjerg, The random map model - a disordered model with deterministic dynamics, *Journal de Physique (Paris)* 48 (6) (1997) 971–978.

Figure captions:

Figure 1: Examples of emergent cycles for $d = 2$ and $N = 400$. The memory values are: $\tau = 1, 3, 5$ and 9 . The same landscape has been used for each plot with open boundary condition. The growing, distabilization and fusion of cycles can be observed as a function of the memory τ . Points not belonging to a cycle are not displayed.

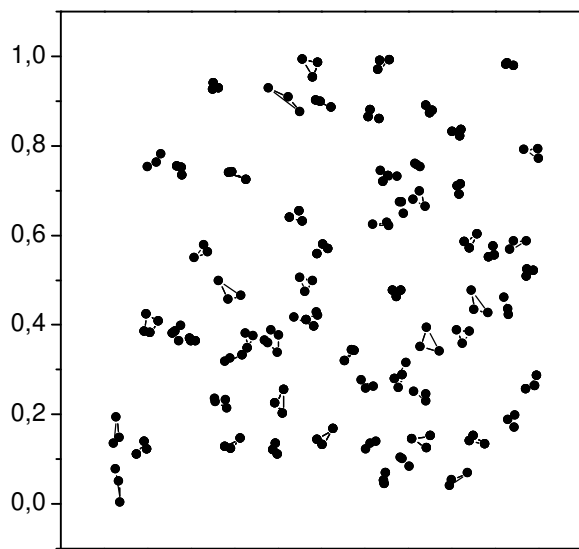
Figure 2: a) Distribution of cycles periods $P_\tau(p)$ for $d = 2$ and different values of τ (from left to right, $\tau = 1, 2, 3, 4, 5, 6, 10$). Notice that $P_\tau(p)$ is defined only for integer p (as in the $\tau = 1$ curve) nevertheless lines have been used for better visualization. b) Data collapse using Eq. 7, $G(p/\tau) = \tau P_\tau(p)$ versus p/τ for $\tau = 1, 2, 3, 4, 5, 6, 10$ (from right to left).

Figure 3: a) Distribution of cycle periods $P_\tau(p)$ where the dotline represents the $P_\tau(p) \propto p^{-1}$ fit. b) Distribution of cycle periods $P_A(p)$. Curves are for $\tau = 1$ and from downwards to upwards with: $d = 2, 4, 8, 16, 32$ and symmetric random link. Other values are: $N = 10^3$ points averaged for 10^4 landscapes with periodic boundary conditions.

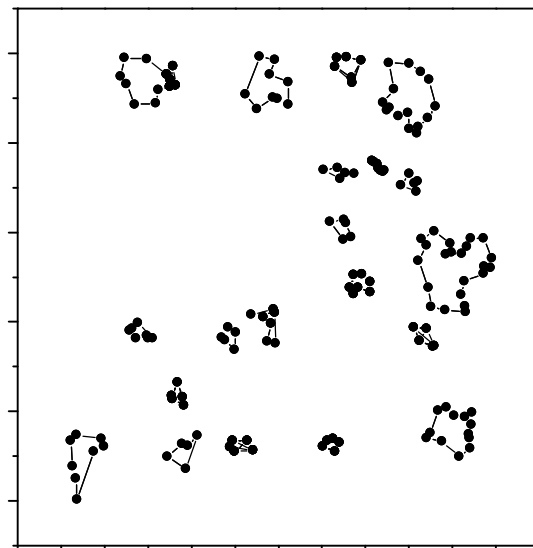
Figure 4: Distribution of transient times for MS98 USA English thesaurus with $\tau = 0$ and $N = 1000$ initial words. Fitting the points with $P(t) = ce^{-ct}$ leads to the extrapolation $P(0) = c = 0.618$ (open circle), which can be compared to $P_{rn}(2) = 0.6215$.

Figure 5: Comparison between fraction of sites $P_A(p)$ belonging to p -cycle attractor distribution of cycles for $\tau = 1$ in random Euclidean graphs with $d = 2$ (circles) for $N = 1000$ initial words of MS98 USA English thesaurus (triangles) and random link graphs (squares).

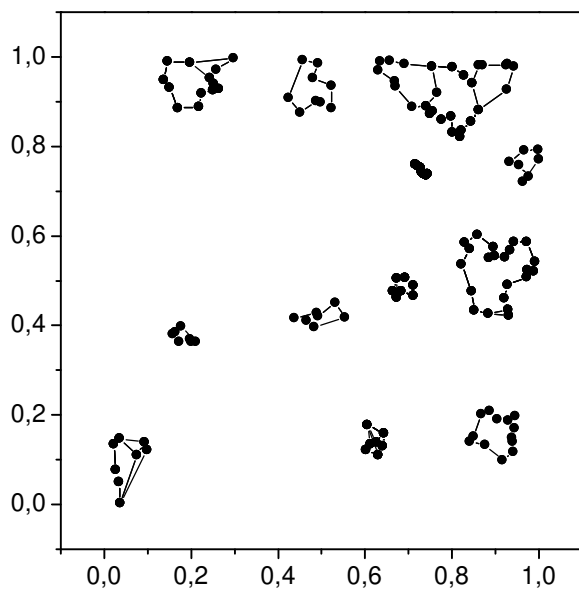
$\tau = 1$



$\tau = 3$



$\tau = 5$



$\tau = 9$

