

Nonlinear Screening and Effective Interactions in Charged Colloids

A. R. Denton

Department of Physics, North Dakota State University, Fargo, ND, 58105-5566

(Dated: February 5, 2020)

Influences of nonlinear screening on effective interactions between spherical macroions in charged colloids are described via response theory. Nonlinear screening, in addition to generating effective many-body interactions, is shown to entail essential corrections to the pair potential and one-body volume energy. Numerical results demonstrate that nonlinear effects can substantially modify effective interactions and thermodynamics of aqueous, low-salt suspensions of highly-charged macroions.

PACS numbers: PACS numbers: 82.70.Dd, 82.45.-h, 05.20.Jj

Colloidal particles, typically nanometers to microns in size, commonly acquire electric charge in solution [1]. Practical examples are latex microspheres in paints, ionic micelles in detergents, and platelets in clay suspensions. Beyond traditional applications, *e.g.*, in the chemical, pharmaceutical, and mining industries, the rich thermal and optical properties of charged colloidal crystals have inspired recent proposals for novel technologies, such as fast optical switches and photonic band-gap materials [2].

Among the various interparticle interactions at play in charged colloids, electrostatic interactions strongly affect thermodynamic stability and materials properties [3]. The classic theory of Derjaguin, Landau, Verwey, and Overbeek (DLVO) [4] describes the bare Coulomb interactions between pairs of macroions as *screened* by surrounding microions (counterions and salt ions) in solution. In recent years, the general validity of the DLVO screened-Coulomb pair potential has been questioned in light of reported observations of phase separation [5] and related anomalies [6] in strongly deionized suspensions.

The DLVO pair potential was originally derived by linearizing the mean-field Poisson-Boltzmann (PB) equation for the electrostatic potential around a macroion [4]. Density-functional [7] and linear response [8, 9] theories offer alternative routes to effective interactions, but also yield, as an important by-product, a one-body (volume) energy that contributes to the total free energy. Common to all approaches is the simplifying assumption that the microion densities respond *linearly* to the macroion charge density. While linearization is often a reasonable approximation, its justification is uncertain in cases of high macroion charge and low salt concentration (ionic strength), precisely those conditions under which anomalous phase behavior is observed.

The purpose of this paper is to define the range of validity of the linearization approximation by extending the DLVO theory beyond linear screening. Applying response theory to the primitive model of charged colloids, leading-order nonlinear corrections to the effective pair potential and volume energy are obtained and shown to qualitatively affect thermodynamics of concentrated, deionized suspensions of highly charged macroions.

The model system comprises N_m spherical macroions,

of hard-core diameter σ and uniformly-distributed surface charge $-Ze$ (e being the elementary charge), and N_c point counterions of charge ze dispersed in a symmetric electrolyte in a volume V at temperature T . The electrolyte consists of N_s point salt ions of charge ze and N_s of charge $-ze$ in a uniform solvent, characterized entirely by a dielectric constant ϵ . The microions thus number $N_+ = N_c + N_s$ positive and $N_- = N_s$ negative, for a total of $N_\mu = N_c + 2N_s$. Global charge neutrality constrains macroion and counterion numbers via $ZN_m = zN_c$.

Initially ignoring salt, the Hamiltonian decomposes into three terms: $H = H_m + H_c + H_{mc}$. Here H_m is the bare macroion Hamiltonian involving Coulomb interactions, $v_{mm}(r) = Z^2e^2/\epsilon r$, between macroion pairs at center-center separation $r > \sigma$; H_c is the counterion Hamiltonian involving Coulomb pair interactions, $v_{cc}(r) = z^2e^2/\epsilon r$; and H_{mc} is a sum over macroion-counterion pair interactions of the form

$$v_{mc}(r) = \begin{cases} \frac{-Zze^2}{\epsilon r}, & r > \sigma/2 \\ \frac{-Zze^2}{\epsilon \sigma/2} \alpha, & r < \sigma/2. \end{cases} \quad (1)$$

As the interaction for $r < \sigma/2$ is arbitrary, α is chosen to minimize counterion penetration inside the core [7].

The mixture of macroions and counterions is formally reduced to an equivalent one-component system of “pseudo-macroions” by performing a restricted trace over counterion coordinates, keeping the macroions fixed. Denoting counterion and macroion traces by $\langle \rangle_c$ and $\langle \rangle_m$, respectively, the canonical partition function is

$$\mathcal{Z} = \langle \langle \exp(-\beta H) \rangle_c \rangle_m = \langle \exp(-\beta H_{eff}) \rangle_m, \quad (2)$$

where $H_{eff} = H_m + F_c$ is the effective one-component Hamiltonian, $\beta = 1/k_B T$, and

$$F_c = -k_B T \ln \left\langle \exp \left[-\beta (H_c + H_{mc}) \right] \right\rangle_c \quad (3)$$

is the free energy of a nonuniform gas of counterions in the presence of the macroions. Adding to H_c (and subtracting from H_{mc}) the energy of a uniform compensating negative background, E_b , converts H_c to the Hamiltonian

of a classical one-component plasma (OCP) of counterions. In practice, the OCP is weakly correlated, with coupling parameter $\Gamma = \lambda_B/a_c \ll 1$, where $\lambda_B = \beta e^2/\epsilon$ is the Bjerrum length and $a_c = (3/4\pi n_c)^{1/3}$. The OCP has mean density $n_c = N_c/V(1-\eta)$, since the counterions are excluded (with the background) from the macroion core volume fraction, $\eta = \frac{\pi}{6}(N_m/V)\sigma^3$.

The counterion free energy is approximated by regarding the macroions as an ‘‘external’’ potential for the OCP and invoking perturbation theory [8, 10]:

$$F_c = F_{OCP} + \int_0^1 d\lambda \langle H'_{mc} \rangle_\lambda, \quad (4)$$

where $F_{OCP} = -k_B T \ln \langle \exp[-\beta(H_c + E_b)] \rangle_c$ is the OCP free energy, $H'_{mc} = H_{mc} - E_b$, and the λ -integral charges the macroions. In terms of Fourier components,

$$\langle H_{mc} \rangle_\lambda = \frac{1}{V} \sum_{\mathbf{k}} \hat{v}_{mc}(k) \hat{\rho}_m(\mathbf{k}) \langle \hat{\rho}_c(-\mathbf{k}) \rangle_\lambda, \quad (5)$$

where $\hat{v}_{mc}(k)$ is the Fourier transform of Eq. (1) and $\hat{\rho}_m(\mathbf{k})$ and $\hat{\rho}_c(\mathbf{k})$ are Fourier components of the macroion and counterion number densities. Now, to second order in the macroion density, we may write (for $k \neq 0$)

$$\begin{aligned} \hat{\rho}_c(\mathbf{k}) = & \chi^{(1)}(k) \hat{v}_{mc}(k) \hat{\rho}_m(\mathbf{k}) + \frac{1}{V} \sum_{\mathbf{k}'} \chi^{(2)}(\mathbf{k}', \mathbf{k} - \mathbf{k}') \\ & \times \hat{v}_{mc}(k') \hat{v}_{mc}(|\mathbf{k} - \mathbf{k}'|) \hat{\rho}_m(\mathbf{k}') \hat{\rho}_m(\mathbf{k} - \mathbf{k}') \end{aligned} \quad (6)$$

where $\chi^{(1)}$ and $\chi^{(2)}$ are, respectively, the linear and first nonlinear response functions of the OCP [11].

To specify the response functions, we adopt the random phase approximation (RPA), which equates the two-particle direct correlation function of the OCP to its exact asymptotic limit: $c^{(2)}(r) = -\beta v_{cc}(r)$ [10]. Within the RPA, $\chi^{(1)}$ and $\chi^{(2)}$ have analytic forms

$$\chi^{(1)}(k) = \frac{-\beta n_c}{1 + \kappa^2/k^2}, \quad (7)$$

where $\kappa = \sqrt{4\pi n_c z^2 \lambda_B}$, and

$$\chi^{(2)} = \frac{-\beta^2 n_c/2}{(1 + \kappa^2/k^2)(1 + \kappa^2/k'^2)(1 + \kappa^2/|\mathbf{k} + \mathbf{k}'|^2)}. \quad (8)$$

With the response functions specified, the counterion density can be explicitly determined from Eq. (6). Penetration inside the macroion cores is reduced, to at most a few per cent, by choosing $\alpha = \kappa\sigma/(2 + \kappa\sigma)$ in Eq. (1). Salt is incorporated via additional response functions for the multiple microion species. In the process, κ is modified by replacing the counterion density, n_c , by the total microion density, $n_\mu = n_+ + n_-$, where $n_\pm = N_\pm/V(1-\eta)$ are the densities of positive and negative microions.

Combining Eqs. (4)-(8), the effective Hamiltonian can be written as a sum of one-, two-, and three-body terms. The one-body term, or volume energy, is the sum of

$$E_0 = F_{OCP} - \frac{k_B T N_m}{2} \left(Z^2 \lambda_B \frac{\kappa}{1 + \kappa\sigma/2} - Z \frac{n_c}{n_\mu} \right), \quad (9)$$

which is the linear response volume energy [9], and

$$\Delta E = k_B T \frac{N_m}{6} \frac{n_c}{n_\mu^2} \int d\mathbf{r} \left([\rho_0(r)]^2 - \frac{1}{n_\mu} [\rho_0(r)]^3 \right) \quad (10)$$

which is the first nonlinear correction, with

$$\rho_0(r) = \frac{Z}{z} \frac{\kappa^2}{4\pi} \left(\frac{e^{\kappa\sigma/2}}{1 + \kappa\sigma/2} \right) \frac{e^{-\kappa r}}{r}, \quad r > \sigma/2 \quad (11)$$

being the linear response counterion density orbital around a single macroion. In Eq. (11), κ can be identified now as an inverse Debye screening length. The first and second terms on the right side of Eq. (9) account, respectively, for the counterion entropy and the macroion-counterion electrostatic interaction energy, while Eq. (10) corrects the latter term for nonlinear screening.

The two- and three-body terms in H_{eff} involve effective pair and triplet interactions. The pair interaction, $v^{(2)}(r)$, is the sum of the linear response form [9]

$$v_0^{(2)}(r) = \frac{Z^2 e^2}{\epsilon} \left(\frac{e^{\kappa\sigma/2}}{1 + \kappa\sigma/2} \right)^2 \frac{e^{-\kappa r}}{r}, \quad r > \sigma, \quad (12)$$

i.e., the DLVO potential [4] (aside from the excluded-volume adjustment to κ), and the nonlinear correction

$$\begin{aligned} \Delta v^{(2)}(r) = & - k_B T \frac{n_c}{n_\mu^3} \int d\mathbf{r}' \rho_0(|\mathbf{r} - \mathbf{r}'|) \rho_0(r') \\ & \times \left[\rho_0(r') - \frac{n_\mu}{3} \right]. \end{aligned} \quad (13)$$

Finally, the triplet interaction is

$$\begin{aligned} v_0^{(3)}(\mathbf{r}_1, \mathbf{r}_2, \mathbf{r}_3) = & - k_B T \frac{n_c}{n_\mu^3} \int d\mathbf{r} \rho_0(|\mathbf{r}_1 - \mathbf{r}|) \\ & \times \rho_0(|\mathbf{r}_2 - \mathbf{r}|) \rho_0(|\mathbf{r}_3 - \mathbf{r}|). \end{aligned} \quad (14)$$

Note that, with increasing salt concentration or decreasing macroion volume fraction ($n_c/n_\mu \rightarrow 0$), the nonlinear corrections, ΔE and $\Delta v^{(2)}(r)$, and the effective triplet interaction, all diminish in relative magnitudes. Thus, nonlinear effects are strongest for deionized suspensions.

Equations (10), (13), and (14) are the main theoretical results of the paper. Equation (13), which is a *bulk* nonlinear correction to $v_0^{(2)}(r)$, is similar in structure to a *wall-induced* pair interaction derived in Ref. [12] [Eq. (13) therein]. Furthermore, Eq. (14) is consistent with the triplet force derived in Ref. [13] [Eq. (33) therein]. The response theory, in neglecting short-range correlations between microions, is formally equivalent to the mean-field PB theory. Its scope is therefore limited to long-range interactions between macroions. However, whereas numerical solutions of the nonlinear PB equation are practical only within symmetric Wigner-Seitz cells, characteristic of crystals (PB cell models) [3, 14], the effective interactions derived here apply, in principle, to any bulk phase.

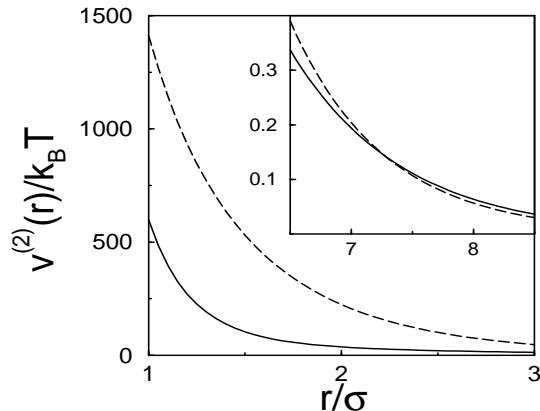


FIG. 1: Effective pair interaction between macroions of diameter $\sigma = 100$ nm, valence $Z = 700$, and volume fraction $\eta = 0.01$ at ionic strength $c_s = 1$ μ M. Solid curve: nonlinear screening. Dashed curve: linear screening (DLVO). Inset: cross-over from $e^{-\kappa r}/r$ to $e^{-\kappa r}$ behavior at longer range.

We can now quantify the practical significance of nonlinear screening by evaluating the effective pair interaction and volume energy for selected system parameters. All results presented are for bulk, aqueous suspensions ($\lambda_B = 0.714$ nm) and monovalent counterions ($z = 1$). Analytic reduction of Eqs. (10) and (13) was checked by Monte Carlo integration. Figure 1 shows the effective pair potential for macroions of diameter $\sigma = 100$ nm, valence $Z = 700$, and volume fraction $\eta = 0.01$, at ionic strength $c_s = 1$ μ M. The chosen charge is comparable to the maximum renormalized charge (allowing for counterion condensation), $Z^* = C\sigma/\lambda_B$, where $C = O(10)$ [14]. At short and intermediate ranges, nonlinear screening sharpens the counterion profile around a macroion, which, as seen in Fig. 1, weakens the pair repulsion. This result is consistent, if only qualitatively, with bulk measurements [15] of pair interactions shorter in range than predicted by DLVO theory. At longer range (inset), nonlinear screening changes the asymptotic form to $v^{(2)}(r) \sim e^{-\kappa r}$, a qualitative departure from the more rapidly decaying DLVO form, $v_0^{(2)}(r) \sim e^{-\kappa r}/r$. As the macroion charge increases, higher-order nonlinear effects ultimately manifest themselves. In fact, for values of $Z > Z^*$ the effective pair potential can actually become attractive. Since pair attractions are mathematically excluded within the PB theory [16], higher-order nonlinear terms must then also contribute in such extreme cases. Within physical parameter ranges ($Z < Z^*$), however, $v^{(2)}(r)$ is always repulsive. Interestingly, the short-to-intermediate-range part of the nonlinear pair potential may still be reasonably fit by a DLVO-like potential.

The cleanest test of the theory is comparison with *ab initio* simulation [17], which, like our response the-

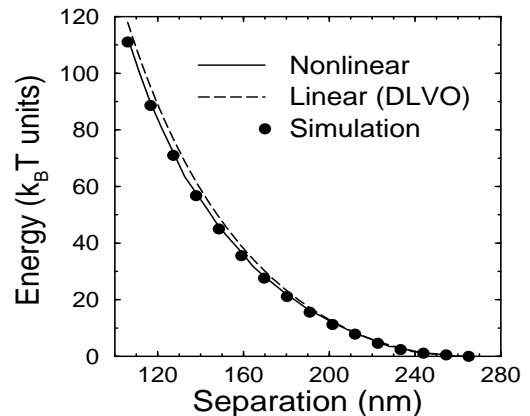


FIG. 2: Total interaction potential energy for two macroions of diameter $\sigma = 106$ nm and valence $Z = 200$, at zero ionic strength, in a cubic box of length 530 nm with periodic boundary conditions. Solid curve: nonlinear screening prediction. Dashed curve: linear screening (DLVO) prediction. Symbols: *ab initio* simulation data [17].

ory, ignores short-range counterion correlations. Figure 2 presents the comparison for the total potential energy of interaction between a pair of macroions, of diameter $\sigma = 106$ nm and valence $Z = 200$, in a cubic box of length 530 nm with periodic boundary conditions (taking into account image interactions) in the absence of salt. The agreement is essentially perfect, albeit for a case of relatively weak nonlinearity. Further simulations of more highly charged macroions are needed to more severely test the theory. A measure of the impact of nonlinear screening on thermodynamics is the relative magnitude of $\Delta v^{(2)}(r)$ at the mean nearest-neighbor separation, r_{nn} , where $v^{(2)}(r)$ makes its dominant contribution to the potential energy. Figure 3 maps out, in the space of volume fraction and ionic strength, the boundary of the region within which $|\Delta v^{(2)}(r_{nn})|$ exceeds $v_0^{(2)}(r_{nn})$ by at least 20% for the fcc crystal structure: $r_{nn}/\sigma = 2^{-1/2}(2\pi/3\eta)^{1/3}$. With increasing Z and decreasing c_s , the threshold η decreases.

Thermodynamic properties of charged colloids are influenced also by the volume energy, E , which contributes to the free energy, F , and pressure, $P = -(\partial F/\partial V)_T$. The density dependence of E has been predicted – within linear screening – to drive an instability toward phase separation at low ionic strengths [7, 18]. The impact of nonlinearity is illustrated in Fig. 4, which plots the volume energy contribution, $P_v = -(\partial E/\partial V)_T$, to the total equation of state for a system characterized by $\sigma = 500$ nm, $Z = 4000$, and $c_s = 1$ μ M.

Differences between the linear and nonlinear predictions for P_v grow with increasing Z and decreasing c_s , demonstrating the capacity of nonlinear screening to sig-

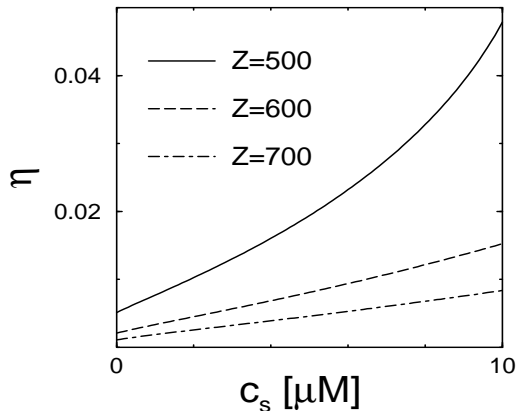


FIG. 3: Nonlinear deviations from DLVO theory for macroion diameter $\sigma = 100$ nm and valences, from top to bottom, $Z = 500, 600, 700$. Systems with macroion volume fraction, η , and ionic strength, c_s , above the curve deviate from the DLVO pair potential by at least 20% at the fcc-crystal nearest-neighbor distance.

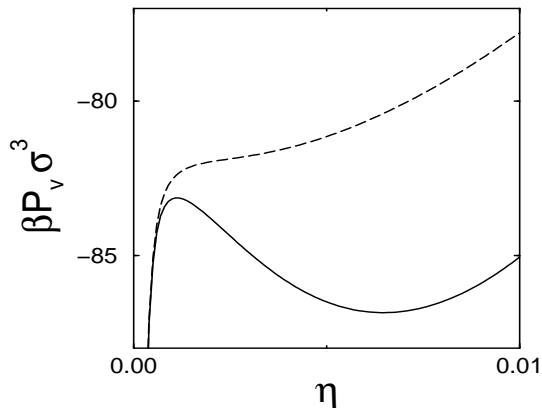


FIG. 4: Volume energy contribution, P_v , to the total reduced pressure vs. volume fraction, η , for macroion diameter $\sigma = 500$ nm and valence $Z = 4000$ at ionic strength $c_s = 1$ μ M. Solid curve: nonlinear screening prediction. Dashed curve: linear screening (DLVO) prediction.

nificantly affect phase stability of highly-charged, deionized suspensions. In fact, the parameter ranges in which instabilities toward phase separation have thus far been predicted [7, 18] lie well within the nonlinear regime. Future work will further explore influences of nonlinearity, including the role of attractive triplet interactions, on thermodynamics of charged colloids.

In summary, applying response theory to the primitive model of charged colloids, we have consistently extended the DLVO linear-screening theory by including leading-order nonlinear contributions to effective interactions be-

tween macroions. A major conclusion is that nonlinear corrections, aside from generating effective many-body interactions, can significantly modify the effective pair interaction and volume energy, and thus thermodynamics, of deionized suspensions of highly charged macroions. While mean-field pair interactions are repulsive at long range, nonlinear screening weakens shorter-range pair repulsion and generates effective three-body attractions. Nonlinear effects may thus facilitate any fluctuation-mediated short-range attractions [19] and help to explain anomalous phase behavior observed in experiments [5, 6], as well as in recent simulations [20].

Discussions with C. N. Likos, H. Löwen, and K. S. Schmitz, and support of the Natural Sciences and Engineering Research Council of Canada (Grant No. 217232-1999), are gratefully acknowledged.

- [1] K. S. Schmitz, *Macroions in Solution and Colloidal Suspension* (VCH, New York, 1993).
- [2] G. Pan, R. Kesavamoorthy, and S. A. Asher, *Phys. Rev. Lett.* **78**, 3860 (1997); J. E. G. J. Wijnhoven and W. L. Vos, *Science* **281**, 802 (1998).
- [3] For recent reviews, see J.-P. Hansen and H. Löwen, *Ann. Rev. Phys. Chem.* **51**, 209 (2000); L. Belloni, *J. Phys.: Condens. Matter* **12**, R549 (2000).
- [4] E. J. W. Verwey, J. T. G. Overbeek, *Theory of the Stability of Lyophobic Colloids* (Elsevier, Amsterdam, 1948).
- [5] K. Ito, H. Yoshida, and N. Ise, *Science* **263**, 66 (1994).
- [6] A. E. Larsen and D. G. Grier, *Nature* **385**, 230 (1997).
- [7] R. van Roij and J.-P. Hansen, *Phys. Rev. Lett.* **79**, 3082 (1997); R. van Roij, M. Dijkstra, and J.-P. Hansen, *Phys. Rev. E* **59**, 2010 (1999).
- [8] M. J. Grimson and M. Silbert, *Mol. Phys.* **74**, 397 (1991).
- [9] A. R. Denton, *J. Phys.: Condens. Matter* **11**, 10061 (1999); *Phys. Rev. E* **62**, 3855 (2000).
- [10] J.-P. Hansen and I. R. McDonald, *Theory of Simple Liquids*, 2nd edition (Academic, London, 1986).
- [11] For a recent application of nonlinear response theory to electronic systems, see A. A. Louis and N. W. Ashcroft, *Phys. Rev. Lett.* **81**, 4456 (1998).
- [12] D. Goulding and J.-P. Hansen, *Europhys. Lett.* **46**, 407 (1999).
- [13] H. Löwen and E. Allahyarov, *J. Phys.: Condens. Matter* **10**, 4147 (1998).
- [14] S. Alexander, P. M. Chaikin, P. Grant, G. J. Morales, and P. Pincus, *J. Chem. Phys.* **80**, 5776 (1984).
- [15] R. V. Durand, C. Franck, *Phys. Rev. E* **61**, 6922 (2000).
- [16] J. C. Neu, *Phys. Rev. Lett.* **82**, 1072 (1999); J. E. Sader and D. Y. C. Chan, *Langmuir* **16**, 324 (2000).
- [17] R. Tehver, F. Ancilotto, F. Toigo, J. Koplik, and J. R. Banavar, *Phys. Rev. E* **59**, R1335 (1999).
- [18] P. B. Warren, *J. Chem. Phys.* **112**, 4683 (2000); D. Y. C. Chan, P. Linse, and S. N. Petris, *Langmuir* **17**, 4202 (2001).
- [19] R. Messina, C. Holm, K. Kremer, *Phys. Rev. Lett.* **85**, 872 (2000); *Eur. Phys. J. E* **4**, 363 (2001); E. Allahyarov, I. D'Amico, and H. Löwen, *Phys. Rev. Lett.* **81**, 1334 (1998).
- [20] P. Linse, *J. Chem. Phys.* **113**, 4359 (2000); P. Linse and V. Lobaskin, *Phys. Rev. Lett.* **83**, 4208 (1999).