

Properties of small HTSC mesa structures: common problems of interlayer tunneling

V.M.Krasnov*

Department of Microelectronics and Nanoscience, Chalmers University of Technology, S-41296 Göteborg, Sweden

I analyze common problems of interlayer tunneling in Bi-2212 mesa structures, such as self-heating and nonuniformity of junctions. Numerical simulations have shown that self-heating does not mask the temperature dependence of the superconducting gap. Major problems can be avoided by decreasing mesa sizes.

Keywords: Intrinsic Josephson junctions; Bi-2212; Spectroscopy; Self-heating

1. Introduction

Layered high- T_c superconductors (HTSC) represent natural stacks of atomic scale intrinsic Josephson junctions (IJJ's). Indeed, interlayer spacing of 15.5 \AA was estimated from a periodic Fraunhofer modulation of Fiske steps in Bi2212 mesas [1]. IJJ's with their record-large $I_c R_n$ values $\sim 10 mV$ are attractive candidates for cryoelectronics. Interlayer tunneling spectroscopy has become a powerful tool for fundamental studies of HTSC [2,3]. However, interlayer tunneling has several problems, such as defects, nonuniformity of IJJ's in the mesa and self-heating or nonequilibrium quasiparticle injection during transport measurements.

Here I analyze typical consequences of those problems. Numerical simulations have shown that *self-heating does not mask temperature dependence of the superconducting gap* close to T_c . Major problems could be effectively avoided by decreasing the in-plane size of mesas due to a proportional decrease of defects and self-heating.

Fig. 1 shows experimental current-voltage characteristics (IVC's), normalized per IJJ, (three probe configuration) for an intercalated [3] HgBr₂-Bi2212 mesa $10 \times 20 \mu m^2$ at $3.9 K \leq T \leq 80 K > T_c \simeq 77 K$. IVC's reveal a behavior typical for SIS tunnel junctions. The knee in the IVC's represents the sum-gap voltage $V_s = 2\Delta/e$, which vanishes with approaching T_c [2] and is sup-

pressed by magnetic field [3]. Temperature dependence of the superconducting gap, Δ , is shown in inset together with the BCS curve.

2. Self-heating

An analytic solution of the self-heating problem for a circular mesa yields [4]:

$$T - T_0 = \frac{\pi q a}{4 \kappa_{ab}}, \quad (1)$$

where T_0 is the base temperature, a is the radius of the mesa, q is the dissipated power density and κ_{ab} is the in-plane thermal conductivity. For Bi2212, self-heating may become large at low T due to a small κ_{ab} . From Fig. 1 it is seen that there is back-bending of IVC's at the sum-gap voltage at low T , due to self-heating and/or nonequilibrium quasiparticle injection.

Fig. 2 shows results of a numerical simulation of self-heating in a circular mesa $a = 5 \mu m$, containing $N = 10$ IJJ's with parameters typical for optimally doped Bi2212 [2] ($\rho_c = 30 \Omega cm$, $\Delta(T = 0) = 30 \text{ meV}$, $\kappa_{ab}(T) \simeq 10^{-3} T$ (K) $W cm^{-1} K^{-1}$, $T_c = 95 \text{ K}$). Simulations were made in the following manner: First, a set of IVC's(T) without self-heating was calculated, see Fig. 2 a), using standard SIS tunneling equations and a model $\Delta(T)$ dependence, shown by the solid line in Fig. 2 d). Calculations were made for d-wave superconductors with coherent, directional [5] tunneling, providing a qualitative resemblance to experimental data in Fig. 1. Next, the current

*E-mail address: krasnov@fy.chalmers.se

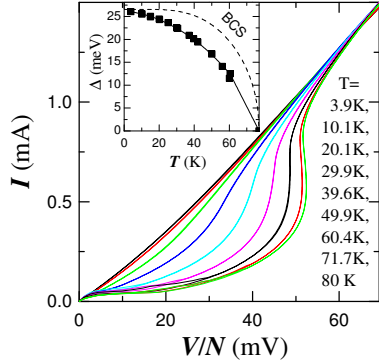


Figure 1. Experimental IVC's of a $\text{HgBr}_2\text{-Bi2212}$ mesa at $3.9\text{K} \leq T \leq 80\text{K}$. Inset shows the temperature dependence of the superconducting gap.

was swept for a fixed T_0 and equilibrium V and T were obtained by numerically solving Eq.(1). Resulting IVC's for several T_0 are shown in Fig. 2 b). It is seen that self-heating causes back-bending of the IVC's, due to an increase of the effective mesa temperature, as shown in Fig. 2 c).

The overheating is strongest at low T both because of small κ and large Δ . The "measured" $\Delta(T)$, obtained from the maximum dI/dV for increasing current, is shown in Fig. 2 d). It is smaller than the virgin $\Delta(T)$, however retains the general shape. Indeed, at low T , despite large self-heating, the variation of Δ is small due to a flat $\Delta(T)$ dependence, while close to T_c , self-heating vanishes as $q \propto \Delta^2 \rightarrow 0$. Similar arguments apply for nonequilibrium quasiparticle injection ($I \propto \Delta \rightarrow 0$ at T_c).

3. Non-uniform junctions

Fig. 3 a) shows quasiparticle branches in IVC's, (four probe configuration), for a Bi2212 mesa at $T = 4.2\text{K}$. Each branch represents switching of an additional IJJ into a resistive state. If all IJJ's in the mesa were identical, the multi-branch pattern would have perfect periodicity [2], while in Fig. 3 a) a "ghost" branch "s" appears leading to a doubling of the branch structure. The total set of branches corresponds to four identical "w" junctions and one "s" junction. Junction "s" has a smaller $V(I)$ and may either have smaller Δ

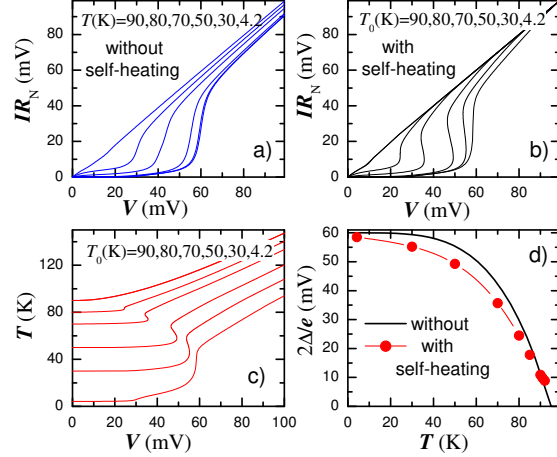


Figure 2. Numerical simulation of self-heating in a Bi2212 mesa: a) and b) IVC's without and with self-heating at different T_0 ; c) Temperature of the mesa along the IVC's from b); d) Virgin (solid line) and measured (symbols) $\Delta(T)$.

(the IVC is squeezed along V -axis) or have larger critical current, I_c (the IVC is stretched along I -axis). The latter assumption provides excellent fit to the whole branch set if $I_c(s) \simeq 2.1I_c(w)$, as shown by dashed lines in Fig. 3 a) for 1s, 1w and 1s+1w branches.

A decisive argument is provided from the analysis of sub-gap phonon structures [6] in IVC's, shown in Fig. 3 b). For the 1w branch, three well recognizable phonon structures at $\sim 6.3, 8.1,$ and 12 mV, are marked in Fig. 3 b). Those features are repeated at exactly the same current for the 2w branch, indicating excellent uniformity of w-junctions. However, when the "s" branch is involved, three additional maxima in dV/dI appear. Those features correspond to exactly the same phonon energies but occur at ~ 2.1 times larger currents. Therefore, junction "s" has 2.1 times larger I_c but the same Δ as "w". Most probably this is an underetched bottom junction with a larger area (note that in a four probe configuration the top junction is not at the surface of the crystal).

Fig. 4 a) shows experimental $dI/dV(V)$ curves (three probe configuration) for two Bi2212 mesas

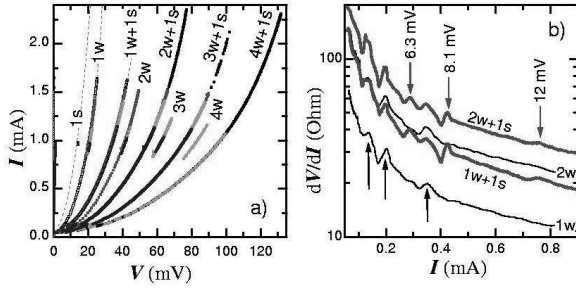


Figure 3. a) Quasiparticle IVC's of a Bi2212 mesa with a "ghost" branch "s". Dashed lines represent a fit assuming that "s" has 2.1 times larger area than "w". b) Sub-gap phonon structures for different branches. In "s" the same phonon structures appear at ~ 2.1 times larger current.

on the same single crystal. Both mesas contain $N = 7$ IJJ's. It is seen that one mesa shows a single sharp peak in conductance, while the other reveals several maxima with smaller amplitudes.

Fig. 4 b) presents a numerical simulation of IVC's of a mesa with nonuniform IJJ's. The solid line represents the IVC for a d-wave superconductor with coherent tunneling (without directionality cf. with Fig. 1 a)). The corresponding tunneling conductance curve has a sharp maximum at the maximum sum-gap voltage (in contrast to usually considered incoherent d-wave tunneling). Symbols represent the IVC per junction for a mesa with $N = 3$, where the bottom IJJ has 20% larger area and I_c , the surface IJJ has 20% smaller Δ and I_c than the middle IJJ (solid line). The total IVC is strongly smeared and the corresponding $dI/dV(V)$ curve shows three small maxima, in qualitative agreement with Fig. 4. a.

4. Conclusions

I have studied the influence of self-heating and non-uniformity of junctions for interlayer tunneling in HTSC mesas. Numerical analysis shows that *interlayer tunneling provides reliable information about the superconducting gap even in the presence of self-heating*. This is important in view of the highly debated issue of whether $\Delta(T) \rightarrow 0$ at T_c [2] or not [7]. Apparently, self-heating can

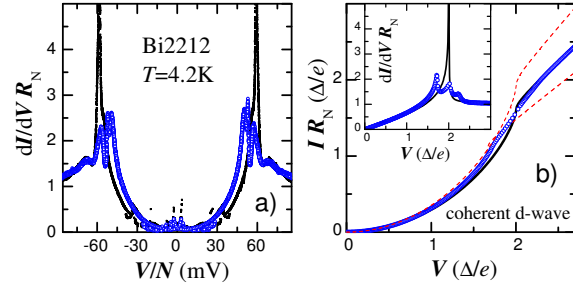


Figure 4. a) Experimental $dI/dV(V)$ curves for two Bi2212 mesas from the same crystal. b) Simulated IVC's for a single junction (solid line) and for a mesa with three slightly different junctions (symbols). Corresponding dI/dV curves are shown in the inset.

not explain the observed strong drop of $\Delta(T \rightarrow T_c)$, if Δ were completely T -independent.

Non-uniformity of IJJ's deteriorates interlayer tunneling characteristics. The only way of distinguishing genuine and defect-induced properties is to check the reproducibility. E.g. in case of Fig.4, similar single peak curves were observed for $\sim 80\%$ of mesas, while the multi-peak structure (when present) was different for each mesa. By decreasing the in-plane size and the number of junctions in the mesa, major problems can be effectively avoided due to a proportional decrease of defects and self-heating.

REFERENCES

- [1] V.M. Krasnov et al., Phys. Rev. B 59 (1999) 8463
- [2] V.M. Krasnov et al., Phys. Rev. Lett. 84 (2000) 5860
- [3] V.M. Krasnov et al., Phys. Rev. Lett. 86 (2001) 2657
- [4] V.M. Krasnov et al., J. Appl. Phys. 89 (2001) 5578
- [5] L.B.Ioffe and A.J.Millis, Phys. Rev. B 58 (1998) 11631
- [6] K.Schlenga et al., Phys. Rev. B 57 (1998) 14518
- [7] M.Kugler et al., Phys. Rev. Lett. 86 (2001) 4911