

A New Monte Carlo algorithm for Growing Compact Self Avoiding Walks

S.L. Narasimhan^{1*}, P.S.R. Krishna^{1*}, K.P.N. Murthy²⁺ and M. Ramanadham^{1†}

¹*Solid State Physics Division,*

Bhabha Atomic Research Centre, Mumbai - 400 085, India

²*Materials Science Division, Indira Gandhi Centre for Atomic Research,*

Kalpakkam - 603 102, Tamilnadu, India

We propose an algorithm based on local growth rules for kinetically generating self avoiding walk configurations at any given temperature. This algorithm, called the Interacting Growth Walk (IGW), does not suffer attrition at zero temperature; for any finite temperature, it suffers less attrition than the other algorithms. More importantly, the IGW algorithm helps grow compact configurations at lower temperatures - a feature that makes it attractive for studying a variety of processes such as the folding of proteins. We demonstrate that our algorithm correctly describes the collapse transition of a homopolymer in two dimensions.

87.15.Aa, 64.60.Cn, 36.20.Ey, 05.10.Ln, 02.70.Lq

The configurational properties of linear polymers undergoing a collapse transition at a tricritical temperature T_θ , called the θ -point, have been studied extensively because of their relevance to a wide variety of applications such as, for example, the protein folding problem [1]. The average radius of gyration (or equivalently, the average end-to-end distance) and the configurational entropy of a long polymer chain have a *universal* (i.e., system-independent) behaviour characterized by the exponents ν and γ respectively [2]. These exponents have distinct sets of values for the three temperature regimes, $T > T_\theta$, $T = T_\theta$ and $T < T_\theta$ [2,3]. In order to understand the statistical nature of polymer conformations in these three universal regimes, Interacting Self Avoiding Walk (ISAW) models with appropriate non-bonded nearest neighbour (nb-NN) interactions have been proposed [4].

Let \mathcal{S}_N be an ensemble of equally weighted N -step SAW configurations, generated on a lattice by a standard algorithm [5]. If ϵ_0 is the energy associated with any nb-NN contact, a SAW configuration with a total of n_N such contacts will have an energy $E = n_N \epsilon_0$. Hence, it will have to be assigned at any given temperature T a Boltzmann weight proportional to $e^{-\beta E}$, where $\beta = 1/kT$. The ensemble of such Boltzmann weighted SAW configurations in \mathcal{S}_N is referred to as an ISAW ensemble, denoted by $\mathcal{I}_N(\beta)$. By this definition, $\mathcal{I}_N(\beta = 0)$ is the same as \mathcal{S}_N since all the configurations of the former have the same probability of occurrence irrespective of their energies. It may therefore be taken to represent a polymer at 'infinite' temperature. The statistical accuracy of any physical quantity averaged over $\mathcal{I}_N(\beta)$ becomes poorer at lower temperatures because significant contribution comes from a smaller number of configurations [6]. In order to improve the statistics, it may be necessary to generate a much larger ensemble, \mathcal{S}_N , at the cost of severe attrition.

A better solution is to devise an algorithm based on

suitable geometrical (*athermal*, or 'infinite' temperature) rules for generating an ensemble, \mathcal{G}_N , identically equivalent to $\mathcal{I}_N(\beta)$. For example, the Kinetic Growth Walk (KGW) [7] or the Smart Kinetic Walk (SKW) [8] on a hexagonal lattice straightaway generates an ensemble of configurations equivalent to the ISAW ensemble, $\mathcal{I}_N(-\ln 2)$, which could also be obtained by Boltzmann weighting the configurations in \mathcal{S}_N at the temperature $T = -1/k \ln 2$. Having generated the *athermal* ensemble, \mathcal{G}_N , by such a geometric algorithm, ensemble averages corresponding to a lower temperature could be obtained by Boltzmann weighting the configurations appropriately. This would ensure better statistical accuracy as compared to what could be obtained directly from \mathcal{S}_N . Yet, whether it is at all possible to sample a statistically significant number of maximally compact configurations is a moot point to consider, because it involves a 'zero' temperature sampling.

In this paper, we present an algorithm for kinetically growing a SAW configuration at any given temperature $T \geq 0$. It is able to generate more accurate data for longer walks at lower temperatures because it suffers less sample attrition at lower temperatures. In fact, it does not suffer attrition at $T = 0$, in contrast to the conventional sampling algorithms [9, 10]. It is interesting to note that it grows maximally compact configurations at $T = 0$. We demonstrate in two dimensions that it is capable of describing the expected universal behaviour of a SAW above, at and below the θ -point.

We start the growth process by 'occupying' an arbitrarily chosen site, \mathbf{r}_0 , of a regular d -dimensional lattice of coordination number z whose sites are initially 'unoccupied' (by monomers). The first step of the walk can be made in one of the z available directions, by choosing an 'unoccupied' NN of \mathbf{r}_0 , say \mathbf{r}_1 , at random. Let the walk be non-reversing so that it has a maximum of $z - 1$ directions to choose from for any further step made. Let $\{\mathbf{r}_j^m \mid m = 1, 2, \dots, z_j\}$ be the 'unoccupied' NNs available

for the j^{th} step of the walk. If $z_j = 0$, the walk can not grow further because it is geometrically 'trapped'. It is, therefore, discarded and a fresh walk is started from \mathbf{r}_0 . If $z_j \neq 0$, the walk proceeds by choosing one of the available sites with a probability defined as follows:

Let $n_{NN}^m(j)$ be the number of nb-NN sites of \mathbf{r}_j^m . Then, the probability that this site is chosen for the j^{th} step is given by,

$$p_m(\mathbf{r}_j) \equiv \frac{\exp[-\beta n_{NN}^m(j)\epsilon_0]}{\sum_{m=1}^{z_j} \exp[-\beta n_{NN}^m(j)\epsilon_0]} \quad (1)$$

where the summation is over all the z_j available sites. At 'infinite' temperature ($\beta = 0$), the local growth probability, $p_m(\mathbf{r}_j)$, is equal to $1/z_j$ and thus the walk generated will be the same as the KGW. However, at finite temperatures, the walk will prefer to step into a site with more or less nb-NN contacts depending on whether ϵ is negative or positive. The probability of kinetically generating a walk configuration, $\mathcal{C} \equiv \{\mathbf{r}_0, \mathbf{r}_1, \dots, \mathbf{r}_j, \dots\}$, is then given by $P_{\mathcal{C}} = \prod_j p(\mathbf{r}_j)$.

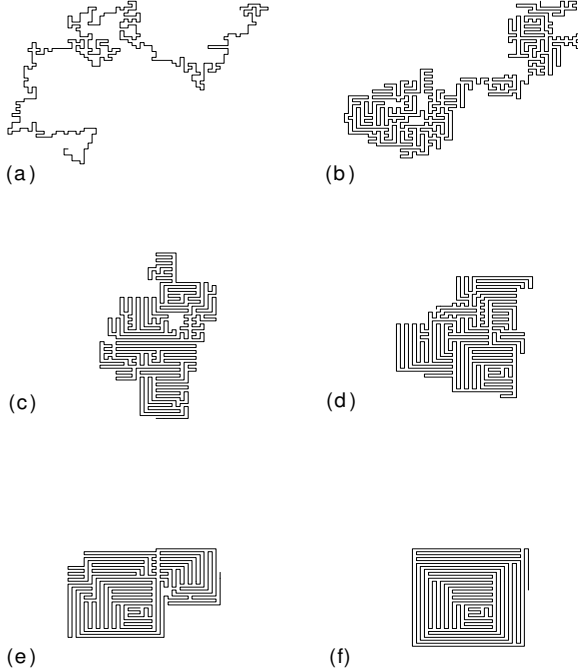


FIG. 1. Typical configurations of a 1000-step walk on a square lattice for $-\beta\epsilon_0 = 0(a), 2.0(b), 3.0(c), 4.0(d), 5.0(e)$ and $300(f)$.

In Fig.1, we have shown the typical configurations of a 1000-step walk on a square lattice for $-\beta\epsilon_0 = 0, 2.0, 3.0, 4.0, 5.0$ and 300 . Evidently, the walk grows into a more compact configuration at lower temperatures (ϵ_0 is set equal to -1 without loss of generality),

made up of a chain of square blobs having 'helical' and 'sheetlike' structures. We have generated ten million configurations of walks upto 2500 steps for various values of β , and obtained the mean square end-to-end distance, $\langle r^2(N) \rangle$, as a simple unweighted average (*i.e.*, $\langle r^2(N) \rangle = \sum_{\mathcal{C}} r^2 / \mathcal{N}$, where the summation is over all the \mathcal{N} configurations generated). We have presented $\langle r^2(N) \rangle$ as a function of N in Fig.2. We have plotted the logarithm of the mean trapping length as a function of β in the inset of Fig.2.

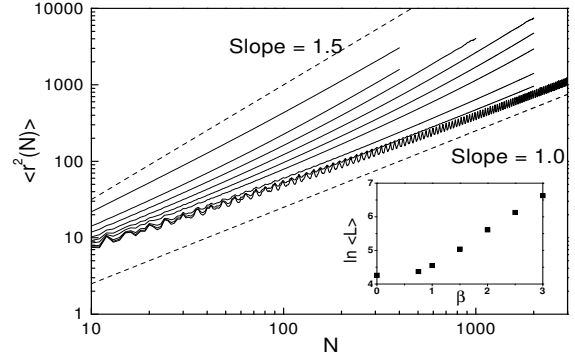


FIG. 2. Log-log plot of the mean square end-to-end distance as a function of N for $\beta = 0, 1.0, 1.5, 2.0, 2.5, 3.0, 4.0, 5.0$ and 300 , from top to bottom. Inset: Logarithm of the mean trapping length, $\ln \langle L \rangle$ as a function of β

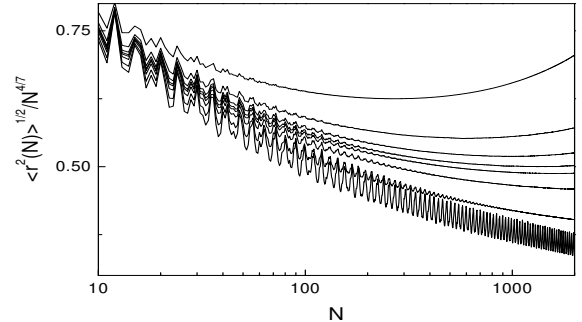


FIG. 3. Semi-log plot of $\langle r^2(N) \rangle^{1/2} / N^{4/7}$ as a function of $\log(N)$ for $\beta = 3.0, 3.5, 3.75, 3.9, 4.0, 4.25, 5.0$ and 300 , from top to bottom

The sample attrition is the most severe problem for $\beta = 0$ and it becomes less and less severe as the value of β increases. Consequently, we have presented the data upto a maximum of $N = 350$ for $\beta = 0$ and $N = 2500$ for $\beta = 300$. It is clear that the dotted lines with slopes 1.5 and 1.0 indicate the asymptotic behaviour of the data for $\beta = 0$ and $\beta \rightarrow \infty$, corresponding to the SAW and the collapsed walk limits respectively. It is then of interest to know whether a θ -point exists for this collapse transition.

Since it is known that the exponents, ν and γ , have the exact values $4/7$ and $8/7$ at θ -point in two dimensions [4], we have plotted $\langle r^2(N) \rangle^{1/2} / N^{4/7}$ as a function of $\log(N)$ in Fig.3. The data tend to flatten out for $\beta \sim 4$ implying thereby that the θ -point is located near this value of β . We have also plotted $\langle r^2(N) \rangle / N^{8/7}$ as a function of β in Fig.4 for $N = 800, 1000, 1200, 1400, 1600, 1800$ and 2000 .

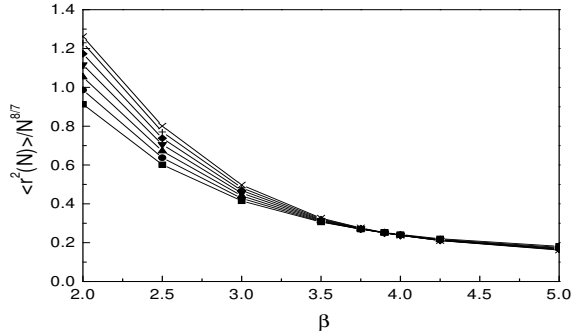


FIG. 4. $\langle r^2(N) \rangle / N^{8/7}$ as a function of β for $N = 800$ to 2000 in steps of 200 from bottom to top.

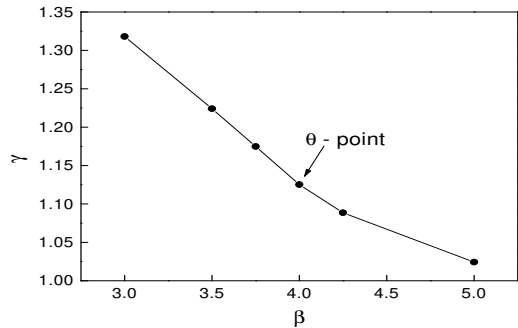


FIG. 5. The exponent γ as a function of β . Corresponding to the θ -point, γ has a value ~ 1.13 .

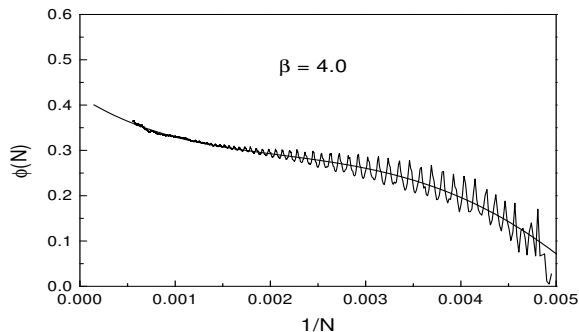


FIG. 6. The crossover exponent, ϕ , as a function of $1/N$. The solid line is a quartic polynomial fit and is drawn to guide the eye. The extrapolated value is $\sim 0.419 \pm 0.003$

The crossover value, $\beta \sim 4$, is expected [11] to give the θ -point. Independently, we have obtained the exponent γ from the fraction of successful walks, $S(N) \sim N^{\gamma-1} e^{-\lambda N}$, where λ is the attrition constant and plotted them for six different values of β in Fig.5. We find that γ has a value (~ 1.13) close to the expected theoretical value $8/7$ for $\beta = 4$. Further evidence that it is indeed the θ -point is presented in Fig.6, where we have plotted the crossover exponent, $\phi(N)$, as a function of $1/N$ at $\beta = 4$ using the prescription of Grassberger and Hegger [12]. The solid line is a quartic polynomial fit to the data drawn so as to guide the eye. The extrapolated value (0.419 ± 0.003) for ϕ is close to the expected exact value $3/7$. All these figures put together strongly suggest that a θ -point for this walk exists and the corresponding dimensionless nb-NN contact energy is close to -4 .

This walk configuration, \mathcal{C} , has a total of $n_{NN}(\mathcal{C}) = \sum_{j=1}^N n_{NN}(j)$ nb-NN contacts and is grown with a probability,

$$P_{\mathcal{C}} = \prod_{j=1}^N p(\mathbf{r}_j) = \frac{\exp[-n_{NN}(\mathcal{C})\beta\epsilon_0]}{\prod_{j=1}^N \left(\sum_{m=1}^{z_j} \exp[-n_{NN}^m(j)\beta\epsilon_0] \right)} \quad (2)$$

The denominator, being positive for any ϵ_0 (\leq or $>$ 0), may be expressed in the form $\exp[-n_{NN}(\mathcal{C})\beta''\epsilon_0]$ for some β'' ($>$ or $<$ β). Consequently, the configuration \mathcal{C} with attractive nb-NN contacts ($\epsilon_0 < 0$) may be assigned the Boltzmann weight $\exp[n_{NN}(\mathcal{C})(\beta'' - \beta)\epsilon_0]$, implying thereby that perhaps it may be sampled by the ISAW algorithm at a temperature given by $\beta' \equiv \beta'' - \beta$. This involves determining β'' *a posteriori*. In other words, ours is a kinetic walk which grows by sampling the available growth sites as per their *local* energies whereas an ISAW algorithm samples fully grown and equally weighted SAW configurations (*i.e.*, SAW chains) according to their *total* energies. To underline this basic difference, we refer to our walk as the Interacting Growth Walk (IGW).

It is appropriate at this juncture to note that the algorithm presented here is different from the PERM algorithm of Grassberger [10] in computing the ensemble averages, even though they both employ the same growth rule, Eq.1. While computing the averages, the PERM algorithm assigns the Rosenbluth weights, $W(\mathcal{C}) \equiv \prod_{j=1}^N \left(\sum_{m=1}^{z_j} \exp[-n_{NN}^m(j)\beta\epsilon_0] \right)$, to the configurations generated, whereas our algorithm assigns them equal weights. The difference between them is analogous to that between the Rosenbluth-Rosenbluth algorithm (RR) [13] and the KGW [7]. That is to say that our algorithm is the finite temperature generalisation of the KGW, just as PERM is the finite temperature version of the RR method. There is no *a priori* reason to expect that IGW will belong to the same universality class as ISAW, they both being different models altogether. Yet, our data seem to suggest that it may well be so.

Since the IGW is equivalent to the KGW in the limit

$\beta \rightarrow 0$, it is of interest to see if survival probability arguments *a la* Pietronero [14] could be devised for describing its asymptotic behaviour even if only tentatively. Let \mathcal{T}_N be an ensemble of N -step True Self Avoiding Walk (TSAW) [15] configurations whose end-to-end distances are known to be Gaussian distributed in a space of dimension $d \geq 2$. As we move along an arbitrarily chosen configuration, we try to estimate the probability of surviving self-intersections and geometrical trappings. This involves accounting for the probability of encounter, p_E , and the probability of trapping, p_T which together determine the survival of the walk. Assuming that the trapping probability per step is a constant and also that the encounter probability per step, $p_E \sim \rho_N^\alpha$, where ρ_N is the chain density and α is the order of encounter (*i.e.*, the number of nb-NN contacts), it has been shown that $\nu = (\alpha + 2)/(d\alpha + 2)$ for the KGW.

The observed fact that the IGW becomes more compact at lower temperatures (Fig.1) implies, within the framework of the above Flory-like arguments, that there should be an enhancement, $q_E[\rho_N]$, of the encounter probability per step, p_E . We expect $q_E[\rho_N]$ to increase implicitly as a function of β subject to the condition that $q_E[\rho_N] \rightarrow 1$ as $\beta \rightarrow 0$. On the other hand, since the mean trapping length of IGW has been found to increase exponentially with β (inset of Fig.2), the trapping probability per step may be expected to be attenuated by a factor proportional to $\exp(-\beta)$. So, if we assume an implicit temperature dependence, $q_E[\rho_N] \sim \rho_N^\beta$, we can show that $\nu = (\alpha + \beta + 2)/[d(\alpha + \beta) + 2]$. While it obviously reduces to the Pietronero's formula in the limit $\beta \rightarrow 0$, it reduces to the form $\nu = 1/d$ for the collapsed state in the limit $\beta \rightarrow \infty$. Since first order encounter ($\alpha = 1$) is sufficient to trap the walk, we have $\nu = (\beta + 3)/2(\beta + 2)$ in two dimensions. This yields the value, $\beta_\theta = 5$, corresponding to the exact θ -point exponent $\nu = 4/7$. It may be noted that it is reasonably close to our numerically estimated value, $\beta_\theta \sim 4$.

However, the continuous dependence of ν on β which the above formula suggests is at variance with the fact that there are only three universal regimes characterized by $\nu = 3/4, 4/7$ and $1/2$ corresponding to $\beta <, =$ and $> \beta_\theta$ respectively. Our purpose in constructing a Flory formula for ν , even though it may be lacking a rigorous statistical mechanical basis, is only to demonstrate the reasonableness of our numerically obtained value of β_θ .

We thus have a powerful growth algorithm for generating SAW configurations at any given temperature, $T \geq 0$. Its strength lies in the fact that it suffers less attrition and is able to selectively grow compact configurations at lower temperatures. Because it is capable of generating maximally compact configurations at zero temperature, it may prove to be a very useful algorithm for studying protein folding processes. We have also demonstrated explicitly in two dimensions that it correctly describes

the collapse transition of a homopolymer. Whether it is exactly the same as the (ISAW) θ -point is an interesting open question, especially because the minimum walk length required to be in the asymptotic regime increases exponentially with the inverse of temperature even in two dimensions.

We are thankful to T. Prellberg and S. Bhattacharjee for helpful comments on this work.

*glass@apsara.barc.ernet.in;

†ramu@magnum.barc.ernet.in; +kpn@igcar.ernet.in

-
- [1] D. Napper, *Polymeric Stabilization of Colloidal Dispersions* (Academic, NY, 1983); H. S. Chan and K. Dill, *Annu. Rev. Biophys. Biophys. Chem.* **20**, 447 (1991); C. Vanderzande, *Lattice models of polymers* (Cambridge Univ. Press, UK, 1998); T. Prellberg, Habilitation Thesis, Technische Universität Clausthal, April 2001.
 - [2] P.G. de Gennes, *Scaling concepts in polymer physics* (Cornell Univ. Press, 1979).
 - [3] K. Barat and B. K. Chakrabarti, *Phys. Rep.* **28**, 377 (1995).
 - [4] H. Saleur, *J. Stat. Phys.* **45**, 419 (1986); B. Duplantier and H. Saleur, *Phys. Rev. Lett.* **59**, 539 (1987).
 - [5] A.D. Sokal, preprint *hep-lat/9405016*.
 - [6] P.H. Poole, A. Coniglio, N. Jan and H.E. Stanley, *Phys. Rev.* **B39**, 495 (1989); A. Coniglio, N. Jan, I. Majid and H.E. Stanley, *Phys. Rev.* **B35**, 3617 (1987).
 - [7] N. Majid, N. Jan, A. Coniglio and H.E. Stanley, *Phys. Rev. Lett.* **52**, 1257 (1984); K. Kremer and J.W. Lyklema, *Phys. Rev. Lett.* **55**, 2091 (1985); N. Majid, N. Jan, A. Coniglio and H.E. Stanley, *Phys. Rev. Lett.* **55**, 2092 (1985).
 - [8] A. Weinrib and S.A. Trugman, *Phys. Rev.* **B31**, 2993 (1985).
 - [9] F. Seno and A. L. Stella, *J. Phys. (Paris)*, **49**, 739 (1988).
 - [10] P. Grassberger, *Phys. Rev.* **E56**, 3682 (1997).
 - [11] M.P. Taylor and J.E.G. Lipson, *J. Chem. Phys.* **109**, 7583 (1998).
 - [12] P. Grassberger and R. Hegger, *J. Phys. (Paris)* **I5**, 597 (1995).
 - [13] M.N. Rosenbluth and A.W. Rosenbluth, *J. Chem. Phys.* **23**, 356 (1955).
 - [14] L. Pietronero, *Phys. Rev. Lett.* **55**, 2025 (1985); A.L. Stella, *Phys. Rev. Lett.* **56**, 2430 (1986); L. Pietronero, *Phys. Rev. Lett.* **56**, 2431 (1986).
 - [15] D.J. Amit, G. Parisi and L. Peliti, *Phys. Rev.* **B27**, 1635 (1983); L. Pietronero, *Phys. Rev.* **B27**, 5887 (1983); J. Bernasconi and L. Pietronero, *Phys. Rev.* **B29**, 5196 (1984).