

Parallel dynamics and computational complexity of the Bak-Sneppen model

J. Machta* and X.-N. Li

Department of Physics, University of Massachusetts, Amherst, MA 01003-3720

Abstract

The parallel computational complexity of the Bak-Sneppen evolution model is studied. It is shown that Bak-Sneppen histories can be generated by a massively parallel computer in a time that is polylogarithmic in the length of the history. In this parallel dynamics, histories are built up via a nested hierarchy of avalanches. Stated in another way, the main result is that the *logical depth* of producing a Bak-Sneppen history is exponentially less than the length of the history. This finding is surprising because the self-organized critical state of the Bak-Sneppen model has long range correlations in time and space that appear to imply that the dynamics is sequential and history dependent. The parallel dynamics for generating Bak-Sneppen histories is contrasted to standard Bak-Sneppen dynamics. Standard dynamics and an alternate method for generating histories, conditional dynamics, are both shown to be related to P-complete natural decision problems implying that they cannot be efficiently implemented in parallel.

*machta@physics.umass.edu

I. INTRODUCTION

The Bak-Sneppen model [1, 2] is among the simplest systems to display self-organized criticality and avalanche behavior. Starting from arbitrary initial conditions, the Bak-Sneppen model spontaneously reaches a state with long range correlations in space and time that are set up by a series of avalanche events. The approach to criticality, the critical state of the model, and the properties of avalanches in the Bak-Sneppen model have been extensively studied during the past decade. There are now precise values of critical exponents and well-tested scaling laws. On the other hand, there is not yet a theory of the critical state except for the case of mean field theory and near zero dimension.

In this paper we investigate the complexity of the histories generated by the Bak-Sneppen model. These histories manifest long time correlations with early random events influencing distant, later events. However, the past may determine the future in ways which are more or less complex. It is the purpose of this paper to give a precise meaning to the notion of a complex history and then to show that histories produced by the Bak-Sneppen model are not complex in this sense.

The framework in which we will define the complexity of a history is computational complexity theory. Computational complexity theory measures the computational resources needed to solve problems. Among those resources are *parallel time* or equivalently *depth*, which measures the number of steps needed by a massively parallel computer to solve a problem. If the solution to a problem can be re-organized so that many computations are carried out simultaneously and independently then a great deal of computational work can be accomplished in few parallel steps. On the other hand, it may be that the sequential nature of the problem precludes reorganizing the work into a small number of parallel steps. The theory of parallel computational complexity provides algorithms for efficiently solving some problems in parallel and provides evidence supporting the proposition that solutions to other tasks cannot be substantially accelerated by parallelization. A powerful feature of this theory is that it yields essentially the same results independent of the choice of the model of computation. Thus, measures of parallel computational complexity reveal the logical structure of the problem at hand rather than the limitations of the particular model of parallel computation.

We will define the complexity of histories generated by a stochastic model such as the

Bak-Sneppen model in terms of the parallel time required to generate a sample history. If, through parallelization, the dynamics of the model can be reorganized so that many processors running for a few steps can generate a statistically valid history then we will say the histories generated by the model are not complex. If on the other hand, there is little benefit from parallelization so that a history must be generated in a step by step fashion, then the model generates complex histories. The Bak-Sneppen model illustrates the point that scale invariant spatial and temporal correlations are not sufficient to guarantee complexity in the sense defined here. Indeed, it is the strictly hierarchical nature of the avalanches in the Bak-Sneppen model that permits us to generate them in a small number of highly parallel steps.

The present work fits into a series of studies of the computational complexity of models in statistical physics. Although previous studies focused mainly on the computational complexity of generating spatial patterns, in many cases the analysis can also be applied to reveal the complexity of the history of the growth of the pattern. For example, two dynamical processes for diffusion limited aggregation (DLA) have been shown to be P-complete [3, 4]. These results suggest that these processes for generating DLA clusters cannot be re-organized to greatly reduce the parallel time needed for the generation of an aggregate (however, see [5] for a parallel algorithm that achieves a modest speed-up for DLA). The growth of an aggregate can be viewed as a history and the same arguments can be employed to give evidence that such histories cannot be significantly parallelized. Similarly, predicting the behavior of Abelian sandpiles for $d \geq 3$ has been shown to be P-complete [6]. By contrast, the patterns generated by a number of growth models such as the Eden model, invasion percolation and the restricted solid-on-solid model were shown to require little parallel time [7] and these results carry over immediately to fast parallel algorithms for generating histories for these models.

Summary

In Sec. II we give an overview of selected aspects of computational complexity theory relevant to the present work and in Sec. III we review the Bak-Sneppen model. In Sec. IV we present parallel dynamics for the Bak-Sneppen model and in Sec. V we present simulation results showing that Bak-Sneppen histories can be efficiently simulated using parallel

dynamics. In Sec. VI we show that the standard dynamics for the Bak-Sneppen model and a new dynamics based on conditional probabilities both yield P-complete problems. The paper concludes in Sec. VII.

II. COMPUTATIONAL COMPLEXITY

Computational complexity theory determines the scaling of computational resources needed to solve problems as a function of the size of the problem. Introductions to the field can be found in Refs. [8]–[9]. Computational complexity theory may be set up in several nearly equivalent ways depending on the choice of model of computation. Here we focus on parallel computation and choose the standard *parallel random access machine* (PRAM) as the model of computation. The main resources of interest are *parallel time* or *depth* and number of processors. A PRAM consists of a number of simple processors (random access machines or RAMs) all connected to a global memory. Although a RAM is typically defined with much less computational power than a real microprocessor such as Pentium, it would not change the scaling found here to think of a PRAM as being composed of many microprocessors all connected to the same random access memory. The processors run synchronously and each processor runs the same program. Processors have an integer label so that different processors follow different computational paths. Since all processor access the same memory, provision must be made for how to handle conflicts. Here we choose the *concurrent read, concurrent write* (CRCW) PRAM model in which many processors may attempt to write to or read from the same memory cell at the same time. If there are conflicts between what is to be written, the processor with the smallest label succeeds in writing.

The PRAM is an idealized and fully scalable model of computation. The number of processors and memory is allowed to increase *polynomially* (i.e. as an arbitrary power) in the size of the problem to be solved. Communication is idealized in that it is assumed that any processor can communicate with any memory cell in a single time step. Obviously, this assumption runs up against speed of light or hardware density limitations. Nonetheless, parallel time on a PRAM quantifies a fundamental aspect of computation. During each parallel step, processor must carry out independent actions. Communication between processor can only occur from one step to the next via reading and writing to memory. Any problem that can be solved by a PRAM with H processors in parallel time T could also be

solved by a single processor machine in a time that is no greater than HT since the single processor could sequentially run through the tasks that were originally assigned to the H processors. On the other hand, it is not obvious whether the work of a single processor can be re-organized so that it can be accomplished in a substantially smaller number of steps by many processor working independently during each step. Two examples will help illustrate this point. First, suppose the task is to add n finite-precision numbers. This can be done by a single processor in a time that scales linearly in n . On a PRAM with $n/2$ processor this can be done in $\mathcal{O}(\log n)$ parallel time using a binary tree (for simplicity, suppose n is a power of 2). In the first step, processor one adds the first and second numbers and puts the result in memory, processor two adds the third and fourth numbers and puts the result in memory and so on. After the first step is concluded there are $n/2$ numbers to add and these are again summed in a pairwise fashion by $n/4$ processors. The summation is completed after $\mathcal{O}(\log n)$ steps. This method is rather general and applies to any associative binary operation. Problems of this type have efficient parallel algorithms and can be solved in time that is a power of the logarithm of the problem size, here n , that is, *polylog* time.

A second example is the problem of evaluating the output of a Boolean circuit with definite inputs. A Boolean circuit is composed of AND, OR and NOT gates connected by wires. Suppose the gates are arranged in levels so that gates in one level take their inputs only from gates of the previous level and give their outputs only to gates of the next level so there is no feedback in the circuit. The number of levels in the circuit is referred to as the *depth* of the circuit. At the top level of the circuit are the TRUE or FALSE inputs. At the bottom level of the circuit are one or more outputs. Given some concisely encoded description of the circuit and its inputs, the problem of obtaining the outputs is known as the *circuit value problem* (CVP). Clearly, we can solve CVP on a PRAM in parallel time that is proportional to the depth of the circuit since we can evaluate a single level of the circuit in a single parallel time step. On the other, there is no known general way of speeding up the evaluation of a Boolean circuit to a time that is, say polylog in the depth of the circuit. For the case of adding n numbers, the logical structure of the problem is sufficiently simple that we can substitute hardware for time to obtain the answer in polylog parallel steps. For CVP, hardware cannot be used to substantially decrease the depth of the problem.

At the present time, the statement that CVP cannot be solved in polylog parallel time is not mathematically proved. Instead, one can show that CVP is *P-complete*. To understand

the meaning of P-completeness we must first introduce the complexity classes \mathbf{P} and \mathbf{NC} and the notion of *reduction*. \mathbf{P} consists of the class of problems that can be solved by a PRAM in polynomial time with polynomially many processors. \mathbf{NC} consists of the class of problems that can be solved in polylog time on a PRAM with polynomially many processors. A problem \mathcal{A} is reduced to a problem \mathcal{B} if a PRAM with an oracle for \mathcal{B} can be used to solve \mathcal{A} in polylog time with polynomially many processors. An oracle for \mathcal{B} is able to supply the PRAM a solution to an instance of \mathcal{B} in a single time step. Intuitively, if \mathcal{A} can be reduced to \mathcal{B} then \mathcal{A} is no harder to solve in parallel than \mathcal{B} . A problem in \mathbf{P} is P-complete if all other problems in \mathbf{P} can be reduced to it. It can be proved that CVP is P-complete. Furthermore, if it could be shown that there is any problem in \mathbf{P} that is not in \mathbf{NC} then it would follow that CVP is not in \mathbf{NC} . However, the conjecture that $\mathbf{P} \neq \mathbf{NC}$, though widely believed, is not yet proved. Since reductions are transitive, showing that another problem \mathcal{A} is P-complete can be proved by reducing CVP to \mathcal{A} . Later in the paper we will take this approach to prove that two problems representing different Bak-Sneppen dynamics are P-complete.

In addition to supplying a P-complete problem, Boolean circuits serve as an alternate model of computation. For a given computational problem, and for a given problem, there is a Boolean circuit that solves the problem. In order to solve problems of any size, a family of Boolean circuits is needed, one for each problem size. Furthermore, to be comparable to a PRAM running a single program, the family of circuits should satisfy a *uniformity* condition that bounds the complexity of the computation needed to specify each circuit in the family. The resources of circuit depth (number of levels in the circuit) and circuit width (maximum number of gates in a level) are roughly comparable to the PRAM resources of parallel time and number of processor, respectively. Indeed the class \mathbf{NC} can be defined as the set of problems that can be solved by uniform circuit families whose depth scales polylogarithmically in the problem size and whose width scales polynomially in the problem size. \mathbf{P} is the class of problems solvable by circuits of polynomial width and depth.

III. BAK-SNEPPEN MODEL

In this section we review the Bak-Sneppen model and its behavior. A detailed discussion can be found in Ref. 2. The Bak-Sneppen model defines histories of configurations on a d -

dimensional lattice. At each lattice site i and discrete time t , there is a number $x_i(t) \in [0, 1]$. The *standard* dynamics for the Bak-Sneppen model creates a history sequentially with one new time slice determined in each step of the dynamics. A single time step in standard dynamics for the Bak-Sneppen model consists of locating the *extremal* site s , which has the minimum number. The extremal site and its $2d$ nearest neighbors are given new x 's chosen randomly from the uniform distribution on $[0, 1]$. The x 's on the remaining sites are unchanged. Let $f(t)$ be the extremal value at the extremal site $s(t)$ at time t .

Bak-Sneppen histories can be organized into *avalanches* or causally connected regions of activity in the $d + 1$ -dimensional space-time. Avalanches can be classified by bounding the extremal value during the avalanche. The collection of renewed sites from t to t' is an \tilde{f} -avalanche if $f(t - 1) \geq \tilde{f}$ and $f(t') \geq \tilde{f}$ but for all t'' with $t \leq t'' < t'$, $f(t'') < \tilde{f}$. Note that it is also possible to have an \tilde{f} -avalanche whose duration is a single time step (i. e. $t = t'$ and no times t'') if $f(t - 1) \geq \tilde{f}$ and $f(t) \geq \tilde{f}$. An \tilde{f} -avalanche can be partitioned into a sequence of one or more \tilde{f}' -avalanches for $\tilde{f}' < \tilde{f}$. Repeated use of this idea allows us to partition avalanches into a nested sequence of subavalanches. The partitioning of avalanches into subavalanches is one of the key ideas in the parallel algorithm described below.

The properties of avalanches are entirely independent of the environment in which they exist so long as the environment is large enough to contain the avalanche. Indeed we can grow the *backbone* of an avalanche without regard to the environment. The backbone of an \tilde{f} -avalanche is the set of sites i and the corresponding x_i for which $x_i < \tilde{f}$. (Note that the last time step in an avalanche is not part of the backbone). The backbone of an \tilde{f} -avalanche for $\tilde{f} = 0.5$ is shown in Fig. 1. The only information we need about the environment is that all environmental sites have random numbers uniformly distributed in the interval $[\tilde{f}, 1]$. The values of these numbers is unimportant and the full lattice of random numbers does not have to be realized. During the construction of an \tilde{f} -avalanche, sites must be renewed. Instead of assigning random numbers in the interval $[0, 1]$ as is done in standard Bak-Sneppen dynamics, one can declare a renewed site to be part of the environment with probability $1 - \tilde{f}$ or, with probability \tilde{f} , declare it part of the backbone. If the site is part of the backbone it is then given an explicit random number in the interval $[0, \tilde{f})$. The construction of an \tilde{f} -avalanche backbone begins with the renewal of the origin and its neighbors and then continues until there are no remaining sites with number less than \tilde{f} . This approach for making an avalanche backbone is called the Bak-Sneppen branching process in [10] and is

an efficient method for carrying out large-scale simulations of the Bak-Sneppen model.

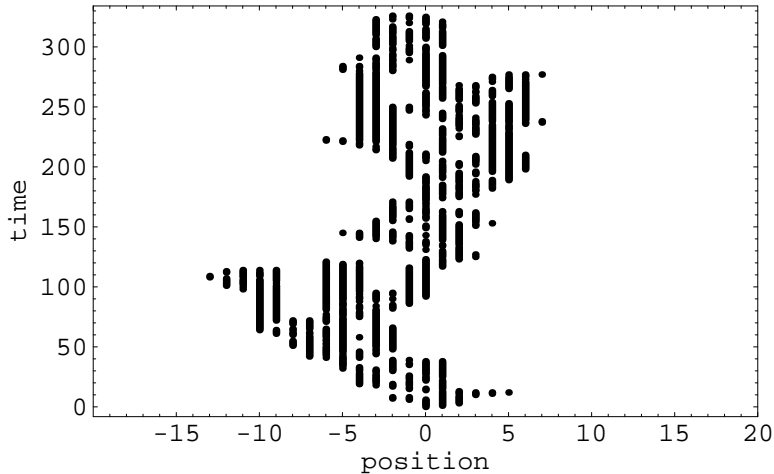


FIG. 1: The backbone of an \tilde{f} -avalanche for $\tilde{f} = 0.5$ in the one-dimensional Bak-Sneppen model. Black dots represent positions where the random numbers are less than \tilde{f} . Immediately before and at the last time of the avalanche all random numbers are greater than \tilde{f} .

The Bak-Sneppen model manifests self-organized criticality: independent of the initial state, after a long time the system approaches a stationary state where the average avalanche size diverges and the distribution of avalanche sizes follows a power law. In the critical state almost all x 's exceed a critical value, f_c (for the $d = 1$, $f_c \approx 0.6670$). If S is the duration of an avalanche then, in the critical state, the probability of an avalanche of duration S decays as $S^{-\tau}$ ($\tau \approx 1.1$ for $d = 1$). The average duration $\langle S \rangle_{\tilde{f}}$ of \tilde{f} -avalanches diverges as

$$\langle S \rangle_{\tilde{f}} \sim (f_c - \tilde{f})^{-\gamma} \quad (1)$$

with $\gamma \approx 2.7$ for $d = 1$. The \tilde{f} -avalanche size distribution, $\mathcal{P}(S, \tilde{f})$ has the scaling form $\mathcal{P}(S, \tilde{f}) = S^{-\tau} g(S(f_c - \tilde{f})^{1/\sigma})$ with σ , τ and γ related by the usual exponent relation $\gamma = (2 - \tau)/\sigma$. The scaling function $g(y)$ goes to a constant as $y \rightarrow 0$ and decays rapidly to zero for $y \gg 1$. Thus the upper cut-off S_{co} in the \tilde{f} -avalanche size distribution obeys the scaling law $S_{co} \sim (f_c - \tilde{f})^{1/\sigma}$ ($\sigma \approx 0.34$ for $d = 1$ [11]). The spatial extent of \tilde{f} -avalanches also diverges in the critical state. Let W be the number of sites covered by an \tilde{f} -avalanche, then $\langle W \rangle_{\tilde{f}} \equiv (f_c - \tilde{f})^{-1}$.

The approach to the critical state is characterized by a *gap* $G(t)$, which is a stepwise increasing function of time and is the maximum value of $f(t')$ for $t' \leq t$. Times when the gap increases mark the end of an avalanche. If the gap first has the value G at time t then

all x 's in the system are greater than or equal to G at time t and a G -avalanche begins at time $t + 1$. On average, the gap approaches the critical value as a power law,

$$f_c - \langle G(t) \rangle \sim (t/N)^{\frac{1}{\gamma-1}} \quad (2)$$

where N is the number of sites in the system. In the parallel dynamics for the Bak-Sneppen model we will first identify the successive values of the gap and then fill in the intervals between them with the appropriate avalanches.

IV. PARALLEL BAK-SNEPPEN DYNAMICS

In this section we present a parallel approach for constructing Bak-Sneppen histories. At the core of this approach is a procedure for hierarchically building avalanches in which small avalanches are pasted together to yield larger avalanches. The large scale structure of the history is controlled by the sequence of gap values. Each value of the gap determines an avalanche that needs to be constructed. The algorithm proceeds in three stages. In the first stage, described in Sec. IV A, the gap sequence is obtained and in the second stage, described in Sec. IV B, the required avalanches are constructed. Finally, in the third stage, all space-time points that are not yet determined are explicitly given numbers.

Although we have not run the parallel algorithm on a parallel computer, we have measured essential aspects of its behavior using a conventional Bak-Sneppen simulation and the results are reported in Sec. V. The key finding is that we can produce Bak-Sneppen histories in a parallel time that is polylogarithmic in the length of the history.

A. Parallel algorithm for the gap sequence

In this subsection we show how to construct a sequence of gap values, G_k , $k = 1, \dots, K$ for a system with N lattice sites (independent of dimension). Suppose that at some time the gap increases from G_k to G_{k+1} . This event occurs at the last step of a G_k -avalanche so, before the selection of the extremal value that increases the gap, the distribution on every site of the lattice is uniform on the interval $[G_k, 1]$. Thus G_{k+1} is a random variable given by

$$G_{k+1} = G_k + X(1 - G_k) \equiv G_k \oplus X \quad (3)$$

where X is a random variable that is the minimum over N random numbers uniformly distributed on $[0, 1]$ and \oplus is the XOR operation for real numbers. Since \oplus is associative we can unroll Eq. (3) to obtain,

$$G_k = G_0 \oplus X_1 \oplus X_2 \oplus \cdots \oplus X_k \quad (4)$$

where G_0 is the initial value of the gap and the X_j are identically distributed independent random variables chosen from the same distribution as X described above. Using a standard parallel minimum program, each X_j can be generated on a probabilistic PRAM in $\mathcal{O}(\log N)$ parallel time. A standard parallel prefix algorithm [9] can then be used to evaluate all K values of the gap in $\mathcal{O}(\log K + \log N)$ parallel time.

B. Parallel algorithm for \tilde{f} -avalanches

In this section we show how to generate an \tilde{f} -avalanche in parallel time that is polylog in $(f_c - \tilde{f})$. The idea of this algorithm is to generate in parallel a large number of independent small avalanches and then to paste groups of these together to create a smaller number of larger avalanches. These are in turn pasted together to create yet larger avalanches and so on in a hierarchical fashion. The algorithm is controlled by a pre-determined list of f values, $f_0 < f_1 < \dots < \tilde{f}$. These values specify the types of avalanches to be manufactured. The sequence of f converges to f_c as

$$f_n = f_c(1 - q^n) \quad (5)$$

with q a constant between 0 to 1. This choice for f_n implies that for large n , $\langle S \rangle_{f_n} / \langle S \rangle_{f_{n-1}} \rightarrow q^{-\gamma}$ so that the average number of f_{n-1} -avalanches needed to construct an f_n -avalanche is asymptotically constant (and equal to $q^{-\gamma}$). The length of the sequence and its penultimate element $f_{n_{\max}}$ is chosen so that $f_{n_{\max}} \leq \tilde{f} < f_{n_{\max}+1}$.

Since $f_0 = 0$, f_0 -avalanches always have $S = 1$ and consist of the origin and its $2d$ nearest neighbors together with their associated x values. In parallel we can make M , f_0 -avalanches in constant time using M processors. We now construct f_1 -avalanches by pasting together one or more f_0 -avalanches. The origin of the first f_0 -avalanche is also the origin of the f_1 -avalanche. If the minimum of the $2d + 1$ x 's of the f_0 -avalanche is greater than f_1 then we are done and the f_0 -avalanche is also an f_1 -avalanche. If not, a second f_0 -avalanche is attached to the first f_0 -avalanche with its origin lined up with the extremal site of the first

avalanche. Again, we check whether the minimum x among all the sites covered by the pair of f_0 -avalanches is greater than f_1 and, if so, we are done. The pattern for constructing f_n -avalanches from an f_{n-1} -avalanche should now be clear: f_{n-1} -avalanches are pasted together until all the covered sites have $x \geq f_n$.

The process of pasting together f_{n-1} -avalanches is a generalized version of the standard Bak-Sneppen process. Indeed, pasting together f_0 -avalanches is exactly the standard Bak-Sneppen process. All that we need to know about each f_{n-1} -avalanche is its origin and the final values of x on the sites the avalanche covers. During the construction of an f_n -avalanche, when a new f_{n-1} -avalanche is attached, its origin is lined up with the extremal site among all of the sites currently covered by the growing f_n -avalanche. The x values on the covered sites of the newly added f_{n-1} -avalanche renew the sites covered by this avalanche and, if some of these sites were previously part of the environment, the total number of covered sites of the growing f_n -avalanche is increased. If the covered sites all have $x \geq f_n$, the f_n -avalanche is finished. The pasting together of f_{n-1} -avalanches must be carried out sequentially so that if the number of f_{n-1} -avalanches needed to construct a single f_n -avalanches is κ_n then it will take κ_n parallel steps to grow the avalanche. Finally, once an \tilde{f} -avalanche is constructed, it is straightforward to find its backbone by eliminating those sites for which $x_i \geq \tilde{f}$.

On average $q^{-\gamma}$ f_{n-1} -avalanches must be pasted together to form one f_n -avalanche, that is $\langle \kappa_n \rangle = q^{-\gamma}$. However, the n^{th} step in the parallel construction of an \tilde{f} -avalanche is not complete until *all* the required f_n -avalanches have been made. Thus, the time required for this step will be set by the maximum value of κ_n . As \tilde{f} approaches f_c , and for fixed n we need to make increasingly many f_n -avalanches so that the tail of the κ_n distribution is explored. As we shall see in the next section, the expected value of the maximum of κ_n increases logarithmically in the number of f_{n+1} -avalanches that are constructed. As a result, the average parallel time required to generate an \tilde{f} -avalanche is predicted to be proportional to $\log^2(f_c - \tilde{f})$.

The discussion thus far has posited an effectively infinite environment for the avalanche to grow in, however this is not required. The same hierarchical construction can just as well be used to make avalanches in periodic boundary conditions in a system of size L . Additional complications arise for other boundary conditions due to the breaking of translational symmetry and this situation will not be discussed here.

Finally, we are ready to describe how to construct a full Bak-Sneppen history in a system

with N sites and periodic boundary conditions starting from the initial condition, $G_0 = 0$. First, following the procedure of Sec. IV A we construct a sequence of K gap values, G_0, G_1, \dots, G_K . Then, using the parallel algorithm described above, for each gap value, G_k , we construct the backbone of a G_k -avalanche for all $k < K$. The site i where $x_i = G_k$ is chosen randomly from among all the sites of the lattice and this site serves as the spatial origin for the G_k -avalanche. The starting time $t_k + 1$ of the G_k -avalanche is obtained by summing over the durations of the preceding avalanches, $t_k = \sum_{l=0}^k S_l$ where S_l is the duration of the G_l -avalanche. Successive avalanche backbones are concatenated to form the backbone of the history which includes all the avalanche backbones and the intervening extremal sites that have the gap values.

Thus far only the backbone of the history is specified while sites in the environment are conditioned by the extremal values but not fully specified. A definite, statistically valid, history is constructed from the backbone by fixing all space-time points $x_i(t)$ not in the backbone. At the last time, t_{\max} , the gap has the values G_K . The randomly chosen extremal site, $s(t_{\max})$ is part of the backbone and takes the value G_K . All other sites at time t_{\max} are chosen from the uniform distribution on $[G_K, 1]$. From these values we now work backwards in time independently for each site. Consider site i , we have that $x_i(t) = x_i(t_{\max})$ until the most recent time that i was part of the backbone. During the time intervals that site i is part of the backbone, its value is determined. For each connected time interval, $[t', t'']$ that site i is part of the environment, x_i takes a single value. There are two possibilities. The interval may come to end because i is an extremal site where the gap increases from G_{k-1} to G_k that is, $t'' = t_k$ and $i = s(t_k)$. In this case, $x_i = G_k$ throughout the interval. The second possibility is that site i is renewed at time $t'' + 1$ and becomes part of the G_k -avalanche backbone at that time. In this case, x_i is chosen uniformly from the distribution $[G_k, 1]$ and has this value during the interval from t' to t'' . Working backwards in this way a definite Bak-Sneppen history is re-constructed from the backbone. It should be noted that the construction of a definite history from the backbone can be carried out in parallel in polylog time since each site can be treated independently and since intervals during which a site is not in the backbone can be identified using a parallel graph connectivity algorithm.

V. SIMULATION OF PARALLEL DYNAMICS

We have studied the performance of the parallel algorithm for constructing avalanches in the one-dimensional Bak-Sneppen model. We collected statistics on κ_n , the number of f_{n-1} -avalanches needed in the construction of f_n -avalanches during the manufacture of a single $f_{n_{\max}}$ -avalanche. Let $\Omega_n(n_{\max}) \equiv \max\{\kappa_n\}$ be the maximum value of κ_n required during the construction of the $f_{n_{\max}}$ -avalanche. The parallel running time $T(n_{\max})$, up to a constant of proportionality, for constructing an $f_{n_{\max}}$ -avalanche is obtained by summing $\Omega_n(n_{\max})$,

$$T(n_{\max}) = \sum_{n=1}^{n_{\max}} \Omega_n(n_{\max}). \quad (6)$$

The simulation works by running standard Bak-Sneppen dynamics and, on the fly, keeping track of κ_n and Ω_n .

The following pseudo-code sketches a single step of an algorithm that collects statistics on the distribution of κ_n and computes the running time for constructing $f_{n_{\max}}$ -avalanches. It is based on the observation that an f_n -avalanche is concluded when the extremal value $f(t) \geq f_n$. Arrays κ_n and Ω_n are initialized to zero.

1. Execute one time step of standard Bak-Sneppen dynamics and find the extremal value, $f(t)$.
2. **For** $n = 1$ to $n = n_{\max} - 1$ **do**
 - if** $f(t) > f_n$ **then**
 - $\kappa_{n+1} \leftarrow \kappa_{n+1} + 1$
 - **if** $\kappa_n > \Omega_n$ **then** $\Omega_n \leftarrow \kappa_n$
 - Collect statistics for κ_n .
 - $\kappa_n \leftarrow 0$
- end do**
3. **if** $f(t) > f_{n_{\max}}$ **then** the $f_{n_{\max}}$ -avalanche ends. Calculate the parallel time, T by summing Ω_n .
- else** go to Step 1.

The re-organization of the sequential history of an avalanche into a hierarchy of sub-avalanches is illustrated in Figs. 2 and 3 for the case of an f_7 -avalanche. In Fig. 2 the sequence of extremal values is shown together with horizontal lines indicating bounds f_1, \dots, f_7 . Figure 3 shows a tree representing the hierarchy of subavalanches making up the f_7 avalanche. The f_n level of the tree represents the f_n -avalanches needed in the construction of the final f_7 -avalanche. The number next to each node represents the ending time of a subavalanche. For example, the f_3 level of the tree shows that the f_7 -avalanche is composed of three f_3 -avalanches ending at times 3, 8 and 9. The total parallel time is the sum of the maximum degree of the tree at each level and is 13 in this case.

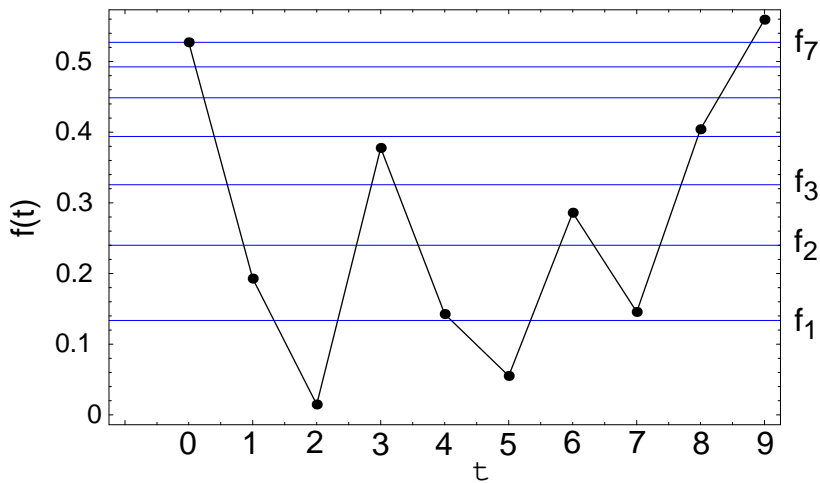


FIG. 2: Extremal values, $f(t)$ vs. time t during an f_7 -avalanche. Horizontal lines are the values f_1, \dots, f_7 .

In our simulations, for each n_{\max} up to 40 we constructed $M = 10^5$ $f_{n_{\max}}$ -avalanches. The sequence of avalanche sizes is given by Eq. 5 with $q = 0.9$ and $f_c = 0.667$. Figure 4 shows the $\langle T(n_{\max}) \rangle$ vs. n_{\max}^2 . A fit of the data to the functional form $\langle T(n_{\max}) \rangle = an_{\max}^z + c$ over the range $13 \leq n_{\max} \leq 40$ yields $z = 1.832 \pm 0.004$. The fit is reasonable with $\chi^2/\text{d.o.f} = 1.1$. We also collected data for $q = 0.8$ and $q = 0.7$ over a smaller range of n_{\max} . For $q = 0.8$ we found that $z = 2.00 \pm 0.03$ ($\chi^2/\text{d.o.f} = 1.3$) for $12 \leq n_{\max} \leq 20$ while for $q = 0.7$ we found that $z = 1.88 \pm 0.09$ ($\chi^2/\text{d.o.f} = 1.3$) for $9 \leq n_{\max} \leq 13$. Since $\log(f_c - f_n) \sim n \log q$, a conservative conclusion from the data is that the average parallel time $\langle T \rangle$ for constructing an \tilde{f} -avalanche behaves as $\langle T \rangle = \log^{\mathcal{O}(1)}(f_c - \tilde{f})$ or, in terms of the duration of the avalanche $\langle T \rangle = \log^{\mathcal{O}(1)} S$.

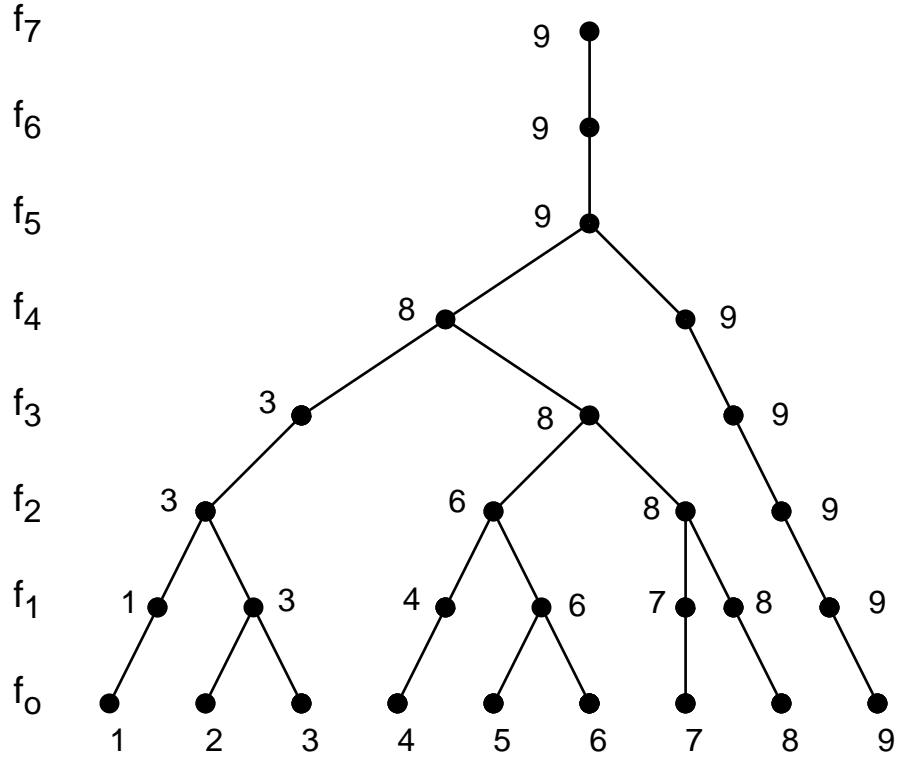


FIG. 3: Tree representing the re-organization of the f_7 -avalanche of Fig. 2 into subavalanches. The f_n -level of the tree represents partitioning the f_7 -avalanche into f_n -avalanches and the numbers on the nodes represent the ending times of the f_n -avalanches. Roughly speaking, sequential time runs to the right and parallel time runs upward.

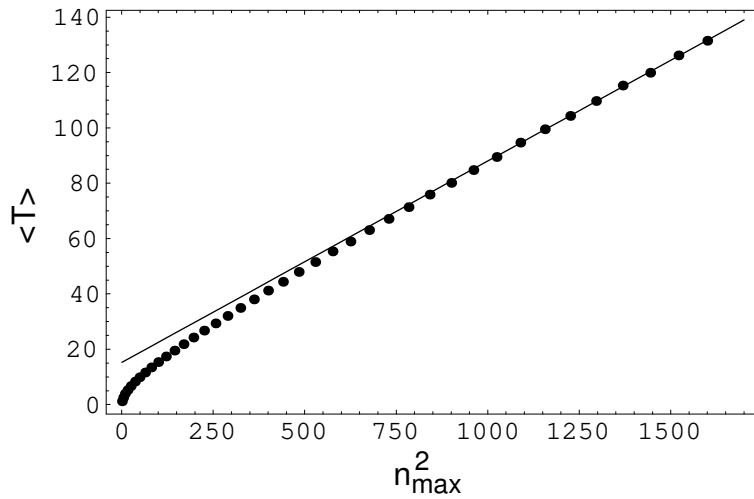


FIG. 4: The average parallel time $\langle T(n_{\max}) \rangle$ for constructing an $f_{n_{\max}}$ -avalanche vs. n_{\max}^2 . The straight line is a linear fit to the data for $n_{\max} \geq 32$.

The time requirements of the parallel algorithm can be understood by considering the probability density, $P_n(\kappa_n)$ of κ_n . Recall that κ_n is the number of f_{n-1} -avalanches needed in the construction of an f_n -avalanche and that its average is $\langle \kappa_n \rangle = q^{-\gamma}$. Suppose that the tail of $P_n(\kappa_n)$ behaves as $e^{-b\kappa_n}$. Given these assumptions we can estimate the maximum value, $\Omega_n(n_{\max})$, of κ_n in the construction of an $f_{n_{\max}}$ -avalanche. The estimate is obtained by requiring that the expected number of f_n -avalanches manufactured times $P_n(\Omega_n(n_{\max}))$ is order unity. The expected number of f_n -avalanches made during the construction of an $f_{n_{\max}}$ -avalanche is $q^{-(n_{\max}-n)\gamma}$ so we have

$$\Omega_n(n_{\max}) \approx \frac{(n_{\max} - n) \ln(1/q^\gamma)}{b} \quad (7)$$

Summing over n yields

$$T(n_{\max}) \approx \frac{n_{\max}^2 \ln(1/q^\gamma)}{2b} \quad (8)$$

in qualitative agreement with the numerical results.

We measured $P_n(\kappa_n)$ during our simulations. The logarithm of the histogram of κ_n for several values of n is shown in Fig. 5. It is clear that the behavior of $P_n(\kappa_n)$ is more complicated than simple exponential decay. There is a short time fast decay and, for larger n , a long time slow decay. It is possible that the asymptotic behavior of $P_n(\kappa_n)$ for the two largest values of n in Fig. 5 both display exponential decay with the same value of b . It is also possible that b is a slowly decreasing function of n or that the asymptotic decay is slower than exponential. If b decreases as a power of n or if the tail of P_n is a stretched exponential it will still be the case that $\langle T(n_{\max}) \rangle$ is polynomial in n_{\max} and thus polylogarithmic in $(f_c - \tilde{f})$. On the other hand, if the tail of P_n is a power law then $\langle T(n_{\max}) \rangle$ would be exponential in n_{\max} . The data P_n does not suggest a power law tail and the data for $\langle T(n_{\max}) \rangle$ appears to rule out exponential growth however more numerical work is needed to fully understand the asymptotic behavior of these quantities.

VI. SEQUENTIAL BAK-SNEPPEN DYNAMICS AND P-COMPLETENESS

We have seen in the previous section that the construction of Bak-Sneppen histories can be arranged to be carried out in parallel in a time that is polylog in the length of the history. There are however alternative dynamics for producing histories with the correct statistical properties. In this section we show that two of these dynamics have the property

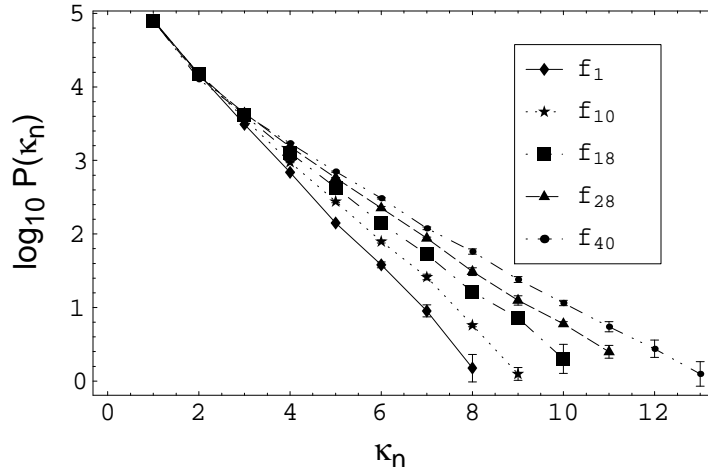


FIG. 5: Histogram of κ_n for several f_n -avalanches.

of P-completeness. The property of P-completeness implies that it is not possible to run these dynamics in parallel in polylog time. The two dynamics considered here are the standard dynamics by which the Bak-Sneppen model is usually defined and a conditional dynamics where explicit values are not assigned to sites until it is necessary. Thus, if we knew only about standard or conditional dynamics we would conclude that the Bak-Sneppen model generates complex histories. Parallel Bak-Sneppen dynamics shares features of both standard dynamics and conditional dynamics.

Although standard Bak-Sneppen dynamics cannot be implemented in parallel in polylog time, in Sec. VIC we show how to use the parallel construction of avalanches to achieve power law speed-up.

A. Standard Bak-Sneppen dynamics

Standard Bak-Sneppen dynamics formalizes the usual approach to generating Bak-Sneppen histories. Initially, the lattice is described by values $\{x_i(0)\}$. A list of numbers $\{y^{(n)} \mid y^{(n)} \in [0, 1], n = 1, 2, \dots, (2d + 1)t_{\max}\}$ controls the dynamics. At each time step, the extremal site is located. The extremal site and its $2d$ neighbors are renewed using the next group of $2d + 1$ y values. Periodic boundary conditions are assumed. Figure 6 shows an example of $d = 1$ standard Bak-Sneppen dynamics. The numbers along the top row of the figure are $\{x_i(0)\}$ and the numbers in the three columns on the right are the groups of y 's. Successive states of the lattice are given in successive rows in the lower left section of the

.84	.21	.19	.37	.52				
.84	.33	.25	.11	.52	.33	.25	.11	
.84	.33	.02	.47	.41	.02	.47	.41	
.84	.72	.92	.81	.41	.72	.92	.81	

FIG. 6: An example of standard Bak-Sneppen dynamics. The initial values are above the horizontal line and time proceeds downward. The numbers $y^{(n)}$ are to the right of the vertical line. During each time step, the extremal site and its two neighbors are renewed by the triple of numbers to the right of the vertical line.

figure. Each row is obtained by aligning the three y values of the row under the minimum x value of the previous row.

B. P-completeness of standard dynamics

P-completeness for a natural decision problem associated with standard Bak-Sneppen dynamics is proved by a reduction from the circuit value problem (CVP).

The inputs of the STANDARD BAK SNEPPEN decision problem are the initial site values, $\{x_i(0)\}$, the renewal numbers, $\{y^{(n)}\}$, a specified site k , time t_{\max} and bound E . The problem is to determine whether $x_k(t_{\max}) < E$.

In order to effect the reduction from CVP we need to show how to build logical gates and wires that carry truth values. We will show how to build AND gates, OR gates and wires in the one-dimensional Bak-Sneppen model. This set of gates allows us to build monotone circuits. Since monotone CVP is P-complete only for non-planar circuits, our construction constitutes a P-completeness proof only after it is extended to $d > 1$ Bak-Sneppen models. After we present the basic construction for $d = 1$ we will discuss how to extend the construction to $d > 1$ and the prospects for proving P-completeness for $d = 1$.

In order to embed a circuit in standard dynamics, most of the sites of the lattice will have the value 1. A truth value is represented by a pair of neighboring sites i and $i + 1$ such that within the pair, one site has the value one and the other has a value less than one. If the left member of the pair is a one the pair represents TRUE, otherwise it represents FALSE. A truth value is activated when its smaller member is the extremal site of the lattice. Once

the truth value is activated, it can be moved by appropriate choice of the triple of y 's. The triple $(1, 1, a)$ where a is a suitable chosen number, $0 < a < 1$ will move a truth value to the right while the triple $(a, 1, 1)$ will move the truth value to the left. AND gates are realized by transporting two truth values next to one another. Suppose that initially, two truth values A and B are next to each other as shown in the Fig. 7. The numbers a, b, b', b'' and c are ordered $a < b < b' < b'' < c$ and, at the time the gate is activated, c is less than all the other numbers in the lattice. The top panel in Fig. 7 shows the situation where $A = \text{TRUE}$ and $B = \text{TRUE}$. Three time steps later, C represented by the middle two sites of the lattice is TRUE. The top panel in Fig. 7 shows the situation where $A = \text{TRUE}$ and $B = \text{FALSE}$ in which case $C = \text{FALSE}$ as desired. The case $A = \text{FALSE}$ and $B = \text{FALSE}$ is the same as $A = B = \text{TRUE}$ except the states in the part of the lattice representing the gate are shifted one lattice constant to the left so that $C = \text{FALSE}$ as desired. The final case $A = \text{FALSE}$ and $B = \text{TRUE}$ is left as an exercise for the reader.

OR gates are slightly more complicated than AND gates. Initially, the truth values are brought together until they are separated by one site as shown in Fig. 8. The numbers are ordered $0 < a < b < b' < b'' < c < c' < c'' < 1$ and, at the time the gate is activated, c'' is less than all the other numbers in the lattice. The top panel in Fig. 8 shows the situation where $A = \text{TRUE}$ and $B = \text{TRUE}$. Six time steps later, C , represented by the second and third columns to the left of the vertical line, is TRUE. The situation $A = \text{FALSE}$ and $B = \text{FALSE}$ is seen to be correct by translational invariance. The case where $A = \text{FALSE}$ and $B = \text{TRUE}$ is shown in the bottom panel of Fig. 8. Verifying the case $A = \text{TRUE}$ and $B = \text{FALSE}$ is left as an exercise for the reader.

We also need a gadget for fan-out. Figure 9 shows how two copies, C and C' can be obtained from A . The figure shows the case where $A = \text{TRUE}$. The case where $A = \text{FALSE}$ is seen to be correct by translational invariance.

Overall timing of the circuits is controlled by the numbers representing truth values and used in gates. Since, at each stage, the smallest number on the lattice is selected, truth values represented by small numbers are activated first. A truth value A that is active, meaning it is represented by a number a that is the minimum number on the lattice, can be put into storage for a pre-determined period by choosing y values $(1, b, 1)$ with b larger than all the values associated with logic variables that are active until A is active again. In this way all the required x and y values can be calculated with a fast parallel computation,

AND GATE

TT

1	a	1	b		1	1	b'
1	1	b'	b		1	1	b'
1	1	b''	1		b''	1	1
1	1	c	1		1	c	1

TF

1	a	b	1		1	1	b'
1	1	b'	b		1	1	b'
1	b''	1	1		b''	1	1
1	c	1	1		1	c	1

FIG. 7: Gadget for AND gate for standard dynamics. The inputs A and B are represented by the two pairs of sites above the horizontal line. The output C is represented by the middle two sites along the bottom row to the left of the vertical line. The various numbers are ordered $0 < a < b < b' < b'' < c < 1$. The top picture shows the situation with both inputs are TRUE yielding an output of TRUE. The bottom picture shows the situation where the left input is TRUE and the right input is FALSE yielding FALSE.

in advance knowing only the activation time of each logic gate.

AND and OR gates, fan-out, timing and wires (transporting truth values) are sufficient for constructing arbitrary monotone Boolean circuits. Since planar monotone circuits are not P-complete, the preceding construction does not show that the $d = 1$ STANDARD BAK SNEPPEN problem is P-complete. It is straightforward to construct all the gadgets and arrange timings within $d > 1$ standard Bak-Sneppen dynamics by simply padding the set of y values with 1's in the directions transverse to the planes in which the action of the gadgets takes place. Since truth values can be transported in any direction, non-planar monotone circuits can be embedded in $d > 1$ Bak-Sneppen systems. The conclusion is that

OR GATE

TT

1	a	1	1	b				
1	1	b'	1	b		1	1	b'
1	1	b'	b''	1		b''	1	1
1	1	c	1	1		1	c	1
1	1	c'	1	1		1	c'	1
1	1	1	c''	1		1	1	c''
1	1	1	c	1		1	c	1

FT

a	1	1	1	b				
1	b'	1	1	b		1	1	b'
1	b'	1	b''	1		b''	1	1
1	c	1	1	1		1	c	1
1	c	1	c'	1		1	c'	1
1	1	c''	c'	1		1	1	c''
1	1	1	c	1		1	c	1

FIG. 8: Gadget for OR gate for standard dynamics. The inputs A and B are represented by the two outer pairs of sites above the horizontal line. The output C is represented by the second and third sites to the left of the vertical line. The various numbers are ordered $0 < a < b < b' < b'' < c < c' < c'' < 1$. The top picture shows the situation with both inputs TRUE. The bottom picture shows the situation where the left input is FALSE and the right input is TRUE, also yielding TRUE.

the $d > 1$ STANDARD BAK SNEPPEN problem is P-complete. Thus there can be no exponential speed-up of standard dynamics through parallelism (unless it should turn out that $\mathbf{P} = \mathbf{NC}$, a highly unlikely prospect). Although the current proof does not yield a P-completeness result for the planar STANDARD BAK SNEPPEN problem, we do not see a general reason preventing the construction of non-monotone circuits and we cannot rule out the possibility that the planar problem is also P-complete.

FAN OUT

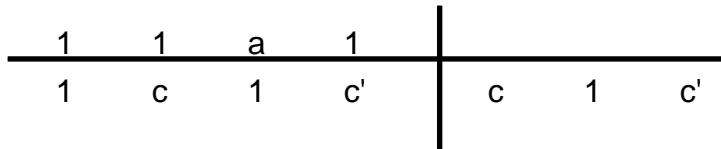


FIG. 9: Gadget for FAN OUT for standard dynamics. The input A is represented by the middle pair of sites above the horizontal line. The outputs C and C' are represented by the two pairs of sites to left of the vertical line. The numbers are ordered $a < c < c'$.

C. Power law speed-up of standard dynamics

At least for $d > 1$, the P-completeness result precludes the possibility of solving the STANDARD BAK SNEPPEN problem in polylog time. Nonetheless we can achieve a sublinear parallel time solution to the problem by invoking the hierarchical construction of avalanches from parallel dynamics. The history produced by standard dynamics can be viewed as a sequence of avalanches and these avalanches can be efficiently constructed from the list of y values using the parallel methods of Sec. IV B. The road block in achieving exponential speed-up for standard dynamics does not lie in the construction of avalanches, rather it is due to the presence of explicit initial values instead of initial probabilities defined by $G(0)$ and made explicit only at the end of construction. The presence of explicit initial values means that the environment of each avalanche is specified and the sequence of gap values cannot be determined in advance of making the avalanches.

The accelerated algorithm for the STANDARD BAK SNEPPEN problem proceeds as follows. The first gap value, $G(0) = f(0)$ is just the minimum among the initial values. The algorithm then calls a parallel avalanche subroutine to produce a $G(0)$ -avalanche from the initial sequence of y values. This avalanche (the full avalanche, not just the backbone) renews the sites that it covers while the rest of the environment is unaffected. At the ending time, t_1 of the $G(0)$ -avalanche, the extremal site is determined and its values determines the next gap value, $G(1) = f(t_1)$. Generally, suppose that the gap increases at times t_k , then $G(k) = f(t_k)$ and the parallel avalanche subroutine is called to produce a $G(k)$ -avalanche using the remaining list of y values. The origin of this avalanche is the extremal site $s(t_k)$ and the avalanche renews all the sites it covers. As the gap approaches the critical value,

f_c , the algorithm becomes increasingly efficient since larger and larger avalanches may be made in parallel.

The parallel avalanche subroutine takes as inputs a gap value G_k and the remaining y values, $\{y^{(n)} | n = (2d + 1)(t_k + 1), \dots, (2d + 1)t_{\max}\}$ values. Its output is the G_k -avalanche that would have resulted if standard dynamics were used with the same sequence of y values. The procedure is similar to that described in Sec. IV B and uses the same hierarchy of f_n -avalanches but care must be taken that the y values are used in the correct order. Each block of $2d + 1$ y values is an f_0 -avalanche. In parallel we must now group this sequence of f_0 -avalanches into f_1 -avalanches. The procedure for grouping avalanches is illustrated using Fig. 3. Each node on the bottom level of the tree represents blocks of $2d + 1$ y values. In parallel we now independently start from each of these nodes and carry out standard dynamics until an f_1 -avalanche is complete. For example, starting from bottom level node 2 it takes two time steps to build an f_1 -avalanche denoted by the 3 on the f_1 level of the tree but it only takes one time step starting from bottom level node 3 since this f_0 -avalanche is also an f_1 -avalanche. The time that standard dynamics must be run to obtain each of the f_1 -avalanches defining the nodes on the f_1 -level is just the maximum in-degree of this level. Thus far we have made f_1 -avalanches starting from each bottom level node, now we must determine which of these avalanches to keep to reproduce the result of standard dynamics acting on the y sequence. The correct f_1 -avalanche to associate with each node in the f_1 -level is the one that includes all of the children of the node. This choice insures that all y values are used. For example, the f_1 -avalanche labeled 3 includes steps 2 and 3 rather than 3 alone.

Having assembled the correct set of f_1 -avalanches we can now group these into f_2 -avalanches and so on. The new ingredient in going from the f_{n-1} to f_n -avalanches when $n > 1$ is that the generalized version of the standard dynamics is used as discussed in Sec. IV B. As before, G_k -avalanches can be constructed in a time that is polylog in the S , the duration of the avalanche.

The speed-up obtained due to the parallel avalanche subroutine can be estimated by the scaling laws for the $\langle S \rangle$ and $f_c - \langle G(t) \rangle$. Up to logarithmic factors, it takes constant parallel time to produce a G -avalanche. Combining Eqs. 1 and 2 we have

$$\frac{dT}{dt} \approx \frac{1}{\langle S \rangle_G} \sim (t/N)^{-\frac{\gamma}{\gamma-1}} \quad (9)$$

where T is parallel time and t is sequential time. Integrating the differential equation yields, $T \sim t^{\frac{1}{\gamma-1}}$ so that power law speed-up is obtained.

The important difference between parallel and standard dynamics is that in parallel dynamics, sites that are not part of avalanches are specified probabilistically until the last stage of the computation while, for standard dynamics, all sites are explicitly determined on each time step. This suggests the idea that an efficiently parallelizable dynamics might result from minimizing the number of explicitly determined values until the last stage of the computation. This idea led to the conditional dynamics described and analyzed in the next two sections.

D. Conditional Bak-Sneppen dynamics

In standard dynamics with the usual choice of initial conditions, lattice sites are assigned random numbers uniformly distributed on $[0, 1]$ and the lattice site with the smallest number is selected for replacement. In parallel dynamics only the backbone is fully specified until the end of the computation. In *conditional dynamics* this idea is carried as far as possible. Extremal space-time points are fully specified and conditions are placed on all other space-time points until the end of the calculation. Conditional dynamics is similar to the Run Time Statistics approach in Ref. 12.

Initially, each site is equally likely to be extremal. A site $s(0)$ is selected at random from among all the sites of the lattice. Suppose there are $N = L^d$ sites on the lattice. The first extremal number, $f(0)$ is chosen from the distribution of the minimum of N numbers distributed uniformly on $[0, 1]$. Although we have not yet assigned numbers to any other sites we now know that these sites are conditioned to be greater than $f(0)$. The next step in the standard Bak-Sneppen process is to renew $s(0)$ and its neighbors with numbers chosen on the interval $[0, 1]$. Again, at this stage, we do not need to explicitly know any of the numbers on the lattice except to say that all the numbers on the lattice except $s(0)$ and its neighbors are randomly chosen in the interval $[f(0), 1]$ while $s(0)$ and its neighbors are randomly chosen on the interval $[0, 1]$. We can characterize the condition on site i at time t by the number $c_i(t)$ which indicates that the random number at site i is chosen from the uniform distribution on the interval $[c_i(t), 1]$. We have that $c_i(1) = 0$ for $s(0)$ and all its neighbors while $c_i(1) = f(0)$ for all other sites. The extremal site $s(1)$ at $t = 1$ is a

weighted random choice among the N sites with site i weighted by $1 - c_i(1)$. The extremal value $f(1)$ is chosen from the distribution of the minimum of N numbers, where the i^{th} number is chosen from the uniform distributions on $[c_i(1), 1]$. The minimum numbers $f(0)$ and $f(1)$ now determine the conditions $c_i(2)$ and so on. Specifically, $s(t)$ and its neighbors are renewed at time $t + 1$ so that $c_i(t + 1) = 0$ for $s(t)$ and its neighbors. For all other sites, $c_i(t + 1) = \max\{f(t), c_i(t)\}$.

One way to implement the selection of the extremal site at time t given the conditions $c_i(t)$ is to assign random numbers $r_i(t)$ on the interval $[0, 1]$ to each space-time point. From these numbers, compute $\tilde{r}_i(t) = c_i(t) + r_i(t)(1 - c_i(t)) \equiv c_i(t) \oplus r_i(t)$. Note that $\tilde{r}_i(t)$ is uniformly distributed on $[c_i(t), 1]$. The extremal site $s(t)$ is the site with the minimum among the \tilde{r} 's and $f(t) = \tilde{r}_{s(t)}(t)$. Note that all the random numbers $r_i(t)$ can be assigned in advance. It is this realization of conditional Bak-Sneppen dynamics that is shown to be P-complete in Sec. VI E.

After the conditional dynamics has run for a time t_{max} we are left with the conditions $\{c_i(t)\}$ together with a list of extremal sites $\{s(t)|t < t_{max}\}$ and extremal values $\{f(t)|t < t_{max}\}$. From these data we can reconstruct a Bak-Sneppen history by working backwards. The approach is very similar to the construction of a full history from the backbone in the parallel dynamics. The final conditions, $\{c_i(t_{max})\}$ can be used to obtain final values: $x_i(t_{max})$ are randomly chosen from the uniform distributions on $[c_i(t_{max}), 1]$. For each i , these final values are then the correct values backwards in time through the latest time when site i is renewed. Suppose site i is last renewed at time $t < t_{max}$ that is $i = s(t - 1)$ or i is a neighbor of $s(t - 1)$. If $i = s(t - 1)$ then $x_i(t - 1) = f(t - 1)$ and this value holds until the next earliest time that i is renewed. If site i is renewed at time t because it is the neighbor of the extremal site $s(t - 1)$ then $x_i(t - 1)$ is chosen from the uniform distribution on $[\max(f(t - 1), c_i(t - 1)), 1]$ and this value holds until the next earliest time that i was renewed. Working backwards in this way a definite Bak-Sneppen history is constructed from the set of extremal values, extremal sites and conditions. It should be noted that the reconstruction of a definite history from the data generated by the conditional dynamics can be carried out in parallel in polylog time.

During conditional dynamics, the values of the c 's become spatially non-uniform however at times when the gap increases, almost all the c 's are equalized. If G increases at time $t - 1$ then for all i , $c_i(t) = G(t - 1)$ except, of course, at the extremal site $s(t - 1)$ and its

neighbors where the c 's are reset to zero.

E. P-completeness of conditional dynamics

P-completeness for conditional dynamics with $d \geq 1$ is proved by a reduction from the monotone circuit value problem. To carry out the reduction we need a way to implement AND and OR gates and non-local fan-out. We will explain how the reduction works for the one-dimensional Bak-Sneppen model. Since non-local fan-out can be implemented, the P-completeness proof holds even for the one-dimensional problem.

The inputs of the CONDITIONAL BAK SNEPPEN decision problem are the initial conditions, $\{c_i(0)\}$, the random numbers, $\{r_i(t)\}$, a specified site k , time t_{\max} and bound E . The problem is to determine whether $c_k(t_{\max}) < E$.

In the reduction from CVP, truth values reside at specified sites and are represented by the values of $c_i(t)$. If $c_i(t) < \epsilon t$, the site has the value TRUE at time t and if $c_i(t) = 1$ the site has the value FALSE. The number ϵ is chosen to be small enough that the total time duration to evaluate the circuit, t_{\max} still yields small values, thus we set $\epsilon t_{\max} < 1/4$. Sites with truth values are separated by background sites where $r_i(t) = c_i(t) = 1$. If site i has an initial truth value this is represented by an initial value, $c_i(0) = 0$ or 1 . Sites that represent outputs of gates or fan-outs have $c_i(0) = 1$.

In addition to sites representing truth values, there is a single site called Φ with values $r_\Phi(t) = \epsilon t$ and $c_\Phi(0) = 0$. A site i carrying a truth value can be *read* at time t by setting $r_i(t) = 0$. If site i is TRUE at time t it is selected since $\tilde{r}_i(t) < \epsilon t$ whereas, if i is FALSE at time t then $\tilde{r}_i(t) = 1$ and Φ is selected at time t .

Finally, for each AND gate and each fan-out, we need two neighboring auxiliary sites κ and λ with $c_\kappa(0) = 0$ and $c_\lambda(0) = 1$.

First, we show how to fan-out a truth value at site A at time t to a new site, A' at time $t + 3$ using the gadget shown in Fig. 10. In Fig. 10, white squares have $r = 1$, black squares have $r = 0$ and gray squares have small but non-zero r values. The gray squares in column Φ have $r_\Phi(t) = \epsilon t$ and the gray square in column λ at time $t + 2$ has $r_\lambda(t + 2) = 3\epsilon/2$. The value of $c_A(t)$ depends on the truth value of A. If A is TRUE then $c_A(t) < \epsilon t$ but if A is FALSE then $c_A(t) = 1$. At time t , site κ is selected. First suppose A is TRUE. Then, since $c_A(t + 1) < \epsilon t$ and $r_A(t + 1) = 0$ we have that site A is selected at time $t + 1$. The selection

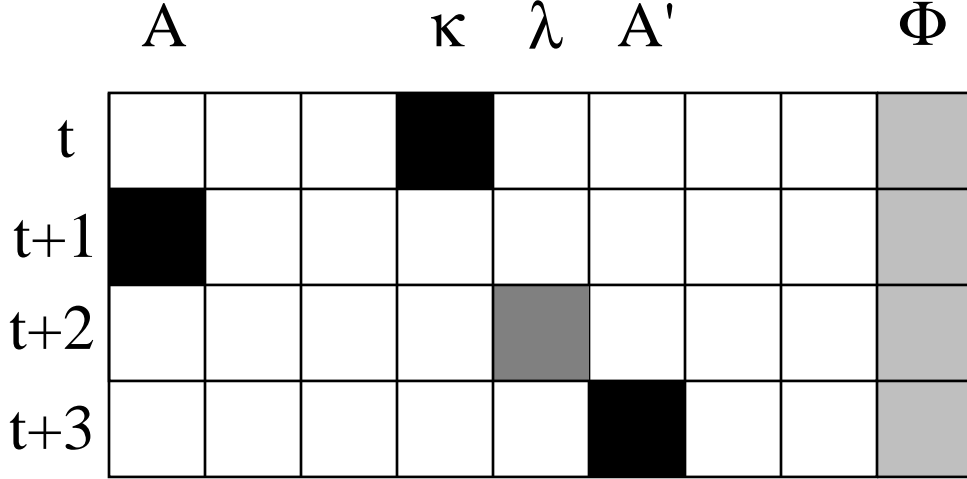


FIG. 10: Gadget for non-local fan-out of truth value at site A to site A'.

of site A means that $c_\lambda(t+2) < \epsilon t$ and therefore, $\tilde{r}_\lambda(t+2) < \epsilon t + (3\epsilon/2)(1 - \epsilon t) < (t+2)\epsilon$ so that site λ is selected at time $t+2$. The selection of λ at time $t+2$ insures that A' is set to TRUE for any time later than $t+2$ since A' is refreshed at time $t+3$ and $c_{A'}(t+3) = 0$. In Fig. 10 we show A' read at time $t+3$ but this is not necessary, it can also read at any time after $t+3$.

Now suppose A is FALSE. Then site Φ is selected at time $t+1$ and, consequently, $\tilde{r}_\lambda(t+2) = (t+1)\epsilon + (3\epsilon/2)(1 - (t+1)\epsilon) > (t+2)\epsilon$. Thus site Φ is selected at time $t+2$ and site A' fails to be refreshed so that $c_{A'}(t+3) = 1$ and A' is FALSE.

The non-local fan-out just described can be easily extended to produce a non-local AND gate as shown in Fig. 11. As before, $r_\lambda(t+3) = 3\epsilon/2$. The inputs A and B may be anywhere on the lattice, and the output $A \wedge B$ appears immediately to the right of the auxiliary sites κ and λ . Suppose first that both A and B are TRUE, then $c_\lambda(t+3) < \epsilon t$ and $\tilde{r}_\lambda(t+3) < \epsilon t + (3\epsilon/2)(1 - \epsilon t) < (t+2)\epsilon$ so that λ is selected at time $t+3$ and $A \wedge B$ is refreshed at time $t+4$. Thus the site $A \wedge B$ is correctly set to TRUE at time $t+4$. On the other hand, suppose that A is FALSE and B is TRUE. Then $\tilde{r}_\lambda(t+3) = (t+1)\epsilon + (3\epsilon/2)(1 - (t+1)\epsilon) > (t+3)\epsilon$. Thus site $A \wedge B$ fails to be refreshed so that $A \wedge B$ is correctly set to FALSE. The other two possibilities for A and B are easily seen to work in the same way.

The OR gate is local in space but non-local in time and is shown in Fig. 12. Initially site $A \vee B$ is set to FALSE however, at time $t+2$, $A \vee B$ is correctly set to A OR B since if either A or B are TRUE, then $A \vee B$ is refreshed and can be selected at any later time to be the

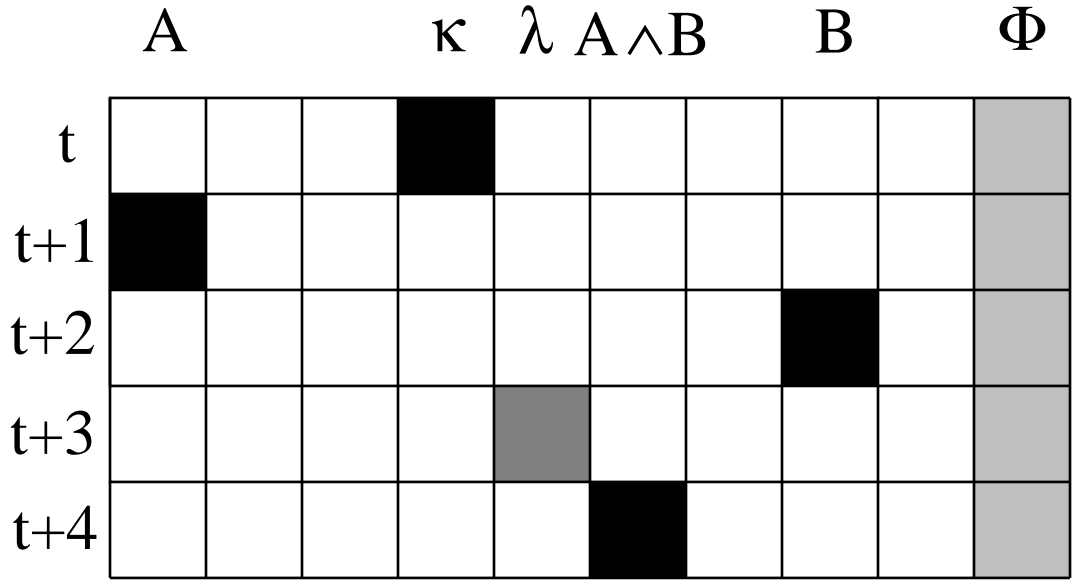


FIG. 11: Gadget for non-local AND gate. Sites A and B may be anywhere in the lattice. At time $t + 4$, site $A \wedge B$ is set to A AND B.

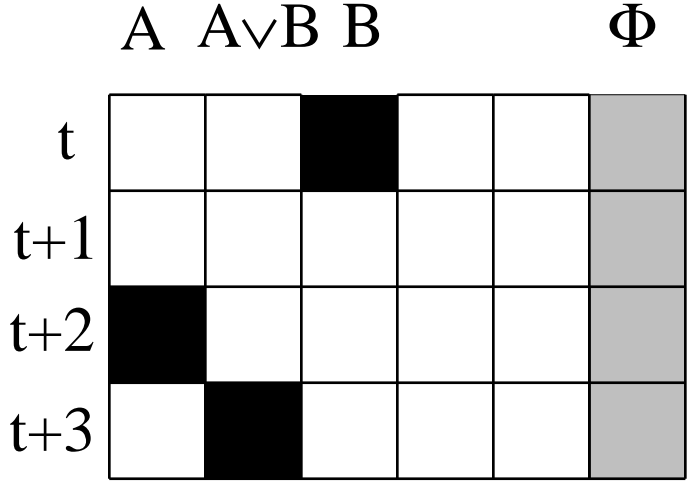


FIG. 12: Gadget for OR gate. At time $t + 3$, site $A \vee B$ is set to A OR B.

input to a fan-out or AND gate. Figure 12 shows A and B read at time t and $t + 2$ however any time separation between the reading A and B is permitted, the only constraint on the OR gate is that both A and B must be read before $A \vee B$ is read.

These gadgets are sufficient to reduce monotone CVP to the one-dimensional CONDITIONAL BAK SNEPPEN problem and show that the latter is P-complete. Note that the non-local character of the gadgets allows non-planar monotone CVP to be reduced to

the one-dimensional problem, in contrast to the situation for standard dynamics where the P-completeness holds only for $d > 1$.

VII. CONCLUSIONS

Our main result is that Bak-Sneppen histories can be efficiently generated in parallel. Specifically, simulations and analytic arguments suggest that a history of length t_{\max} can be simulated on a PRAM with polynomially many processors in average parallel time $\log^{\mathcal{O}(1)} t_{\max}$ with the actual asymptotic behavior close to $\log^2 t_{\max}$. The exponential speed-up achieved by parallelization is the result of re-organizing the history into a nested hierarchy of independent avalanches. The construction of a single \tilde{f} -avalanche can be carried out in average parallel time $\log^{\mathcal{O}(1)}(f_c - \tilde{f})$ which is exponentially less than the expected duration of the avalanche $\langle S \rangle_{\tilde{f}} \sim (f_c - \tilde{f})^{-\gamma}$.

How is it possible to create long range correlations in space and time very quickly in parallel? First of all, it must be emphasized that the ground rules for parallel computation with a PRAM allow for non-local transmission of information in a single time step. To see how space-time correlations can be set up in a parallel time that is polylog in the correlation length or time, consider one step in the hierarchical construction of avalanches. For example, suppose two f_{n-1} -avalanches are concatenated to yield a single f_n -avalanche. The correlation length and time are thereby increased by constant factors in a fixed number of parallel steps. Non-local transmission of information is needed to align the origin of the second f_{n-1} -avalanche with the final extremal site of the first f_{n-1} -avalanche and it is this alignment of the two f_{n-1} -avalanches that increases the correlation length and time. The result is that spatio-temporal correlations grow exponentially in the number of parallel steps.

In the parallel construction, an *independent* collection of f_{n-1} -avalanches are concatenated to form an f_n -avalanche. Nonetheless, Bak-Sneppen avalanches have a temporal structure and exhibit aging [13]. Aging is consistent with the independence of subavalanches for the following reason. The last extremal value in the construction of an f_n -avalanche must exceed f_n and this extremal value is more likely to come from the last f_{n-1} -avalanche used in the construction. Thus, extremal values and other properties of avalanches display aging.

Another example where critical correlations are set up much faster in parallel than might be expected are cluster Monte Carlo algorithms [14, 15] for critical spin systems. Each cluster sweep can be accomplished in polylog parallel time on a PRAM with polynomially many processors using a parallel graph connectivity algorithm. The number of sweeps required to reach equilibrium scales as a small power (typically much less than unity) of the system

size. Thus long range critical correlations are set up in a parallel time that is much less than the correlation length. This is quite different than physically realistic local dynamics where critical correlations require a time that is at least quadratic in the correlation length.

The intuition that Bak-Sneppen histories are generated by an inherently sequentially process is not entirely wrong. In fact, standard Bak-Sneppen dynamics was shown here to be associated with a P-complete decision problem for $d > 1$. Standard dynamics takes as its inputs the initial values on the lattice and a sequence of $(2d + 1)$ -tuples of numbers that are used to renew the extremal site and its neighbors at each time step. The P-completeness result implies that it is almost certainly not possible to parallelize standard dynamics so that the resulting history is generated in polylog time. The key problem that prevents full parallelization of standard dynamics is that all site values are explicitly defined at every step in the construction. In contrast, parallel dynamics does not assign explicit values except in the avalanche backbones until the end of the calculation. For the Bak-Sneppen model, predicting the future starting from explicit initial conditions is harder than sampling a typical history.

Conditional dynamics is a third method for generating Bak-Sneppen histories that has the smallest set of space-time sites explicitly defined until the end of the calculation. Nonetheless, conditional dynamics is also associated with a P-complete decision problem and so cannot be efficiently parallelized. Parallel dynamics shares features in common with both conditional and standard dynamics and is intermediate in the degree to which it avoids explicit specification of site values until the end of the computation.

The results presented here reflect characteristics of the Bak-Sneppen model that are independent of the PRAM model of computation in which they were presented. The primary result of the paper can equivalently be stated in terms of families of Boolean circuits. Specifically, we can envision a hard-wired device composed of logical gates and random bit generators. The gates are wired in a feedforward direction so that, in generating a history, each gate is used only once. When the circuit is activated it produces a statistically correct Bak-Sneppen history. For each system size L and time t_{\max} we need a different circuit. Because of the equivalence of PRAMs and circuit families, our result can be stated in terms of the logical depth of the circuit. Logical depth is the longest sequence of gates between any of the random bit generators and the output representing the history. The existence of an efficient parallel algorithm implies that there is a uniform family of the circuits for generat-

ing Bak-Sneppen histories whose depth scales polylogarithmically in t_{\max} , independent of L . The number of gates in the circuit is bounded by a power of $t_{\max}L$. The actual running time for any real circuit generating Bak-Sneppen histories would, of course, be polynomial and not polylogarithmic in t_{\max} because of the need for wires connecting distant gates required for establishing the long range spatio-temporal correlations.

A variety of non-equilibrium models in statistical physics have been employed to study the spontaneous emergence of complexity. Besides the Bak-Sneppen model, other examples include diffusion limited aggregation [16] (DLA), invasion percolation and sandpiles. Besides their application to specific physical phenomena, these models have a broad appeal because they are governed by simple microscopic rules and yet they display self-organized criticality. It has been argued that they perhaps shed light on far more complex phenomena found, for example, in biology or economics. Surely, however, biological and economic systems generate histories that have polynomial rather than polylogarithmic logical depth. Perhaps one criterion for a model of the spontaneous emergence of complexity is that it should generate histories that require more than polylogarithmic depth to simulate. Neither the Bak-Sneppen model nor invasion percolation [7] satisfy this requirement. On the other hand, both diffusion limited aggregation and the Bak, Tang and Wiesenfeld (BTW) sandpile model [17] are related to P-complete problems [4, 6] which strongly suggests that the clusters or avalanches associated with these models cannot be simulated in polylog depth. However, neither model generates histories much deeper than a power of the system size. In the case of DLA, the cluster size cannot exceed the system size so that the length of the history is bounded by $t_{\max} \leq L^D$ where D is the fractal dimension of the cluster. Sandpile models are well-defined for arbitrarily long times. However, the BTW model has an Abelian property, which allows avalanches to be combined in any order. Thus, it is possible to rearrange long histories so they are generated in polylog parallel time. From a given initial condition, it requires $\mathcal{O}(L^{d+2})$ steps to relax the system [6]. A sequence of avalanches due to randomly dropping sand on single sites can be organized into a binary tree using the same idea as adding numbers in parallel. The result is that a history of length t_{\max} can be simulated in parallel in time $\mathcal{O}(L^{d+2} \log t_{\max})$. By contrast, we find that Bak-Sneppen histories can be simulated in parallel time $\log^{\mathcal{O}(1)} t_{\max}$ independent of system size.

VIII. ACKNOWLEDGEMENTS

This work was supported by NSF grants DMR-9978233. We thank Ray Greenlaw, Cris Moore and Stefan Boettcher for useful discussions.

- [1] P. Bak and K. Sneppen, Phys. Rev. Lett. **71**, 4083 (1993).
- [2] M. Paczuski, S. Maslov, and P. Bak, Phys. Rev. E **53**, 414 (1996).
- [3] J. Machta, J. Stat. Phys. **70**, 949 (1993).
- [4] J. Machta and R. Greenlaw, J. Stat. Phys. **82**, 1299 (1996).
- [5] K. Moriarty, J. Machta, and R. Greenlaw, Phys. Rev. E **55**, 6211 (1997).
- [6] C. Moore and M. Nilsson, J. Stat. Phys. **96**, 205 (1999).
- [7] J. Machta and R. Greenlaw, J. Stat. Phys. **77**, 755 (1994).
- [8] C. H. Papadimitriou, *Computational Complexity* (Addison Wesley, 1994).
- [9] A. Gibbons and W. Rytter, *Efficient Parallel Algorithms* (Cambridge University Press, 1988).
- [10] M. Paczuski, S. Maslov, and P. Bak, Europhys. Lett. **27**, 97 (1994).
- [11] P. Grassberger, Phys. Lett. A **200**, 277 (1995).
- [12] M. Felici, G. Caldarelli, A. Gabrielli, and L. Pietronero, Phys. Rev. Lett. **86**, 1896 (2001).
- [13] S. Boettcher and M. Paczuski, Phys. Rev. Lett. **79**, 889 (1997).
- [14] J.-S. Wang and R. H. Swendsen, Physica A **167**, 565 (1990).
- [15] M. E. J. Newman and G. T. Barkema, *Monte Carlo Methods in Statistical Physics* (Oxford, Oxford, 1999).
- [16] T. A. Witten and L. M. Sander, Phys. Rev. Lett. **47**, 1400 (1981).
- [17] P. Bak, C. Tang, and K. Wiesenfeld, Phys. Rev. Lett. **59**, 381 (1987).