

Heavy-fermion superconductivity in CeCoIn₅ at 2.3 K

C. Petrovic¹, P.G. Pagliuso², M.F. Hundley², R. Movshovich², J.L. Sarrao²,
J.D. Thompson², Z. Fisk^{1,2}, and P. Monthoux³

¹National High Magnetic Field Laboratory,
Florida State University, Tallahassee, FL 32306 USA

²Condensed Matter and Thermal Physics,
Los Alamos National Laboratory, Los Alamos, NM 87545 USA

³Cavendish Laboratory, University of Cambridge, Cambridge CB3 0HE, UK

Abstract

We report the observation of heavy-fermion superconductivity in CeCoIn₅ at $T_c=2.3$ K. When compared to the pressure-induced T_c of its cubic relative CeIn₃ ($T_c\sim 200$ mK), the T_c of CeCoIn₅ is remarkably high. We suggest that this difference may arise from magnetically mediated superconductivity in the layered crystal structure of CeCoIn₅.

Superconductivity is distinct in the correlation often evident between structure and properties: certain crystal structures or substructures favor superconductivity.¹ In particular, what underlies this relationship in the high- T_c cuprates and heavy-Fermion materials, which border so closely on magnetically ordered phases, is of essential interest both fundamentally and in the search for new superconducting materials.^{2,3} For example, fully half of the known heavy-Fermion superconductors crystallize in the tetragonal ThCr_2Si_2 structure, which is also the structure type of the La_2CuO_4 family of high- T_c superconductors.⁴ In the cuprates, there is no consensus on the origin of superconductivity, but their quasi-2D structure and proximity to magnetic order have been shown to be particularly favorable for an unconventional form of superconductivity in which a pairwise attractive interaction among quasiparticles is mediated by magnetic correlations.⁵ Here, we report the discovery of a possible heavy-Fermion analogue of the cuprates, a new layered superconductor CeCoIn_5 , with the highest known ambient-pressure superconducting transition temperature T_c in the class of heavy-Fermion materials.

Heavy Fermion superconductors are materials in which superconductivity emerges out of a normal state with strong electronic correlations. The presence of an appropriate magnetic ion – in this case Ce – enhances the effective mass m^* of conduction electrons by several orders of magnitude.⁶ In the more than twenty years since the first heavy Fermion superconductor was discovered (CeCu_2Si_2),⁷ only one other Ce-based material has been found that unambiguously shows superconductivity at ambient pressure: CeIrIn_5 .⁸ Both of these materials exhibit rather complex phenomena and/or metallurgy, making their study challenging. The ground state of CeCu_2Si_2 can be either antiferromagnetic or superconducting depending on very small changes in unit-cell

volume or composition;⁹ CeIrIn₅ shows zero resistivity near 1 K but does not produce a thermodynamic signature of superconductivity until 0.4 K.⁸ Although the complexity of these materials is a direct manifestation of the richness of their physics, our fundamental understanding of the nature of heavy-Fermion superconductivity would profit substantially from the existence of a simpler example. CeCoIn₅ appears to be such a material.

CeCoIn₅ forms in the tetragonal HoCoGa₅ crystal structure with lattice constants $a=4.62 \text{ \AA}$ and $c=7.56 \text{ \AA}$.¹⁰ The structure is built up of alternating layers of CeIn₃ (a heavy Fermion antiferromagnet in which superconductivity can be induced with applied pressure³) and ‘CoIn₂,’¹¹ and is analogous to its isostructural relatives CeRhIn₅¹² and CeIrIn₅.⁸ Single crystals of CeCoIn₅ were synthesized from an In flux by combining stoichiometric amounts of Ce and Co with excess In in an alumina crucible and encapsulating the crucible in an evacuated quartz ampoule. Because of the deep eutectic formed between Ce and Co and the strong phase stability of CeIn₃, growth of CeCoIn₅ appears to be optimized in dilute (3 at% Ce) melts with a two-stage cooling process – an initial rapid cooling from 1150 C, where the molten material is homogenized, to 750 C and then a slower cool to 450 C, at which point the excess flux is removed with a centrifuge. The resultant crystals are well-separated, faceted platelets with characteristic dimensions 3 mm x 3 mm x 0.1 mm.

Figure 1 shows the magnetic susceptibility χ and electrical resistivity ρ of CeCoIn₅. The magnetic susceptibility is anisotropic, with χ larger for a magnetic field applied along the tetragonal c-axis. The rapid upturn at low temperature for $\chi \parallel c$ is intrinsic and is a common feature of the CeMIn₅ materials (see Figure 3 below). At high

temperatures ($T > 200$), χ^{-1} is linear in temperature and a paramagnetic Weiss temperature of -83 K (-54 K) is found when the magnetic field is applied parallel (perpendicular) to the c -axis. The effective moment obtained from a polycrystalline average of these data is $2.59 \mu_B$, consistent with the free-ion expectation for Ce^{+3} ($2.54 \mu_B$). The resistivity of $CeCoIn_5$ is typical of heavy-Fermion materials: weakly temperature dependent above a characteristic temperature, here ~ 30 K, followed by a rapid decrease at lower temperature. This behavior is generally attributed to a crossover from strong, incoherent scattering of electrons at high temperature to the development of strongly correlated Bloch states at low temperature. Below ~ 20 K the resistivity of $CeCoIn_5$ is nearly linear in temperature, a functional dependence found commonly in magnetically mediated superconductors and frequently associated with proximity to a quantum critical point.³ The low value of ρ at 2.5 K ($3 \mu\Omega\text{cm}$) indicates minimal defect scattering. The inset of Figure 1 reveals clear evidence for superconductivity: zero resistance and full-shielding diamagnetism is achieved at 2.3 K.

The specific heat divided by temperature for $CeCoIn_5$ is shown in Figure 2. For $T > 2.5$ K, the large value of $C/T = 290 \text{ mJ/molK}^2$ indicates substantial mass renormalization ($C/T = \gamma \propto m^*$). At T_c a surprisingly large jump in heat capacity is observed. The inferred value of $\Delta C/\gamma T_c = 4.5$ suggests extremely strong coupling. (The expectation for a weak-coupling superconductor is $\Delta C/\gamma T_c = 1.43$.¹³) However, application of a magnetic field of 50 kOe along the c -axis suppresses superconductivity and reveals that entropy is conserved between the normal and superconducting states by 2.3 K because of the continued increase of C/T with decreasing temperature. Because there is presently no theory of superconductivity that directly accounts for a temperature dependent γ below T_c , this effect calls into question simple estimates of whether $CeCoIn_5$

is a weak- or strong-coupling superconductor. The enhanced normal-state γ ($\sim 1\text{J/molK}^2$) in 50 kOe is also clear evidence that CeCoIn₅ is indeed a heavy Fermion material. The temperature dependence of C below T_c is non-exponential, suggesting the presence of nodes in the superconducting gap. (Power law fits of the form $C/T = \gamma_0 + aT^x$ at low temperature yield $\gamma_0 \sim 0.04\text{ J/molK}^2$ and $x \sim 1$, with the precise value of x depending on the range of temperatures fitted.) Both the size of the jump at T_c and the field-induced normal state temperature dependence of C/T at low temperature (below the zero-field T_c) are reminiscent of UBe₁₃, another heavy Fermion superconductor.¹⁴

The inset of Figure 3 presents an H-T phase diagram for CeCoIn₅. For both heat capacity and resistivity measurements, the magnetic field is applied parallel to the c-axis. Because of the large ΔC at the superconducting transition, one might suspect that the observed superconductivity is parasitic to a magnetic phase. However, the onset of zero resistance tracks the heat capacity feature identically as a function of field, and the observed transitions remain sharp at the highest fields, arguing against a co-existing magnetic phase. Additional resistivity measurements with $H \perp c$ reveal an upper-critical-field anisotropy of at least a factor of two.

CeCoIn₅ appears to be a comparatively simple realization of heavy-Fermion superconductivity with T_c=2.3 K. But, why should T_c in this material be over a factor of two higher than that of CeCu₂Si₂ or CeIrIn₅ and ten times that of CeIn₃? Furthermore, how does one rationalize the existence of three heavy-Fermion superconductors (CeRhIn₅ under pressure, CeIrIn₅, and CeCoIn₅) in the same structure type?

Recent model calculations¹⁵ for magnetically mediated superconductivity suggest a possible answer. While the origin of superconductivity in heavy-Fermion materials is unknown, there is growing evidence that it is magnetically mediated^{3,4}. This seems to be the case as well in the CeMIn₅ family. The appearance of superconductivity in CeRhIn₅ as magnetism is suppressed by pressure certainly suggests that spin fluctuations are important. Similarly, the power-law dependence of specific heat in CeCoIn₅ (Fig. 2) and CeIrIn₅ is a hallmark of an unconventional gap function with nodal structure.

For magnetically mediated superconductivity on the border of antiferromagnetism, the pairing interaction is long-ranged and oscillatory in space. In some regions it is attractive but in others repulsive, and therefore tends to cancel on average. Although this might at first sight rule out the possibility of high T_cs resulting from such an interaction, it is possible to construct a Cooper-pair wavefunction that only has a significant probability in regions where the oscillatory potential is attractive. The repulsive regions of the potential are neutralized and calculations show that, within Eliashberg theory, magnetic pairing can be strong enough to explain high T_cs as high as those observed in the cuprates.^{5,16}

In these calculations, quasi-2D tetragonal or orthorhombic crystal structures with a nearly half-filled band, a large Fermi surface, and nearly commensurate antiferromagnetic correlations are essential for producing high T_cs. The choice of a Cooper-pair wavefunction with nodes along the diagonals $x=\pm y$ and opposite phase along the x and y directions almost perfectly matches the oscillations of the pairing potential. The situation is quite different for 3D cubic crystal structures. In this case one needs to match the oscillations of the pairing potential not only in the x-y plane but also in the x-z

and y - z planes. By analogy with the quasi-2D case, to match the oscillations in the x - y plane, the Cooper-pair wavefunction must change sign upon a 90 degree rotation about the z -axis. Suppose that the Cooper pair wavefunction is positive along the x -axis and negative along the y -axis. In order to achieve the same effect in the x - z plane, the Cooper-pair wavefunction must be negative along the z -axis. But the need to match the oscillations of the pairing potential in the y - z plane as well requires the Cooper-pair wavefunction to be positive along the z -axis. Thus, it is not possible to avoid cancellations resulting from the oscillatory nature of the pairing potential and lower values of T_c are expected.

There is another effect that favors magnetically mediated superconductivity in quasi-2D over 3D systems. When the magnetism is quasi-2D, there is a line of soft magnetic fluctuations in the Brillouin zone, whereas there is only a point when the magnetism is fully 3D. This leads to an enhanced coupling to the magnetic fluctuations in quasi-2D systems relative to their 3D counterparts. This not only favors higher transition temperatures in quasi-2D materials but also greater robustness of pairing to material imperfections and other competing interaction channels such as electron-phonon scattering.

Although the intrinsic electronic anisotropy in the CeMIn_5 materials remains to be determined definitively, structural layering should produce electronic and magnetic states that are less 3D than in cubic CeIn_3 . Preliminary de Haas-van Alphen (dHvA) and nuclear quadrupole resonance measurements are beginning to confirm this intuition.^{17,18} The anisotropy of H_{c2} in CeCoIn_5 provides evidence for electronic anisotropy of at least a factor of four (simple models estimate $m_a^*/m_c^* \sim (H_{c2}^a/H_{c2}^c)^2$), and dHvA measurements

reveal that the Fermi surface of CeCoIn₅ is substantially more two-dimensional than that of CeIn₃ and to a lesser extent than that of CeRhIn₅ or CeIrIn₅.¹⁹

The relevant temperature scale for magnetically mediated superconductivity is T_{sf} , the characteristic spin fluctuation temperature. An estimate of T_{sf} comes from γ , which typically is assumed to scale as $1/T_{sf}$. Among the CeMIn₅ family, γ at T_c increases monotonically from 290 to 400 to 750 mJ/molK² in the sequence M=Co, Rh, Ir, and T_c decreases as expected in the same sequence. An apparently related trend is seen in Figure 4, in which we show anisotropic magnetic susceptibility data for the CeMIn₅ (M = Rh,Ir,Co) materials. These data suggest that members of this family are related and that some parameter relevant to superconductivity is being optimized as the c-axis susceptibility evolves from M=Rh (antiferromagnetic with largest χ_c) to M=Co (superconducting with highest T_c). Thus one seems to have found at least a local optimization for magnetically mediated superconductivity in CeCoIn₅ intrinsically, whereas tuning with pressure is required for CeRhIn₅ to reach a comparable T_c . Measurements of $\chi \parallel c$ for CeRhIn₅ as a function of pressure would be valuable in further establishing this point.¹²

From a more global perspective, CeCoIn₅ also appears to display a rather optimized version of magnetically mediated superconductivity. The same Eliashberg treatment of magnetically mediated superconductivity discussed above predict that T_c s of order 20-30% of T_{sf} are the best one can hope to achieve.¹⁵ This prediction is consistent with experience in the cuprates where T_c s of order 100 K are achieved relative to T_{sf} s of order 700 K (i.e., $T_c/T_{sf} \sim 0.14$).⁵ Based on both the value of heat capacity γ and the position in temperature of the maximum in resistivity, one can deduce $T_{sf} \sim 10$ K for the

CeMIn₅ materials, so that in CeCoIn₅ one achieves $T_c/T_{sf} \sim 0.2$, a value comparable to that achieved in the cuprates and quite close to the maximum expected value. In contrast, cubic CeIn₃ achieves a T_c of only 0.2 K despite a T_{sf} in the range 50 – 100 K (so that $T_c/T_{sf} \sim 0.002$).^{3,20}

Finally, we conclude on a speculative note. Some instability generally limits how high T_c can be in a structurally related family (e.g., the series Nb₃Sn, Nb₃Ge, Nb₃Si).²¹ That the properties of CeCoIn₅ are relatively simple perhaps suggests that even higher T_c members of this family remain to be found. In Ce-based materials, the spin-fluctuation temperature tends to be low because of the narrow f-bands. In order to increase T_{sf} and hence T_c , one would like to move to d-band metals, because they typically have wider bandwidths and hence much larger T_{sf} 's. A d-electron analogue of CeCoIn₅ with a much higher T_c may be awaiting discovery.

We thank A.V. Balatsky, L.P. Gor'kov, M.J Graf, G.G. Lonzarich, and D. Pines for valuable conversations. This work was stimulated in part by a workshop sponsored by the Institute for Complex Adaptive Matter, supported by the NSF and FAPESP, and performed under the auspices of the U.S. Dept. of Energy.

References

1. Matthias, B.T. 1955 *Phys. Rev.* **97** 75
2. Anderson, P.W. 2000 *Science* **288** 480

Laughlin, R.B. and Pines D. 2000 *Proc. Natl. Acad. Sci. USA* **97** 28
3. Mathur, N.D., *et al* 1998 *Nature* **394** 39
4. Heffner, R.H. and Norman, M.R. 1996 *Comments Condens. Matter Phys.* **17** 361
5. Monthoux, P. and Pines, D. 1992 *Phys. Rev. Lett.* **69** 961
6. Fisk, Z., *et al* 1988 *Science* **239** 33
7. Steglich F., *et al* 1979 *Phys. Rev. Lett.* **43** 1892
8. Petrovic, C., *et al* 2001 *Europhys Lett.* **53** 354
9. Gegenwart, P., *et al* 1998 *Phys. Rev. Lett.* **81** 1501
10. Kalychak, Ya. M., Zarembo, V.I., Baranyak, V.M., Bruskov, V.A., and Zavalii, P. Yu. 1989 *Russ. Metall.* **1** 213
11. Grin, Yu. N., Yarmolyuk, Ya. P., and Gladyshevskii, E.I. 1979 *Sov. Phys. Crystallogr.* **24** 137
12. Hegger, H., *et al* 2000 *Phys. Rev. Lett.* **84** 4986

13. See, for example, Tinkham, M. 1975 *Introduction to superconductivity* (McGraw-Hill, New York)
14. Ott, H.R., *et al* 1984 *Phys. Rev. Lett.* **52** 1915
15. Monthoux, P. and Lonzarich, G.G. 1999 *Phys. Rev. B* **59** 14598

Monthoux, P. and Lonzarich, G.G. 2001 *Phys. Rev. B* **63** 054529
16. Ueda, K., Moriya, T., and Takahashi, Y. 1992 *J. Phys. Chem. Solids* **53** 1515
17. Curro, N.J., *et al* 2000 *Phys. Rev. B* **62** 6100
18. Cornelius, A.L., *et al* 2000 *Phys. Rev. B* **62** 14181
19. Hall, D., *et al* to be published
20. Lawrence, J.M and Shapiro, S.M. 1980 *Phys. Rev. B* **22** 4379
21. Testardi, L.R. 1975 *Rev. Mod. Phys.* **47** 637

Figure Captions

Figure 1. Magnetic susceptibility and electrical resistivity of CeCoIn₅. Susceptibility is measured in a 1-kOe field applied parallel (circles) or perpendicular (squares) to the c axis of CeCoIn₅ using a SQUID magnetometer. The inset shows zero-field-cooled magnetic susceptibility (circles) as a fraction of $1/4\pi$ measured in 10 Oe and resistivity (triangles) in the vicinity of the superconducting transition.

Figure 2. Specific heat divided by temperature versus temperature for CeCoIn₅. For both the zero-field (open squares) and 50-kOe (solid circles) data, a nuclear Schottky contribution, due to the large nuclear quadrupole moment of In, has been subtracted. The inset shows the entropy recovered as a function of temperature in the superconducting (open squares) and field-induced normal (solid circles) states.

Figure 3. Magnetic field-temperature phase diagram of CeCoIn₅. The filled diamonds correspond to specific heat measurements, and the open diamonds were determined by electrical resistivity. In both cases magnetic field was applied along the c axis of the sample.

Figure 4. Anisotropic magnetic susceptibility of CeRhIn₅ (circles), CeIrIn₅ (squares), and CeCoIn₅ (triangles) measured in 1 kOe. The susceptibility perpendicular to the c-axis (open symbols) is independent of M, whereas the susceptibility parallel to the c-axis (filled symbols) decreases and changes in character as ambient-pressure T_c increases.

Fig. 1 Petrovic, *et al.*

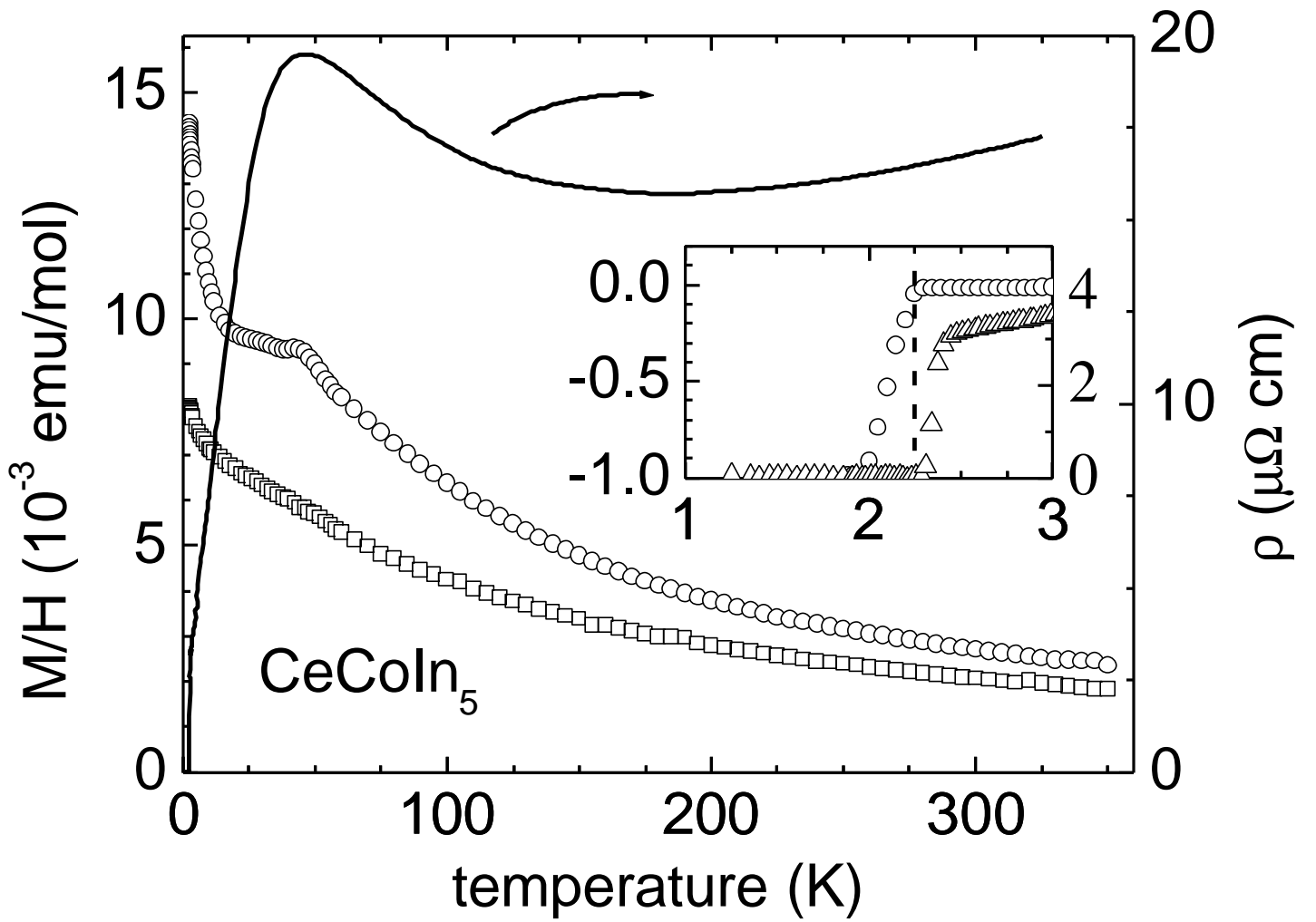


Fig. 2 Petrovic, *et al.*

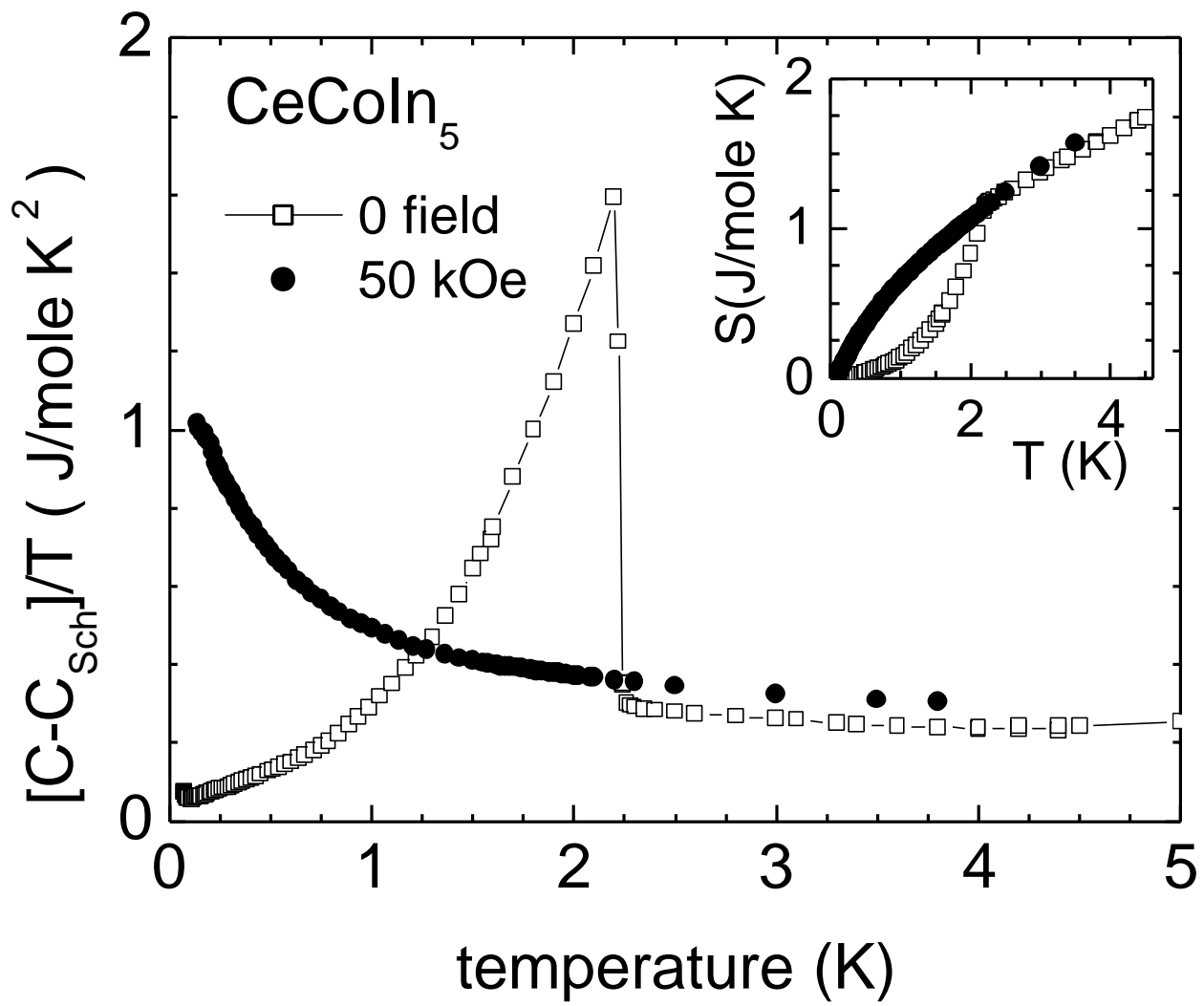


Fig. 3 Petrovic, et al.

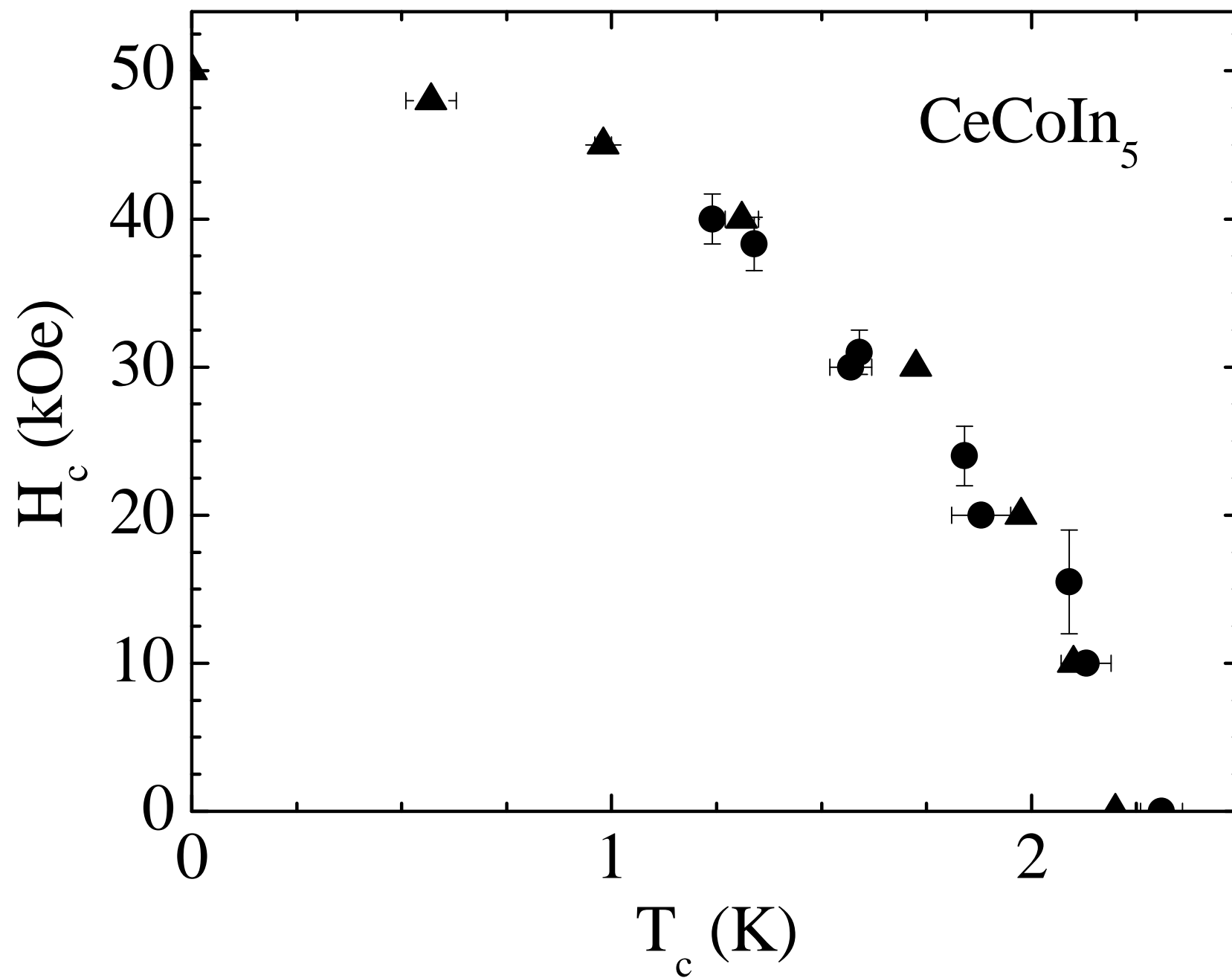


Fig. 4 Petrovic, *et al.*

