

Energy Gap from Tunneling and Metallic Sharvin Contacts onto MgB_2 : Evidence for a Weakened Surface Layer

Herbert Schmidt,^{1,2} J.F. Zasadzinski,^{1,2} K.E. Gray,¹ D.G. Hinks¹

¹Materials Sciences Division, Argonne National Laboratory, Argonne, IL 60439

²Physics Division, Illinois Institute of Technology, Chicago, IL 60616

(February 21, 2001)

Point-contact tunnel junctions using a Au tip on sintered MgB_2 pellets reveal a sharp superconducting energy gap that is confirmed by subsequent metallic Sharvin contacts made on the same sample. The peak in the tunneling conductance and the Sharvin contact conductance follow the BCS form, but the gap values of 4.3 meV are less than the weak-coupling BCS value of 5.9 meV for the bulk T_c of 39 K. The low value of Δ compared to the BCS value for the bulk T_c is possibly due to chemical reactions at the surface.

PACS numbers: 75.30.Vn, 75.30.Et, 75.60.-d

The surprising discovery [1] of superconductivity in a known, simple binary compound, MgB_2 , with a high T_c of 39 K has initiated a flurry of activity to understand its properties. A significant isotope effect [2] strongly implies that phonon coupling is important for the mechanism. To complete this picture, one should observe strong-coupling effects in the electron tunneling density of states and connect them via the Eliashberg theory to the recently measured [3] phonon density of states.

We report here on point-contact tunnel junctions using a Au tip on sintered MgB_2 pellets that reveal a sharp energy gap, Δ , of 4.3 meV, a value that is confirmed by subsequent metallic Sharvin contacts [4] made on the same sample. The peak in the tunneling conductance follows a thermally smeared BCS density of states for $T \sim 4.2$ K. The contact resistances varied from ~ 10 to 1200Ω with the higher values showing tunneling characteristics that exhibit a superconducting gap at low voltages and at high voltages relatively low noise and only a small parabolic conductance correction that implies a high-quality tunneling barrier with a height significantly above 100 meV. Thus these junctions are attractive candidates to explore strong-coupling effects. Initial STM reports exhibit significantly smaller gaps [5] or larger in-gap currents and much greater smearing [6].

An additional advantage of point-contact tunneling is in its ability to form metallic Sharvin contacts, made *in situ* using the same sample and Au tip. The increased conductance below Δ in metallic Sharvin contacts is due to Andreev reflections [7], that are an unmistakable feature of superconductivity, whereas well-developed gap structures in point-contact tunneling and STM could be due to other effects, like charge-density waves [8] or small-particle charging [9]. We find such a conductance increase in our metallic Sharvin contacts that is quite sharp, close to the theoretical prediction [7] and gives a fit value of $\Delta = 4.3$ meV that is identical to our tunnel junctions. However, in both cases, Δ is less than the weak-coupling BCS value of 5.9 meV for the bulk T_c of 39 K, and possible explanations are discussed below.

The MgB_2 sample was synthesized from high purity

3 mm diameter Mg rod and isotopic ^{11}B (Eagle Picher, 98.46 atomic % ^{11}B). The Mg rod was cut into pieces about 4 mm long and mixed with the -200 mesh ^{11}B powder. The reaction was done under moderate pressure (50 bars) of UHP Argon at 850°C . At this temperature the gas-solid reaction was complete in about one hour. The sample was contained in a machined BN crucible (Advanced Ceramics Corp. grade HBC) with a close-fitting cover. There was no reaction between the BN crucible and the reactants at the synthesis temperature. X-ray diffraction showed no impurity peaks in the powder. The pellets were made by compacting the synthesized powder in a steel die at ~ 3 Kb and refiring under the same conditions used for the synthesis.

Figure 1 shows the current, I , and the differential conductance, dI/dV , plotted against voltage V at a temperature, $T \sim 4.2$ K. Included is a fit to the thermally-

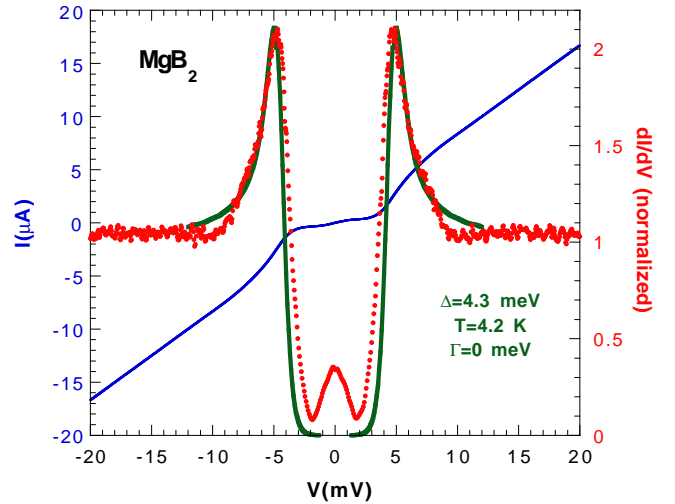


FIG. 1. For a particular point-contact tunnel junction between a Au tip and a sintered sample of MgB_2 , the current (thin line) and the differential conductance (small dots) are plotted against voltage V at a temperature, $T \sim 4.2$ K. Included is a fit (thick line) to the thermally-smeared BCS density of states for $T = 4.2$ K.

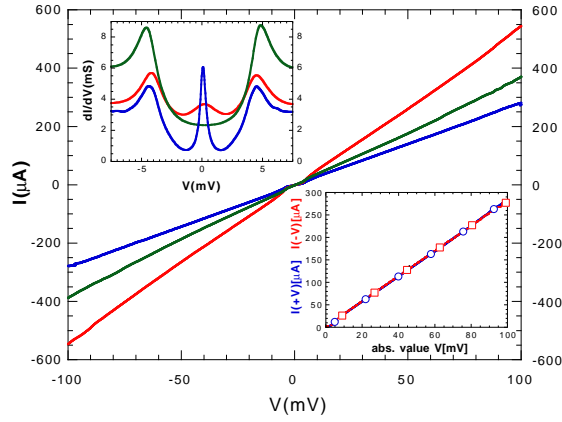


FIG. 2. The main panel shows a few more of the large number of tunneling junctions made. The data exhibit only a small parabolic term in the high-voltage conductance that implies a high-quality tunneling with a barrier height significantly above 100 meV. Upper inset: the low-voltage conductance peaks show a consistent gap of order 4 – 4.5 meV, but the sub-gap conductivity and zero-bias structure varies. Lower inset: symmetry of the data with respect to the voltage-bias polarity is shown by a plot of $|I|$ against $|V|$ for both polarities.

smear BCS density of states for $T = 4.2$ K, $\Delta = 4.3$ meV and without a smearing parameter, Γ . Although the agreement in the peak region is acceptable, it is possible that slight sample inhomogeneities affect the width and height of the conductance peaks. An excess current is seen at zero bias and that can also affect the agreement below the peak voltage.

Figure 2 shows a few more of the large number of tunneling junctions made. Out to voltages of 100 meV, these low-resistance point-contact tunnel junctions appear electrically stable and show no evidence of heating effects or dielectric breakdown: thus the native barrier is suitable for sensitive spectroscopy measurements. The data exhibit only a small parabolic term in the high-voltage conductance (~ 20 % increase at 100 meV) that implies a high-quality tunneling barrier with a height significantly above 100 meV. It is of interest to compare this to artificial MgO tunneling barriers that have shown [10] excellent tunneling spectra and conductance increases of $\sim 10 - 15$ % at 65 meV. Thus it is possible that the native barrier on our MgB₂ pellets is MgO. Strong-coupling effects due to VN phonons (~ 1 % conductance changes) were readily observed in these large area (VN-MgO-Pb) junctions [10]. Thus these point-contact junctions on MgB₂ are attractive candidates to explore strong-coupling effects over the entire phonon spectrum that may extend up to ~ 100 meV. The upper inset of Fig. 2 shows that the conductance peaks at the gap are all of order 4.5 – 5 meV, but the sub-gap conductivity and zero-bias structure varies. The data are highly symmetric with respect to the voltage-bias polarity, as seen in the lower inset to Fig. 2 that plots $|I|$ against $|V|$ for both polarities. This result does not particularly

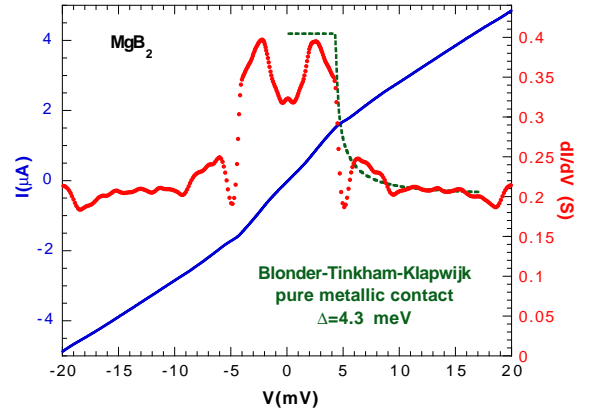


FIG. 3. An equally sharp gap feature (also at $\Delta = 4.3$ meV) is seen in the metallic Sharvin contacts, that exhibit an $I - V$ curve (solid line) and conductance curve (small dots) that is quite close to the theoretical prediction [7] (dashed line). The dip at zero bias is similar to that seen [14] in metallic Sharvin contacts made on YBa₂Cu₃O₇ single crystals.

support the theory of hole superconductivity [11].

The observation of a conductance peak at zero bias deserves further discussion, especially in light of the fact that such peaks are used [12] as evidence for a d -wave gap symmetry in the high- T_c cuprates (HTS). The peaks in HTS junctions arise from Andreev bound states that develop when quasiparticles scatter off a vacuum interface and change the sign of the order parameter as might occur for d -wave symmetry [13]. However, this effect can be ruled out as an explanation of our data because of the junction to junction variation seen in the upper inset of Fig. 2 and the very sharp coherence peaks found at the gap voltage. The Andreev bound state peak removes spectral weight from the coherence peaks and thus they should appear considerably broadened as is found experimentally [12] in HTS junctions and is predicted theoretically [13]. However, as we have shown, our conductance peaks are fit very well by an s -wave, BCS density of states, broadened by little more than would be expected from thermal smearing alone. Examination of the $I - V$ characteristics in Fig. 1 suggests the appearance of a Josephson-like origin for the zero-bias conductance peak. Thus a more likely explanation is a parallel conductance channel, perhaps from a filamentary piece of the MgB₂ that has a low-resistance ohmic contact to the Au tip and contacts the bulk MgB₂ with a higher-resistance Josephson junction. When the critical current of this contact is exceeded, its large normal-state resistance is shunted by the SIN junction.

In addition to the tunneling junctions, manipulation of the Au tip could produce the characteristics shown in Fig. 3 of a metallic Sharvin contact [4,7]. Whereas gaps in point-contact tunneling and STM could be due to other effects like charge-density waves [8] or small-particle charging [9], the increased conductance below Δ

in metallic Sharvin contacts is an unmistakable feature of superconductivity, due to Andreev reflections [7]. We find an equally sharp gap feature (also at $\Delta = 4.3$ meV) in the metallic Sharvin contacts, and a conductance curve that is quite close to theory [7] (dashed line) that predicts a factor of two conductance change. The dip at zero bias is similar to that seen [14] in metallic Sharvin contacts made on $\text{YBa}_2\text{Cu}_3\text{O}_7$ single crystals.

Since the energy gap value is quite robust in a number of junctions and by two techniques, the fact that Δ is consistently smaller than the BCS weak-coupling limit must be taken seriously. In addition, recent NMR results [15] imply the bulk gap is $\sim 40\%$ higher than the weak-coupling BCS value. A possible cause of the small Δ is a lower T_c on the surface. Weak-coupling BCS theory would require $T_c \sim 30$ K in our case and about 14 K for Ref. [5]. One possibility is a proximity effect with a thin layer that is metallic but with a much lower T_c . However, this would be expected to give additional structure [16] in the conductance curve at the bulk gap and our data shows no consistent evidence for this. Chemical modifications of the surface (e.g., MgB_2 reacts with water) can potentially produce a layer with a lower T_c and a BCS-like density-of-states. If the layer is thick enough the proximity effect becomes secondary. A possible scenario is linked to the high tunneling barrier that is reminiscent of materials like MgO . Since Mg dopes the B layers, any loss of Mg in the near-surface regions, to form a MgO cap layer, could lead to lower T_c and thus Δ . Hydrogen, or OH^- , must be implicated at least as a catalyst, e.g., H^+ could enter the compound interstitially or as a replacement for missing Mg^{2+} in the MgB_2 structure. It should be pointed out that this would be strictly a surface effect, since Mg vacancies are not stable defects in the bulk [17]. Chemically modified surfaces could also explain the sample-dependent variations of Δ (4.3 meV here and 2.0 meV in Ref. [5]).

In summary, a well-defined relatively sharp energy gap feature at 4.3 meV is seen consistently in metallic Sharvin contacts and high-quality (high-barrier) tunnel junctions. Each are consistent with a BCS density of states that is at most only very slightly smeared. The low value of Δ compared to the bulk T_c is possibly due to a chemically-modified surface layer that could also weaken the intergrain coupling of sintered samples [18]. In order to investigate the intrinsic phonon coupling in bulk MgB_2 by tunneling, this weakened surface layer must be eliminated. Our observation of a robust native barrier on MgB_2 could have positive implications for devices, especially if thin films become available.

This research is supported by the U.S. Department of Energy, Basic Energy Sciences—Materials Sciences, under contract # W-31-109-ENG-38.

-
- [1] J. Nagamatsu, N. Nakagawa, T. Muranaka, Y. Zenitani and J. Akimitsu, submitted to *Nature*.
 - [2] S.L. Bud'ko, G. Lapertot, C. Petrovic, C.E. Cunningham, N. Anderson and P. C. Canfield, *cond-mat/0101463*; and D.G. Hinks, H. Claus and J.E. Jorgensen, unpublished.
 - [3] R. Osborn *et al.*, unpublished.
 - [4] Y.V. Sharvin, *Zh. Eksp. Teor. Fiz.* **48**, 984 (1965) [*Sov. Phys. - JETP* **21**, 655 (1965)].
 - [5] G. Rubio-Bollinger, H. Suderow and S. Vieira, *cond-mat/0102242*.
 - [6] G. Karapetrov, M. Iavarone, W.K. Kwok, G.W. Crabtree and D.G. Hinks, *cond-mat/0102312*.
 - [7] G.E. Blonder, M. Tinkham and T.M. Klapwijk, *Phys. Rev. B* **25**, 4515 (1982).
 - [8] H. Haifeng and Z. Dianlin, *Phys. Rev. Lett.* **82**, 811 (1999).
 - [9] K. Mullen, E. Ben-Jacob and S. Ruggiero, *Phys. Rev. B* **38**, 5150 (1988).
 - [10] N. Tralshawala, J.F. Zasadzinski, L. Coffey, W. Gai, M. Romalis, Q. Huang, R. Vaglio and K.E. Gray, *Phys. Rev. B* **51**, 3812 (1995).
 - [11] J.E. Hirsch and F. Marsiglio, *Phys. Rev. B* **62**, 15131 (2000), J.E. Hirsch, *cond-mat/0102115*.
 - [12] M. Aprili, M. Covington, E. Badica and L.H. Greene, *Physica B* **284**, 1864 (2000).
 - [13] M. Fogelstrom, D. Rainer and J. A. Sauls, *Phys. Rev. Lett.* **79**, 281 (1997).
 - [14] K.E. Gray, E.R. Moog and M.E. Hawley, in *International Discussion Meeting on High T_c Superconductors*, ed. H. Weber, (Plenum, New York, 1988), p. 221-224.
 - [15] H. Kotegawa, K. Ishida, Y. Kitaoka, T. Muranaka and J. Akimitsu, *cond-mat/0102334*.
 - [16] W.L. McMillan, *Phys. Rev.* **175**, 537 (1968).
 - [17] D.G. Hinks, B. Dabrowski and J.E. Jorgensen, unpublished.
 - [18] Although Larbalestier *et al.*, *cond-mat/0102216*, show that the polycrystalline forms of MgB_2 are strongly-linked in comparison to the highly anisotropic high- T_c cuprates, their critical current densities are still far below the limit of flux pinning [K.E. Gray, R.T. Kampwirth, J.W. Murduck and D.W. Capone, *Physica C* **152**, 445 (1988)].