

Critical Current Density of $\text{YBa}_2\text{Cu}_3\text{O}_{7-\delta}$ Low-Angle Grain Boundaries in Self-Field

D. T. Verebelyi, C. Cantoni, J. D. Budai and D. K. Christen
Oak Ridge National Laboratory, Oak Ridge, TN 37831-6061

H. J. Kim and J. R. Thompson
Department of Physics, University of Tennessee, Knoxville, TN 37996-1200 and
Oak Ridge National Laboratory, Oak Ridge, TN 37831-6061
(18 September 2000)

arXiv:cond-mat/0102081v1 [cond-mat.supr-con] 5 Feb 2001

Typeset using REVTeX

Abstract

A study has been performed on the superconducting critical current density J_c flowing across low angle grain boundaries in epitaxial thin films of $\text{YBa}_2\text{Cu}_3\text{O}_{7-\delta}$ (YBCO). The materials studied were dual grain boundary rings deposited on SrTiO_3 and containing 2° , 3° , 5° and 7° tilt boundaries. The current density in self-field was determined by magnetometric methods at temperatures from 5 K to T_c . We conclude that at the higher temperatures of coated conductor applications, there is limited potential for improving J_c by reducing the grain boundary angle below $\sim 3^\circ$.

PACS numbers (1999 scheme): 74.60.Jg, 74.50.+s, 74.76.Bz, 74.60.Ge

Well-aligned grains are necessary for optimum critical current density J_c in high-temperature superconductors. A large misalignment of adjacent grains suppresses the order parameter at the grain boundary (GB) and results in Josephson tunneling behavior [1] and a near-exponential decrease in J_c with misorientation angle [2–4]. In the case of $\text{YBa}_2\text{Cu}_3\text{O}_{7-\delta}$ (YBCO) low-angle grain boundaries ($\theta \lesssim 4^\circ$), the boundary is comprised of a periodic array of dislocation cores separated by only slightly perturbed material [5] providing a strong conduction channel wider than the in-plane coherence length. This low-angle regime is particularly important to understanding transport in the highly-textured coated conductors. Both of the most prominent coated conductor methodologies, rolling-assisted biaxially textured substrate (RABiTS) [6,7] and ion-beam assisted deposition (IBAD) [8], can provide this level of texture. Our previous transport results concluded that a 2° GB was inherently different from a 5° GB due to the weak-linked characteristics of the 5° GB [9]. In that study, grain-like voltage-current relations were observed, and no reduction in J_c could be measured across the 2° GB compared with its adjacent grains. However, those results were regarded as inconclusive since the estimated grain boundary voltages were less than those of the grain for reasonable sample geometry. Due to the important implications for coated conductors and the fundamentals of epitaxial $\text{YBa}_2\text{Cu}_3\text{O}_{7-\delta}$ (YBCO) films, we have investigated the properties of low-angle grain boundaries utilizing a high sensitivity magnetometer technique. From their magnetic moments, we deduce the persistent currents flowing in thin YBCO rings with and without 2° , 3° , 5° , and 7° [001]-tilt boundaries, and compare these results.

Films were prepared by pulsed laser deposition [7] of YBCO on SrTiO_3 (STO) bicrystal substrates with a single [001]-tilt boundary. Using standard optical photolithography techniques, rings were produced with an outside diameter of 3 mm and a width of 100 μm . A ring was patterned across the GB of the bicrystal, resulting in two GB's included in each "GB ring." For comparison, a companion ring was patterned beyond the grain-boundary region of each substrate to provide a control sample with the intragrain properties, which will be referred to as the "grain ring." The nominal thickness of the films was 200 nm.

Magnetic measurements were conducted with a Quantum Design MPMS-7 magnetometer. The separated, individual ring samples on rectangular STO substrates were attached to Si mounting disks using cellulose nitrate cement and placed into a Mylar tube for support. The magnetic field H , applied perpendicular to the plane of the ring, was ramped to 3000 G at 5 K to induce the maximum circulating persistent currents within the ring. The applied field was then reduced to zero, inducing maximum currents in the opposite sense. The resulting magnetic moment was measured while increasing the temperature from 5 K to 95 K in 1 K steps. For the grain rings, J_c was calculated using the modified Bean critical state model,

$$J_c = \frac{30 m_{ring}}{RV - R'V'}, \quad \text{Eq.1}$$

where m_{ring} is the magnetic moment in units of emu, V is the volume of a cylinder with the outside radius R of the ring, and V' is the volume of the "missing" cylinder with inside radius R' . For the GB ring, we determined the current across the boundary from the measured magnetic moment by removing the background signal arising from currents circulating within the "strip" of YBCO but not crossing the GB. (This procedure was verified by measurements on an open circuit ring in which a line was etched across its entire 100 μm width; from these data, the Bean model, with a different geometrical factor, also

yields the grain J_c of a homogeneous YBCO strip.) In Table I, the relative magnitudes of the corrections are illustrated by the ratio of the apparent GB J_c (as deduced from the Bean relation Eq. 1) to the actual J_c of the boundary, all at 5 K.

We first consider and discuss some surprising findings on the lowest angle grain boundary (2°), then return to the measurements on the remaining low angle GB materials. The present results, obtained by magnetometry of the 2° GB ring, confirmed our previous transport measurements by showing no discernible reduction in J_c when compared with the companion grain ring. Figure 1 shows the temperature dependence of J_c for two sets of samples with 2° GB and their companion grain rings. High resolution x-ray diffraction quantified the exact YBCO misorientations: 1.83° [001]-tilt and 0.13° [100]-tilt. From the Franck formula, the calculated dislocation spacing for a 2° GB is 11 nm, with a maximum strong channel span of 10 nm approximated from visual inspection of transmission electron micrograph images. This corresponds to a minimum reduction of only 10% in effective GB length, which is within the expected accuracy range of the data considering geometrical and experimental errors. A possible conclusion is that the dislocation cores along the GB are no more than 1 nm in size with respect to suppression of the order parameter.

This simplistic view, however, may be overshadowed by the intrinsic structure of YBCO films on a cubic substrate. The twin structure of YBCO could provide an explanation for undiminished J_c values across a 2° GB. Twin boundaries are formed in YBCO films at the tetragonal-to-orthorhombic structural transition upon cooling in oxygen from high temperature. Variations in twin structure are dependent on strain, ambient oxygen pressure and cooling rate [10]. Twin boundaries in films are found to be preferentially aligned along the $\langle 110 \rangle$ and $\langle 1\bar{1}0 \rangle$ of lattice-matched cubic substrates. In this case, the orthorhombic nature of the lattice is accommodated by a $\sim 1.8^\circ$ misalignment of the $(1\bar{1}0)$ planes on either side of a (110) twin boundary [11]. Thus a YBCO film on a $\text{SrTiO}_3(001)$ single crystal actually consists of domains with 4 distinct, symmetry-related in-plane orientations. Figure 2 shows a x-ray phi scan through the YBCO (225) peak including both sides of a 5° bicrystal. Each group of three peaks represent one grain of the bicrystal. The strong central peaks at 0° and 5.1° arise from the two twin domains for which the YBCO $\{110\}$ planes are aligned with the substrate $[H\bar{H}0]$ direction. The difference of 5.1° between these peaks corresponds to the [001]-axis bicrystal tilt misorientation. The smaller peaks located at $\pm 0.9^\circ$ (as given by $[2 \tan^{-1}(b/a) - 90^\circ]$) from the central peaks are reflections from the two possible twin domains associated with the twin planes aligned with the $[H\bar{H}0]$ substrate direction. This is also true for the adjacent grain across the GB. We note that although the x-ray analysis does not describe the morphology of domains, it does reveal that twinned YBCO films on single crystal substrates are populated with possible GB misorientation angles of 0.9° , 89.1° , and 90° . Thus the YBCO boundaries located above the intersection of a bicrystal substrate with a tilt boundary of θ° are not composed of simply a single well-defined GB of angle θ . Instead, different YBCO domains can impinge with a variety of misorientation angles, including $\theta \pm 0.9^\circ$ and $\theta \pm 89.1^\circ$. It is important to note that twin boundaries supply no dislocations, while the interface between the suggested twin domains would produce dislocations with an expected 12 nm period. Such a dilute array of dislocations easily accommodates a superconducting coherence length between dislocations, resulting in the typically observed strongly non-linear, well coupled Abrikosov superconductor. In this view, the addition of a single 2° GB to the matrix would not be expected to provide additional distinguishable

dissipation.

Let us now consider more generally the critical current density for grain boundaries with slightly larger angles. In transport studies, prominent tunneling behavior appears to dominate transport characteristics for a GB angle above $3-4^\circ$, where the grain-like channel between the dislocation cores becomes smaller than a coherence length. The present magnetometry study on GB rings of 2° , 3° , 5° , and 7° provides precise results for the temperature-dependent J_c in the regime of low angle boundaries. Figure 3 shows the temperature dependence of J_c for 3° , 5° , and 7° GB rings, compared to their companion grain rings. Also, Table I lists the J_c values at 5 K for each misorientation angle. The 5° and 7° tilt GB's manifest their tunneling conduction in transport studies via a linear differential $V - J$ characteristic; in these magnetometry studies, a signature of tunneling is a complex in-field J_c with a pronounced dependence on the magnetic field history. In contrast, transport studies of the 2° GB found grain-like, power law characteristics indicative of strong, tunneling-free conduction. The magnetometry studies of both the 2° and 3° rings revealed in-field J_c 's with a qualitatively simple, monotonic falloff with H and with minimal-to-no dependence on field history. These results indicate then, a robust current conduction for GB's up to 3° , but pronounced tunneling behavior for GB angles of 5° and above. For the 3° GB, the J_c lies a factor of 2-3 below the grain value, which can be accounted for in part by a reduced cross-section of "good" material by dislocations.

Qualitatively, Fig. 3 shows a systematic reduction of GB current density with angle. The inset in Fig. 3 shows quantitatively the angle-dependence of J_c at temperatures $T = 5, 64, \text{ and } 77$ K. At low temperatures, the J_c rises rapidly as the GB angle decreases in this regime of low angles. For comparison, the (calculated) depairing current density at $T=0$ is included in the inset. At the higher temperatures of coated conductor applications, there is limited potential for improving J_c by reducing the grain boundary angle below $\sim 3^\circ$. The present materials, in the temperature range of LN_2 , already possess the technologically desirable current densities $>10^6$ A/cm². In this low angle range, the intragrain J_c becomes the limiting factor, and should become the focus of further improvements, especially in the presence of magnetic fields.

We thank D.M. Feldmann and D.C. Larbalestier for scientific discussions and for providing the 3° substrate. Research co-sponsored by the DOE Division of Materials Sciences, the DOE Office of Energy Efficiency and Renewable Energy, Power Technologies, under contract DE-AC05-00OR22725 with the Oak Ridge National Laboratory, managed by UT-Battelle, LLC.

FIGURE CAPTIONS

Fig 1. Magnetometer measurements of persistent current density vs. temperature for two 1.8° grain boundary rings and their companion grain rings. Transport data from a 1.8° single grain boundary are shown for comparison.

Fig. 2. X-ray ϕ scan through the YBCO {225} peak on a 5.1° bicrystal showing the in-plane angular relation between various YBCO domains.

Fig 3. Magnetometer measurements of critical current density vs. temperature for 2.8°, 5.1° and 7° grain boundary rings and their companion grain rings from the same deposition and substrate. Inset: J_c versus grain boundary angle at $T = 5, 64,$ and 77 K, in self field.

=====

Table I. Comparison of critical current density at 5 K for YBCO grain boundaries and their companion grains. Data are calculated values of J_c from the maximum magnetic moment of persistent currents in a narrow ring of YBCO on SrTiO₃ substrates, in self field.

Misorientation (degrees)	GB Ring J_c (MA/cm ²)	Grain Ring J_c (MA/cm ²)	(J_c^{GB} / J_c^{Grain})	$(J_c^{GB,corr} / J_c^{GB,Bean})$
1.8	35	39	0.90	1
1.8	36	37	0.97	1
2.8	9.1	19 ^a	0.48	1
2.8	11.5	23	0.50	0.99
5.1	0.95	18	0.053	0.48
5.1	1.4	34	0.041	0.56
7	0.85	31	0.027	0.47

^a Value measured with an "open circuit" ring in strip geometry.

REFERENCES

- [1] P. Chaudhari, J. Mannhart, D. Dimos, C. Tsuei, J. Chi, M. Oprysko, and M. Scheuermann, *Phys. Rev. Lett.* **60**, 1653 (1988).
- [2] Z. Ivanov, P. Nilsson, D. Winkler, J. Alarco, T. Claeson, E. Stepantsov, and A. Tzalenchuk, *Appl. Phys. Lett* **59**, 3030 (1991).
- [3] H. Heinig, R. Redwing, I. Tsu, A. Gurevich, J. Nordman, and S. Babcock, *Appl. Phys. Lett* **69**, 577 (1996).
- [4] H. Hilgenkamp and J. Mannhart, *Appl. Phys. Lett* **73**, 265 (1998).
- [5] M. Chisholm and D. Smith, *A. Phil. Mag.* 181 (1989).
- [6] A. Goyal, D. Norton, J. Budai, M. Paranthaman, E. Specht, D. Kroeger, D. Christen, Q. He, B. Saffian, F. List, D. Lee, P. Martin, C. Klabunde, B. Hatfield, and V. Sikka, *Appl. Phys. Lett* **69**, 1795 (1996).
- [7] D. Norton, A. Goyal, J. Budai, D. Christen, D. Kroeger, E. Specht, Q. He, B. Saffian, M. Paranthaman, C. Klabunde, D. Lee, B. Sales, and F. List, *Science* **274**, 755 (1996).
- [8] X. Wu, S. Foltyn, P. Arendt, W. Blumenthal, I. Campbell, J. Cotton, J. Coulter, W. Hults, M. Maley, H. Safar, and J. Smith, *Appl. Phys. Lett* **67**, 2397 (1995).
- [9] D. Verebelyi, D. Christen, R. Feenstra, C. Cantoni, A. Goyal, D. Lee, M. Paranthaman, P. Arendt, R. DePaula, J. Groves, and C. Prouteau, *Appl. Phys. Lett* **76**, 1755 (2000).
- [10] E. Specht, C. Sparks, A. Dhere, J. Brynstad, O. Calvin, D. Kroeger, and H. Oye, *Phys. Rev. B* **37**, 7426 (1988).
- [11] J. Budai, M. Chisholm, R. Feenstra, D. Lowndes, D. Norton, L. Boatner, and D. Christen, *Appl. Phys. Lett* **58**, 2174 (1991).

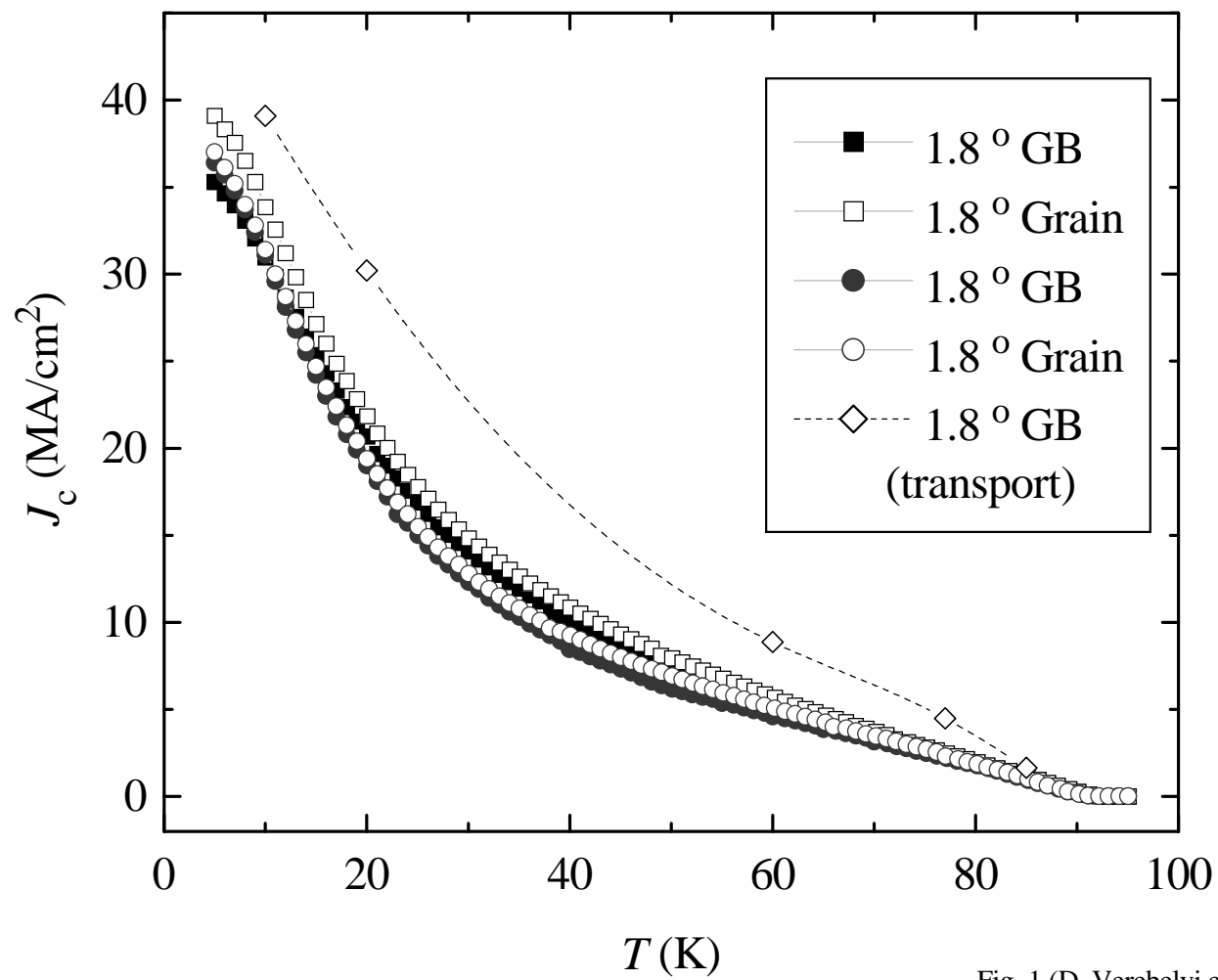
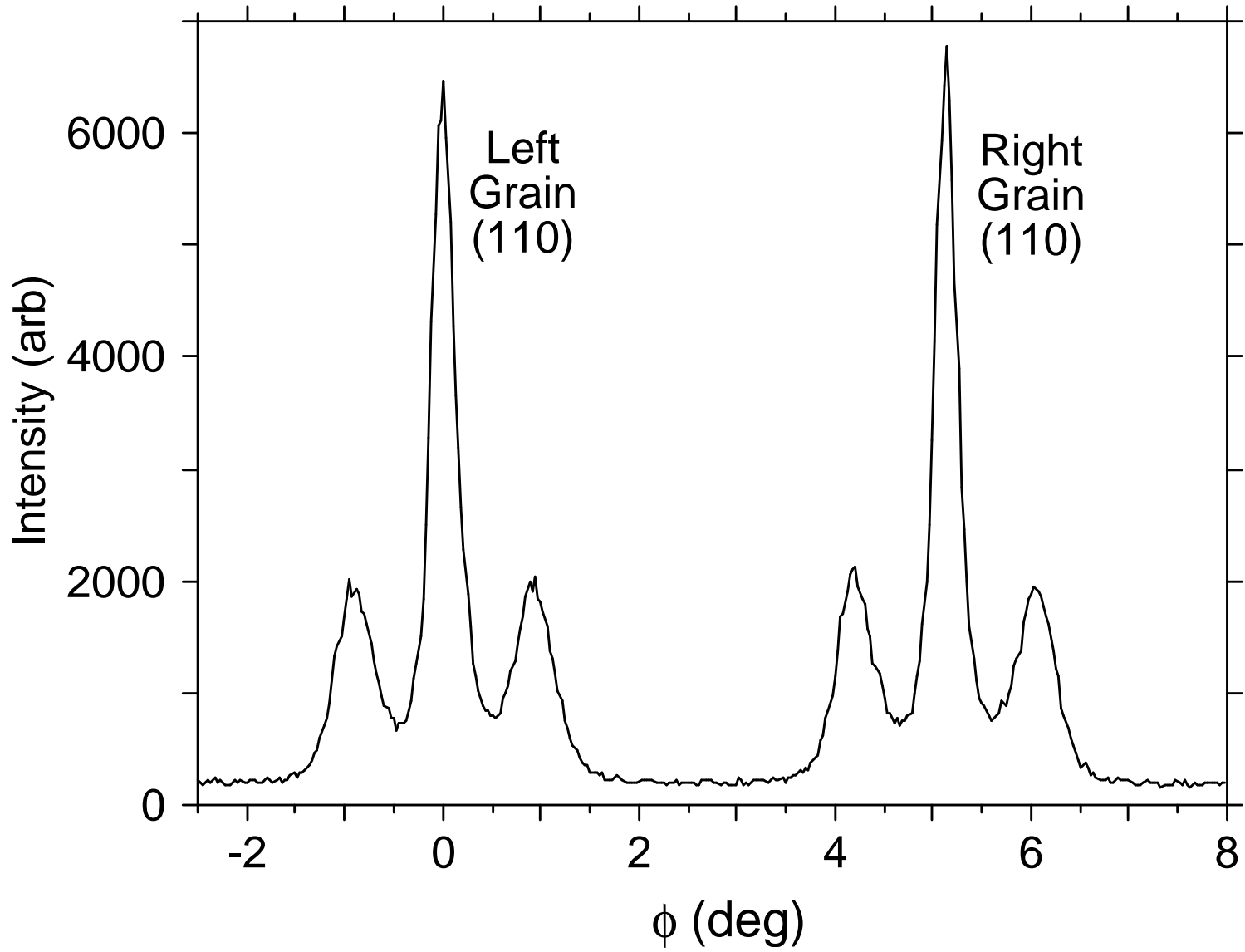


Fig. 1 (D. Verebelyi et al)



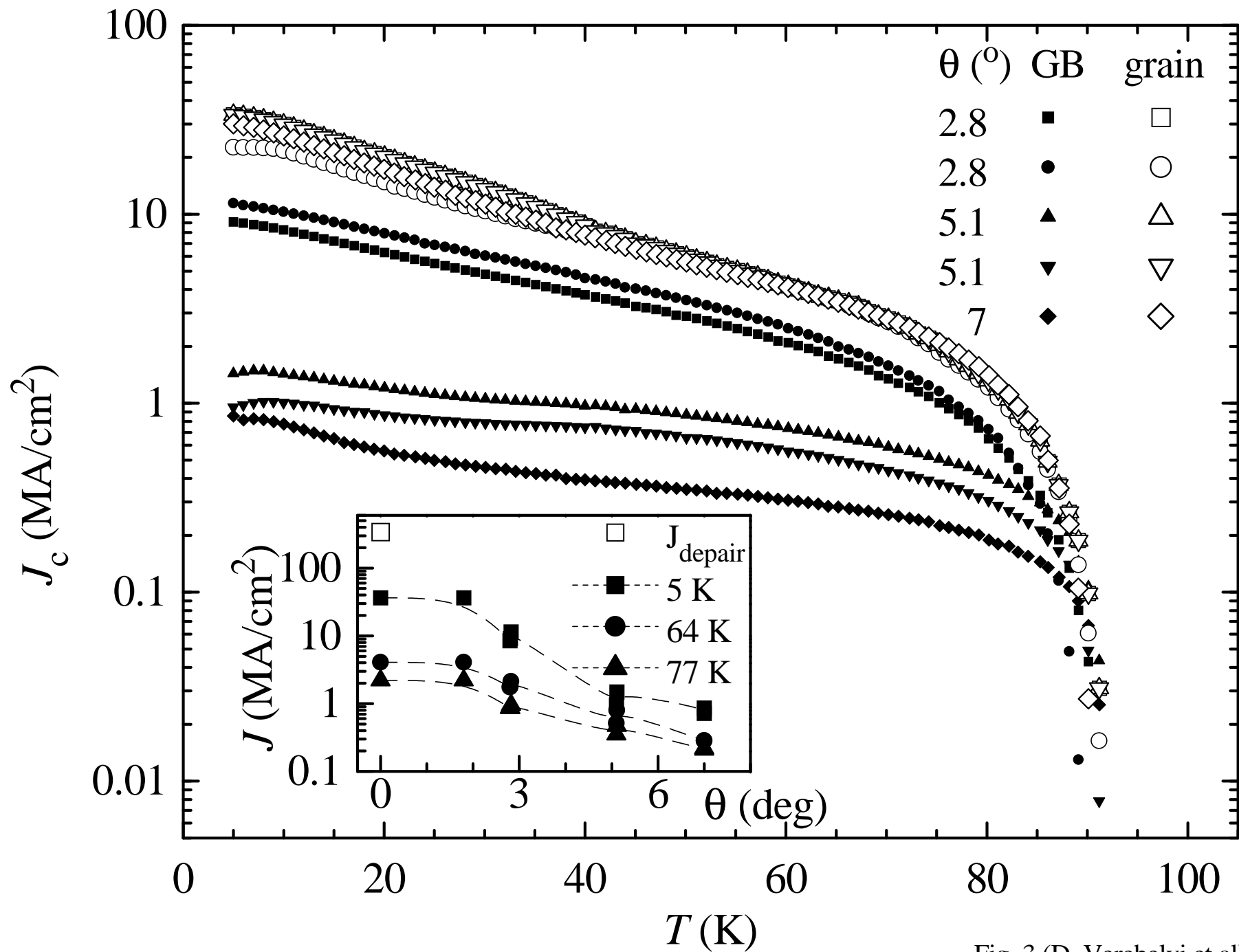


Fig. 3 (D. Verebelyi et al)