

The Electron Spectral Function in Two-Dimensional Fractionalized Phases

C. Lannert¹, Matthew P. A. Fisher², and T. Senthil²

¹*Department of Physics, University of California, Santa Barbara, CA 93106*

²*Institute for Theoretical Physics, University of California, Santa Barbara, CA 93106-4030*

(November 19, 2018)

We study the electron spectral function of various zero-temperature spin-charge separated phases in two dimensions. In these phases, the electron is not a fundamental excitation of the system, but rather “decays” into a spin-1/2 chargeless fermion (the spinon) and a spinless charge e boson (the chargon). Using low-energy effective theories for the spinons (d-wave pairing plus possible Néel order), and the chargons (condensed or quantum disordered bosons), we explore three phases of possible relevance to the cuprate superconductors: 1) AF^* , a fractionalized antiferromagnet where the spinons are paired into a state with long-ranged Néel order and the chargons are 1/2-filled and (Mott) insulating, 2) the nodal liquid, a fractionalized insulator where the spinons are d-wave paired and the chargons are uncondensed, and 3) the d-wave superconductor, where the chargons are condensed and the spinons retain a d-wave gap. Working within the Z_2 gauge theory of such fractionalized phases, our results should be valid at scales below the vison gap. However, on a phenomenological level, our results should apply to any spin-charge separated system where the excitations have these low-energy effective forms. Comparison with ARPES data in the undoped, pseudogapped, and superconducting regions is made.

I. INTRODUCTION

Ideas of spin-charge separation have long been considered in relation to the cuprate high- T_c materials following P.W. Anderson’s original suggestions [1]. Phenomenologically, the assumption that the electron “breaks apart” leads to fairly simple explanations for some otherwise puzzling aspects of these materials. Attempts to formulate this rather elegant idea into a well-defined theory of electrons living in two or more spatial dimensions have historically been plagued with problems. A recently introduced Z_2 gauge theory of strongly correlated electron systems [2] indeed contains both spin-charge separated and spin-charge confined phases, and we work here within this formulation.

Among the host of puzzling experimental properties of these materials, we wish to concentrate here on angle resolved photoemission spectroscopy (ARPES) experiments which in recent years have reached an unprecedented level of resolution. With this increased clarity of data has come increased confusion in theoretical interpretation. In particular, it seems quite difficult to explain the ARPES lineshape in the pseudogap regime within Fermi liquid theory. In fact, any conventional quasiparticle description would seem to predict a sharp peak in the spectral function, $A(\mathbf{k}, \omega)$, at $\omega(\mathbf{k})$ for some \mathbf{k} in the Brillouin zone. The data in the underdoped compounds in their non-superconducting state, on the other hand, show only broad and sometimes step-like features. Increased energy and momentum resolution has made the contrast with the superconducting state, where a sharp peak does emerge, more striking and has led to further doubts about the quasiparticle description of the pseudogap state. As argued elsewhere [3], this contrast between the pseudogap and superconducting lineshapes suggests

that the pseudogap region could be dominated by a zero-temperature fractionalized phase. In addition, recent results in the superconducting state suggest a connection between the weight under the superconducting quasiparticle peak and the condensate density [4]. This result seems rather mysterious from a Fermi-liquid point of view, but, as we later show, may have a simple explanation in terms of separated spin and charge degrees of freedom. ARPES experiments on undoped compounds also show broad spectral features rather than well-defined quasiparticle peaks, which has led us to consider the possibility of a fractionalized antiferromagnet, dubbed AF^* . However, the spectral function does show signs of “sharpening up” as the system is overdoped, suggesting that there may be a quantum confinement critical point in the cuprate phase diagram, as shown in Figure 1.

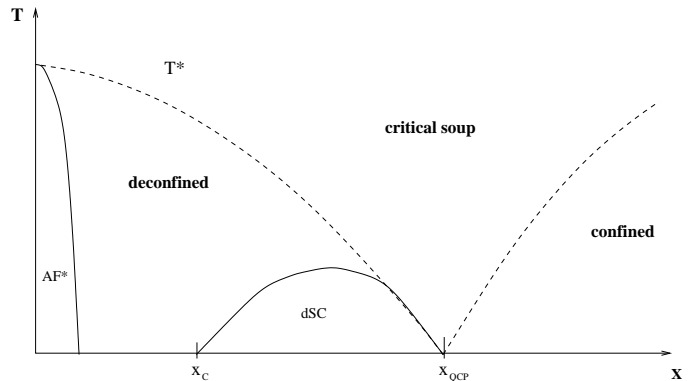


FIG. 1. Schematic phase diagram for the high T_c cuprates.

We wish here to explore in more detail the consequences of these spin-charge separation ideas for the

single-electron spectral function of the cuprate materials at low doping. Working with a fairly simple theory of low-energy spin and charge excitations in a fractionalized phase, we will find qualitative agreement with ARPES data in the pseudogap and superconducting phases, as well as in the undoped insulator. Although the theory used here has been analyzed and motivated from a variety of standpoints elsewhere [2,5], we hope to make clear its reasonableness on purely phenomenological grounds. We begin, then, from a zero-temperature theory of d-wave paired spinons and charge e bosons. The bosons can have a zero-temperature phase transition between condensed and quantum disordered phases. We explore here quantitatively the single-electron spectral function in the $x = 0$ spin-charge separated antiferromagnet (AF^*), the nodal liquid (to be identified with the pseudogap phase), and the superconductor.

II. THE MODEL

We briefly recapitulate the phase diagram of the cuprates in terms of the Z_2 gauge theory introduced elsewhere [2]. The theory contains spinon and chargon degrees of freedom, coupled to a Z_2 gauge field in two spatial dimensions. We begin with the square lattice Hamiltonian:

$$\begin{aligned}
H = & \sum_{\langle ij \rangle} \hat{\sigma}_{ij}^z [-t_s \hat{f}_{i\alpha}^\dagger \hat{f}_{j\alpha} + \Delta_{ij} \hat{f}_{i\uparrow} \hat{f}_{j\downarrow} - t_c \hat{b}_i^\dagger \hat{b}_j + H.c.] \\
& + U \sum_i [\hat{n}_i - (1-x)]^2 + \sum_i g \vec{N} \cdot \hat{S}_i^\pi \\
& - h \sum_{\langle ij \rangle} \hat{\sigma}_{ij}^x - K \sum_{\square} \prod_{\square} \hat{\sigma}_{ij}^z, \quad (1)
\end{aligned}$$

where the electron operator is a product of spinon and chargon operators: $c_{i\alpha} = b_i f_{i\alpha}$. The term with coupling K is allowed by symmetry and can arise from integrating out the very high energy chargons, making this an effective theory of the low energy charge degrees of freedom. The spinon pairing Δ_{ij} is taken to be d-wave:

$$\Delta_{ij} = \begin{cases} +\Delta & \text{along } \hat{x}, \\ -\Delta & \text{along } \hat{y}, \end{cases} \quad (2)$$

and the spin operator is $\hat{S}_i^\pi = \sum_{\mathbf{k}} \hat{f}_{\mathbf{k}+\pi}^\dagger \vec{\sigma} \hat{f}_{\mathbf{k}}$. \vec{N} is the mean-field Néel order parameter and is non-zero only within the antiferromagnetic phase. The U term is a Hubbard-like interaction for $(1-x)$ chargons per unit cell. At zero temperature and as a function of K/h , the gauge field has a transition between confining and deconfining phases [2]. Deep within the deconfining phase, we may set $\hat{\sigma}_{ij}^z = 1$ on all links and we are left with decoupled spinons and chargons:

$$\begin{aligned}
H = & \sum_{\langle ij \rangle} [-t_s \hat{f}_{i\alpha}^\dagger \hat{f}_{j\alpha} + \Delta_{ij} \hat{f}_{i\uparrow} \hat{f}_{j\downarrow} - t_c \hat{b}_i^\dagger \hat{b}_j + H.c.] \\
& + U \sum_i [\hat{n}_i - (1-x)]^2 + \sum_i \vec{N} \cdot \hat{S}_i^\pi. \quad (3)
\end{aligned}$$

Fluctuations of σ^z can be taken into account by considering vortices in the Ising gauge field which have been dubbed “visons”. (A plaquette which contains a vison has $\prod_{\square} \sigma_{ij}^z = -1$.) The deconfining phase of the Z_2 gauge field is characterized by a gap to these vison excitations and, as we see above, the electron degrees of freedom are fractionalized in this phase. The zero temperature confining phase of the Z_2 gauge field is a condensate of these vison excitations and “glues together” spinons and chargons to form electrons. A “quantum confinement critical point” separates these two zero-temperature phases, as discussed elsewhere [3]. At finite temperatures above the fractionalized zero-temperature phase, we expect vison excitations to exist in two dimensions, leading to interactions between the chargons and spinons. However, at temperatures much smaller than the vison gap T^{vison} (which in the simplest theories of the quantum critical point would be of the same order as the pseudogap temperature, T^*), we expect the low energy degrees of freedom to be those of the fractionalized phase: spinons and chargons weakly interacting through Doppler shift terms, which we ignore.

We briefly discuss the phases shown pictorially in Figure 1. In the $x_c < x < x_{QCP}$ range, starting at temperatures much less than the vison gap and lowering the temperature, the bosonic chargons should go from a phase where they are phase incoherent to one where they are condensed. Below the chargon condensation temperature, the system is superconducting; this is T_c . Throughout, the spinons maintain a d-wave pairing (presumably due to antiferromagnetic interactions of strength J) and experience no phase transition, but rather a crossover at their pairing scale, T^* . Starting instead at zero-temperature and zero doping, we are in a spin-charge separated phase which is also an antiferromagnetic Mott insulator with long-range Néel order. Upon increasing the doping, staying at zero-temperature, we presumably enter a complicated charge-ordered insulating state of the chargons and destroy the long-range Néel order of the spinons. This is the zero-temperature phase believed to dominate the pseudogap region. We expect impurities and thermal fluctuations to destroy static charge order, but inhomogeneous effects could still be an important high-energy presence, leading to e.g. stripes. As the doping is further increased, the chargons presumably condense at zero-temperature into a superconducting state. After the destruction of Néel order, the spinons are qualitatively the same in this doping range and maintain a d-wave gap of order T^* . Throughout this zero-temperature region, the chargons and spinons are decoupled (since we are to the left of x_{QCP}). At $x = x_{QCP}$, the Ising gauge

field becomes confining and the chargons and spinons are bound together to form electrons, presumably in a Fermi liquid phase.

We turn our attention now to the spectral function defined in terms of the electron Green function:

$$A(\mathbf{k}, \omega) = -\frac{1}{\pi} \text{Im}G(\mathbf{k}, \omega). \quad (4)$$

Since at temperatures well below the vison gap, we expect a description of the system in terms of free chargons and spinons to capture the low-energy physics, we use the Hamiltonian in Equation 3, which is a sum of spinon and chargon Hamiltonians: $H(c^\dagger, c) \simeq H_b(b^\dagger, b) + H_f(f^\dagger, f)$. Within this construction, it is possible to write the electron Green function as a product of chargon and spinon Green functions:

$$G(\mathbf{r}, \tau) = \langle T_\tau c(\mathbf{r}, \tau) c^\dagger(\mathbf{0}, 0) \rangle, \quad (5)$$

$$= \langle T_\tau b(\mathbf{r}, \tau) b^\dagger(\mathbf{0}, 0) \rangle \langle T_\tau f(\mathbf{r}, \tau) f^\dagger(\mathbf{0}, 0) \rangle, \quad (6)$$

$$= G_b(\mathbf{r}, \tau) G_f(\mathbf{r}, \tau), \quad (7)$$

with $\tau = it$, the imaginary time. The problem of calculating the spectral lineshape in spin-charge separated phases now becomes one of calculating the spinon and chargon Green functions. We consider these two degrees of freedom in turn, discussing values of various parameters in each phase.

A. Spinons

We briefly describe the phases of the spinon model. Consider first the $\vec{N} = 0$ phase which describes spinons with a d-wave pairing amplitude, $\Delta_{\mathbf{k}}$. In this spin-charge separated construction, superconductivity is dependent only on the charge degrees of freedom. When the bosonic chargons are condensed ($\langle b \rangle \neq 0$), we are in a BCS d-wave superconductor and the spinons are simply neutralized BCS quasiparticles. When the chargons lack phase coherence, we are in a phase with no superconductivity, but with a d-wave gap to any excitation with spin 1/2, called elsewhere the nodal liquid [5]. When $\vec{N} \neq 0$, spinon-antispinon pairs condense forming a state with long-range antiferromagnetic order, but still containing free spinon excitations above a gap (of order J) *which are separated from the chargons* due to the vison gap. This spin-charge separated antiferromagnet has been dubbed AF^* [3].

The spinon piece of the Hamiltonian in Equation 3 is quadratic in the spinon operators, and we may diagonalize it using a Bogoliubov-type transformation. Setting $g\vec{N} = N_0\hat{z}$ and working in units of the lattice constant, we obtain:

$$H_f = \sum_{\mathbf{k}} E_{\mathbf{k}} \hat{a}_{\mathbf{k}, \alpha}^\dagger \hat{a}_{\mathbf{k}, \alpha}, \quad (8)$$

$$E_{\mathbf{k}} = \sqrt{N_0^2 + \Delta_{\mathbf{k}}^2 + \epsilon_{\mathbf{k}}^2}, \quad (9)$$

$$\epsilon_{\mathbf{k}} = -t_s(\cos k_x + \cos k_y), \quad (10)$$

$$\Delta_{\mathbf{k}} = \Delta(\cos k_x - \cos k_y), \quad (11)$$

with,

$$\hat{a}_{\mathbf{k}, \alpha} = u_{\mathbf{k}} \hat{d}_{\mathbf{k}, \alpha} + \alpha v_{\mathbf{k}} \hat{d}_{-\mathbf{k}, -\alpha}^\dagger, \quad (12)$$

$$u_{\mathbf{k}}^2 = \frac{1}{2} + \frac{1}{2} \cos \theta_{\mathbf{k}}; \quad v_{\mathbf{k}}^2 = \frac{1}{2} - \frac{1}{2} \cos \theta_{\mathbf{k}}, \quad (13)$$

$$\cos \theta_{\mathbf{k}} = \frac{\epsilon_{\mathbf{k}}}{\sqrt{\epsilon_{\mathbf{k}}^2 + \Delta_{\mathbf{k}}^2}}, \quad (14)$$

where

$$\hat{d}_{\mathbf{k}, \alpha} = A_{\mathbf{k}} \hat{f}_{\mathbf{k}, \alpha} + \alpha B_{\mathbf{k}} \hat{f}_{\mathbf{k}+\pi, \alpha}, \quad (15)$$

$$A_{\mathbf{k}}^2 = \frac{1}{2} + \frac{1}{2} \cos \phi_{\mathbf{k}}; \quad B_{\mathbf{k}}^2 = \frac{1}{2} - \frac{1}{2} \cos \phi_{\mathbf{k}}, \quad (16)$$

$$\cos \phi_{\mathbf{k}} = \frac{\sqrt{\epsilon_{\mathbf{k}}^2 + \Delta_{\mathbf{k}}^2}}{E_{\mathbf{k}}}, \quad (17)$$

is a Hartree-Fock-type spin density wave operator at momentum π appropriate to commensurate antiferromagnetic order with sublattice magnetization N_0 [6]. Note that when $N_0 = 0$, the Hamiltonian for $\hat{a}_{\mathbf{k}}$ is the same as the effective BCS Hamiltonian for a d-wave superconductor. Indeed, when the chargons condense, these become the Bogoliubov d-wave quasiparticles.

At zero temperature, we have for the spinon correlation function:

$$\langle f_{\mathbf{k}\alpha}^\dagger f_{\mathbf{k}\beta} \rangle = \frac{\delta_{\alpha, \beta}}{2} \left(1 - \frac{\epsilon_{\mathbf{k}}}{E_{\mathbf{k}}} \right). \quad (18)$$

We see that the spinon spectrum now has a gap of N_0 at $k_x = k_y = \frac{\pi}{2}$, as we would expect in the Néel state, as well as a d-wave gap whose maximum is 2Δ . We expect this spinon theory to work qualitatively at all temperatures well below $T^* < T^{vison}$, where the spinons are strongly paired and the low energy degrees of freedom are fractionalized. In particular, one should note that in the absence of chargon-spinon interactions, the spinons do not notice T_c .

The parameters t_s and Δ can be set by the experimentally determined ratio:

$$\frac{t_s}{\Delta} = \frac{v_f}{v_d}, \quad (19)$$

which ranges from ~ 14 in YBCO to ~ 20 in BSCCO near optimal dopings [7]. We expect this ratio to be of this order throughout the pseudogap phase. At zero doping, $|\vec{N}|$ is on the order of J .

B. Chargons

Once liberated from their fermionic statistics, the charge degrees of freedom behave as bosons of charge e hopping on a 2d square lattice, as in Equation 3. At

half-filling and zero temperature, we expect that in the limit $U/t_c \gg 1$, the system forms a Mott insulator, while in the limit $t_c/U \gg 1$, the bosons form a superfluid. This can be described by the 2+1-dimensional quantum XY model which has two phases, a superconducting phase and a quantum disordered, Mott insulating phase. Being concerned primarily with “normal state” (i.e. non-superconducting) properties, consider the insulating phase where $U/t_c \gg 1$. Excitations of this phase are doubly-occupied sites which are “massive” (i.e. gapped) and may propagate. These excitations as well as the excitations within the superfluid phase are well-described by the soft-spin continuum Landau-Ginzburg action, replacing the chargon operator with a complex field.

$$\hat{b}_i \rightarrow b(\mathbf{r}), \quad (20)$$

$$\mathcal{L}_b = \frac{1}{2} |\partial_\tau b|^2 + \frac{v^2}{2} |\nabla b|^2 + \frac{\mu}{2} |b|^2 + u(|b|^2)^2. \quad (21)$$

When $\mu > 0$, the bosons are quantum disordered and the chargon system is insulating. When $\mu < 0$, the chargons condense, forming a superconductor with $|\langle b \rangle|^2 = \mu/4u = n_0$, where n_0 is the condensate density. Fluctuations around this new minimum are described (to quadratic order) by the action:

$$b(\mathbf{r}, t) = \langle b \rangle + \tilde{b}(\mathbf{r}, t), \quad (22)$$

$$\tilde{b} = \tilde{b}_1 + i\tilde{b}_2, \quad (23)$$

$$\mathcal{L}_b = \frac{1}{2} (\partial_\tau \tilde{b}_1)^2 + \frac{v^2}{2} (\nabla \tilde{b}_1)^2 + \frac{M^2}{2} (\tilde{b}_1)^2 + \frac{1}{2} (\partial_\tau \tilde{b}_2)^2 + \frac{v^2}{2} (\nabla \tilde{b}_2)^2, \quad (24)$$

$$\text{with, } M^2 = -2\mu. \quad (25)$$

Starting in the superconducting phase and increasing the chemical potential toward $\mu = 0$, the order parameter (and therefore the condensate density) vanishes at the transition.

Away from half-filling in the presence of long-range Coulomb interactions or disorder, we expect the unoccupied sites to form some crystal. Even in the case of zero disorder, the underlying lattice makes characterization of this phase difficult. One way to gain intuition for this regime is by reformulating the problem in terms of vortices in the chargon phase [8]. On physical grounds, we expect that the strong coupling of the charge degrees of freedom will lead to complicated charge ordered states at zero temperature when the number of bosons is incommensurate with the underlying lattice, and that with increasing doping, the system should eventually pass into a zero-temperature superconducting state. The location of the transition, x_c , and the nature of the exact ground state for $x < x_c$ will depend sensitively on the chargon interactions and lattice commensurability effects. Lacking a more detailed theory of chargon solidification away from half filling in a fractionalized phase, we will use the XY model defined above to describe the low-energy

degrees of freedom at low temperatures in the fractionalized phases. Our main motivation is simplicity: the 2+1d XY model contains both a quantum disordered and a superconducting phase of bosons, as the more correct theory of the $x > 0$ boson system should. Although this description is obviously inadequate to describe the zero-temperature phases away from half-filling as well as the detailed critical properties of the transition, we note that for a perfectly clean system, the physics at length scales shorter than the mean hole spacing should be those of the half-filled system. At dopings of, say, 5 percent, this length is about 5 lattice spacings. In the corresponding energy range, the 2+1 XY model should capture the correct physics. We note that ARPES is an intermediate energy probe, although the energies corresponding to moderate dopings may still be too high. Since we are concerned here with general features of spectral function in each phase, we work with this phenomenological Landau-Ginzburg model, hoping to capture the correct physics.

Therefore, in the charge disordered (nodal liquid) phase at temperatures much smaller than the vison gap, we use Equation 21 and find for the chargon correlation function (setting $\mu = m^2 > 0$ and ignoring u to lowest order):

$$\langle b_{\mathbf{k}}^\dagger b_{\mathbf{k}} \rangle = \frac{1}{\omega_{\mathbf{k}}}, \quad (26)$$

$$\omega_{\mathbf{k}}^2 = m^2 + v^2 |\mathbf{k}|^2. \quad (27)$$

We briefly discuss the parameters in the model, m and v . In the underdoped regime near the critical point, x_c , we expect the chargon gap to be quite small, while at half-filling (in the parent insulator) the chargon gap is rather large, the charge gap for these materials being on the order of electron volts. Very little can be said about the velocity v without a more detailed microscopic theory. Working in units where \mathbf{k} is a dimensionless wavenumber, v is an energy scale, and we take it to be moderately larger than the spinon kinetic scale, t_s , (but of the same order) effectively giving the charge excitations a larger bandwidth than the spinons.

In the ordered phase ($\mu < 0$), the bosons are superconducting and at $T = 0$ the chargon-charge correlation function has the property:

$$\lim_{\mathbf{r}' - \mathbf{r} \rightarrow \infty} \langle b^\dagger(\mathbf{r}, t) b(\mathbf{r}', t') \rangle = |\langle b \rangle|^2 = n_0, \quad (28)$$

the condensate density. The quantity $\langle b \rangle$ is precisely the order parameter of the superconductor. At dopings $x > x_c$, as temperature increases within the superfluid phase, we expect phase fluctuations to reduce this quantity, eventually causing it to vanish at $T = T_c(x)$. At zero temperature within the superfluid phase, as doping is decreased it will vanish at $x = x_c$. As discussed above, the details of the $T = 0$ transition will be governed by the

universality class of the true doping-dependent chargon theory.

Within the superconducting phase, we may model the bosons with Equation 25, which results in the following general form for the chargon spectral function:

$$\langle b^\dagger(\mathbf{r}, t)b(\mathbf{r}', t') \rangle = n_0(T) + \langle \tilde{b}^\dagger(\mathbf{r}, t)\tilde{b}(\mathbf{r}', t') \rangle. \quad (29)$$

The fluctuations of the chargon field will be dominated by the detailed interactions between the chargons. In contrast to the Cooper pairs in a standard BCS superconductor, the bosonic chargons should be strongly interacting, given that their uncondensed phase is controlled by Mott-insulating physics. However, we expect that at energies larger than the condensation temperature, T_c , the chargon fluctuations should be the same as in the pseudogap state.

III. SPECTRAL FUNCTION

Given the spinon and chargon correlation functions, we can compute the electron spectral function, assuming no interactions between chargons and spinons, using the relations in Eqns. 4 and 5. The result at zero temperature is:

$$\begin{aligned} A(\mathbf{k}, \omega) &= \\ &= \int_{\mathbf{q}} \left[\langle f_{\mathbf{q}} f_{\mathbf{q}}^\dagger \rangle \langle b_{\mathbf{k}-\mathbf{q}} b_{\mathbf{k}-\mathbf{q}}^\dagger \rangle \delta(\omega - \omega_{\mathbf{k}-\mathbf{q}} + E_{\mathbf{q}}) \right. \\ &\quad \left. + \langle f_{\mathbf{q}}^\dagger f_{\mathbf{q}} \rangle \langle b_{\mathbf{k}-\mathbf{q}}^\dagger b_{\mathbf{k}-\mathbf{q}} \rangle \delta(\omega + \omega_{\mathbf{k}-\mathbf{q}} + E_{\mathbf{q}}) \right], \quad (30) \end{aligned}$$

$$= A_+(\mathbf{k}, \omega) + A_-(\mathbf{k}, \omega). \quad (31)$$

Because it measures electrons ejected from the sample, the ARPES intensity (up to matrix element effects) measures the occupied part of the spectral function, $A_-(\mathbf{k}, \omega)$ [9]. At temperatures far below the vison gap, the assumption of no chargon-spinon interactions should be valid. At energies, ω , larger than the temperature, the use of zero-temperature results should be valid. Most of the ARPES data of interest are done at temperatures below 100 K, which translates to an energy of 10 meV or less, close to the resolution of the instruments and certainly smaller than any features in the “normal state” spectra. This justifies use of the zero-temperature spectral function in our low-energy model. We therefore compare this $A_-(\mathbf{k}, \omega)$ with the ARPES data in each of the following phases: AF^* , nodal liquid (pseudogap), and d-wave superconductor. Although Equation 30 is quite simple, it nevertheless is not analytically integrable for arbitrary \mathbf{k} and ω . In the following sections, we present the results of numerical integrations of this function and plot the resultant $A_-(\mathbf{k}, \omega)$ at fixed \mathbf{k} (EDC) and at fixed ω (MDC), along the momentum cuts shown in Figure 2. For the numerical integration, we approximate the delta function in

Eqn. 30 by a Lorentzian of small width (0.0125 eV) for the energy distribution curves. This leads to small “tails” in these curves at small binding energies (near turn-on). Since we would like to explore the momentum distribution curves at these small turn-on energies, we need to avoid measuring mostly these Lorentzian tails. To this end, for the MDCs, we use instead a box-like delta function:

$$\delta(x) = \begin{cases} 1/\epsilon & \text{for } -\epsilon/2 < x < \epsilon, \\ 0 & \text{else,} \end{cases} \quad (32)$$

with $\epsilon = 10$ meV. Values of various parameters (such as Δ and v) will be given in each section. Some “Fermi surface” properties of the spinons should be discussed. While the pairing terms technically destroy any true Fermi surface, the number of spinons at a given momentum still drops off for $\epsilon_{\mathbf{k}} > 0$ and is sensitive to the minimum of the spinon dispersion, $E_{\mathbf{k}}$, which we can call k_f . Along the (π, π) direction, this minimum occurs at $\mathbf{k} = (\pi/2, \pi/2)$, while along the $(\pi, 0)$ direction, the location of the minimum depends on the relative values of t_s and Δ and will be discussed in each phase.

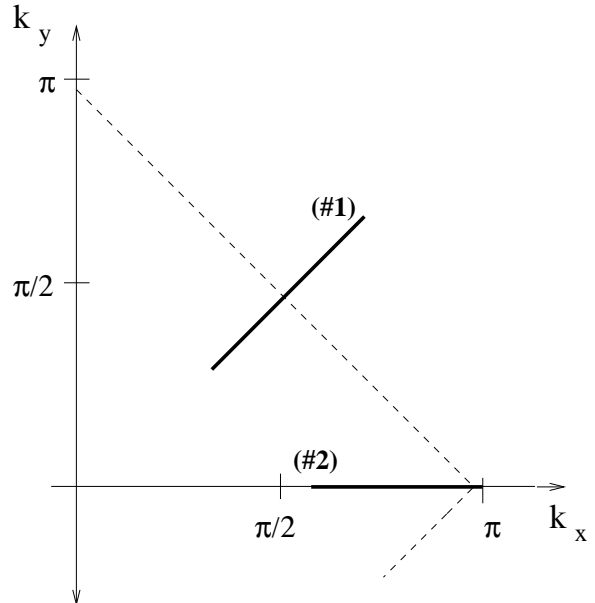


FIG. 2. Momentum cuts used for plots of $A_-(\mathbf{k}, \omega)$, showing the approximate location of the “Fermi surface” for our model. Cut #1 (used for MDCs and EDCs) is along the line $k_x = k_y$ near the nodal point, cut #2 (used for EDCs) is along $k_y = 0$ near the antinodal point.

A. (Fractionalized) Antiferromagnet

In this phase, the spinons are particle-hole paired into an antiferromagnet (with single spinons above the gap) and the chargons are gapped into a Mott insulating phase. However, because these two particles propagate

as separate excitations, we expect an electron injected into the system to “decay” or fractionalize into these two constituents. We therefore expect the spectral function at temperatures much lower than the vison gap to be broad, without the delta-function peak at some \mathbf{k} and ω which one finds when the underlying phase has electron-like elementary excitations.

For the spinons, we expect that both Δ and N_0 are of the order of $J \simeq t_s/2$; we take $t_s \simeq 0.5eV$. The chargin gap, m , is expected to be fairly large, on the order of an electron volt. With this in mind, we plot the electron spectral function in Figure 3 in the AF^* phase with $N_0 = \Delta = 0.25$ eV, $t_s = 0.5$ eV, $v = 2.5$ eV, and $m = 1$ eV. The shapes of the curves are not sensitively dependent on any of these parameters. For this ratio of t_s to Δ , the minimum of the spinon energy, $E_{\mathbf{k}}$, along cut #2 occurs at $k_x \simeq 2.2$. We plot the MDC along cut #1, at the energy $\omega = -1.30$ eV. This is slightly larger than the minimum binding energy of $N + m = 1.25$ eV.

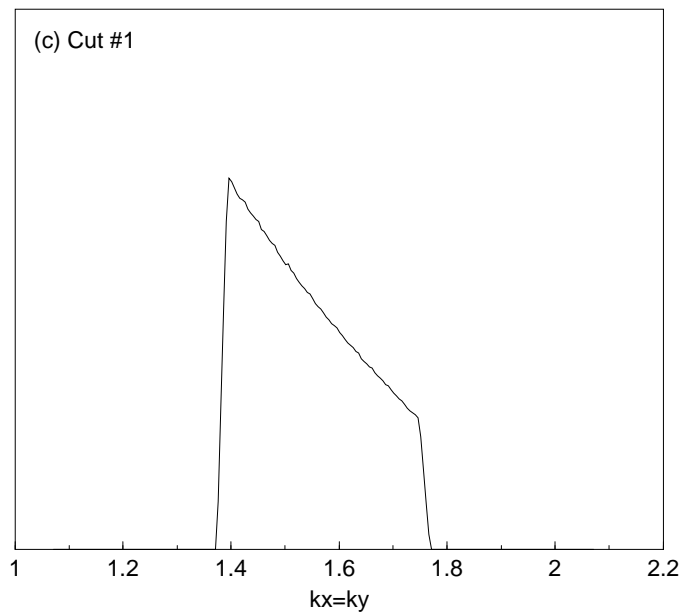
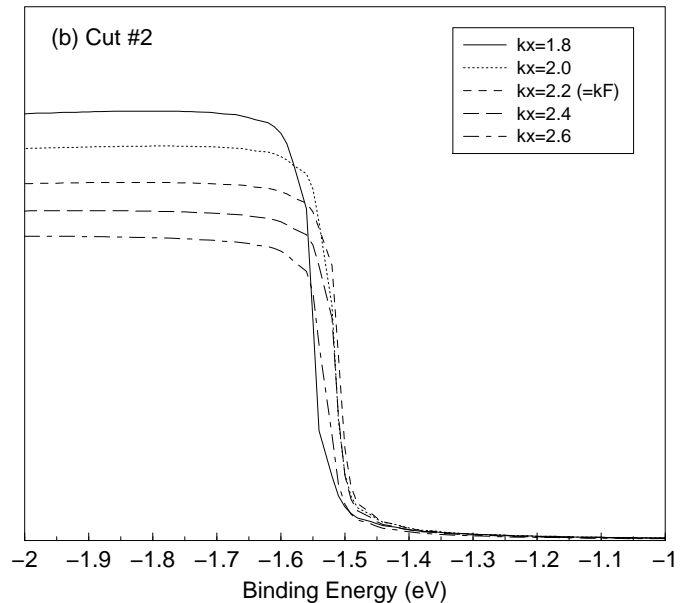
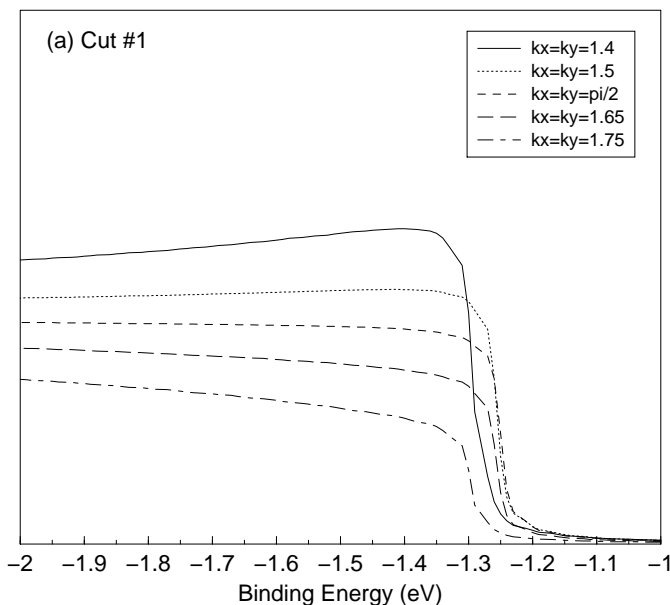


FIG. 3. $A_-(\mathbf{k}, \omega)$ at zero temperature in the AF^* phase. Plotted are: EDCs along (a) cut #1, and (b) cut #2 and an MDC (c) along cut #1 at energy $\omega = -1.30$ eV. The momentum space cuts are shown in Figure 2.

A few features of these curves should be pointed out. First, all EDCs are quite smeared, with no peaks. This indeed mimics one of the features of ARPES data on the undoped compounds [10]. Detailed comparison with the binding energies in the ARPES data for the undoped compound is complicated by the fact that determining the “Fermi level” of these compounds is not as straightforward as in the doped materials. In the case of our EDC plots, the binding energy should be used to note that the leading edge along cut #1 indeed has a smaller

gap than that along cut #2. In fact, the difference between the two is just the factor of 2Δ . That this feature of the leading edge will track $\Delta_{\mathbf{k}}$, the d-wave gap, can be seen from Equation 30. This is consistent with the experimentally determined “remnant Fermi surface” with a d-wave character found in the undoped compounds [10]. In contrast to the EDCs, the MDC shows a sharp feature. The detailed shape of the MDC curves may be influenced by the specifics of the model used.

B. Pseudogap (Nodal Liquid)

Because this zero temperature phase is also fractionalized, we expect broad spectral functions in this region. The spinons are paired into d-wave singlets, leading to the spin-gap. To be precise, we calculate the spectral function at zero-temperature using the XY model described earlier. We expect a low-energy theory of quantum disordered chargons to work qualitatively for the entire pseudogap region, provided $T \ll T^{vison}$. At finite temperatures, the zero-temperature spectral function can only be expected to capture features at energies larger than T . We would therefore like to compare our spectral function in this phase with ARPES data in the underdoped compounds at $T^* \gg T > T_c$. The chargons in this region should be dominated by their zero-temperature critical point. Here, we use the critical 2+1d XY theory for the chargons described previously, again noting that this will not describe in detail the true finite-doping critical point but will hopefully give an adequate effective theory for the low-energy excitations.

As an illustrative calculation, we may analytically perform the convolution integral in Equation 30 for $\mathbf{k} = (\pi/2, \pi/2)$ and $\mathbf{k} = (\pi, 0)$ at small ω , exactly at the XY critical point, $m = 0$, of Eqns.26-27. Equation 30 reads:

$$A_-(\mathbf{k}, \omega) = \int \frac{d^2q}{(2\pi)^2 4vq} \left(1 - \frac{\epsilon_{\mathbf{k}-\mathbf{q}}}{E_{\mathbf{k}-\mathbf{q}}} \right) \delta(\omega + E_{\mathbf{k}-\mathbf{q}} + \omega_{\mathbf{q}}). \quad (33)$$

At the node, the spinon spectrum may be linearized for small momentum and we find (after rotating to momenta parallel and perpendicular to the nodal direction and setting $t_s = \Delta = \bar{v}$ for simplicity):

$$A_-[\mathbf{k} = (\pi/2, \pi/2), \omega \text{ small}] \simeq \int \frac{d^2q}{(2\pi)^2 4vq} \left(1 - \frac{\bar{v}q_x}{\bar{v}q} \right) \delta(\omega + \bar{v}q + vq) \quad (34)$$

$$\simeq \frac{1}{8\pi v} \int_0^\infty dq \delta[\omega + (v + \bar{v})q] = \frac{1}{8\pi v(v + \bar{v})} \theta(-\omega). \quad (35)$$

At the antinode, the spinon spectral function is quadratic above the gap, $E_{\mathbf{k}-\mathbf{q}} \rightarrow \tilde{E}_q = 2\Delta\sqrt{1 - \frac{1}{2}q^2}$, and we find:

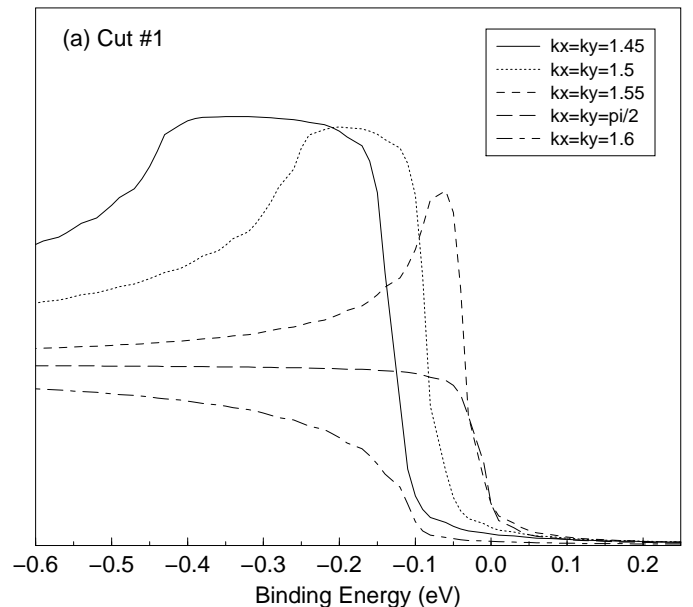
$$A_-[\mathbf{k} = (\pi, 0), \omega \simeq \Delta] \simeq \int \frac{d^2q}{(2\pi)^2} \frac{1}{4vq} \left(1 + \frac{v_F[q_x^2 - q_y^2]}{2\tilde{E}_q} \right) \delta(\omega + vq + \tilde{E}_q) \quad (36)$$

$$\simeq \frac{1}{8\pi v} \int_0^\infty dq \delta[\omega + vq + 2\Delta + O(q^2)] \quad (37)$$

$$\simeq \frac{1}{8\pi v^2} \theta(-\omega - 2\Delta). \quad (38)$$

We see that at these two particular points in \mathbf{k} -space, the electron spectral function turns on like a step function, not a peak, in qualitative agreement with the ARPES results.

To obtain the electron spectral function at other \mathbf{k} and ω , we resort to numerical integration. In the underdoped region, values of t_s/Δ vary from compound to compound, but are of order 10. With this in mind, we set $t_s = 0.5$ eV, $\Delta = 25$ meV, $v = 2.5$ eV. Also, for the purposes of performing the integration with the Lorentzian delta-function approximation (see discussion at the beginning of section III), we regularize the chargin spectrum by adding a small mass, $m = 12.5$ meV, for the energy distribution curves shown in Figure 4(a) and (b). For the momentum distribution curve shown in Figure 4(c), the chargin mass is equal to zero. Again, we find no sensitive dependence on the exact values of these parameters. For this value of t_s/Δ , the minimum value of the spinon energy, $E_{\mathbf{k}}$, along cut #2 occurs at $k_x \simeq 3.0$. For the MDC along cut #1, we use a binding energy large enough that the width of the approximate delta-function does not influence the width of the curve, $\omega = -40$ meV.



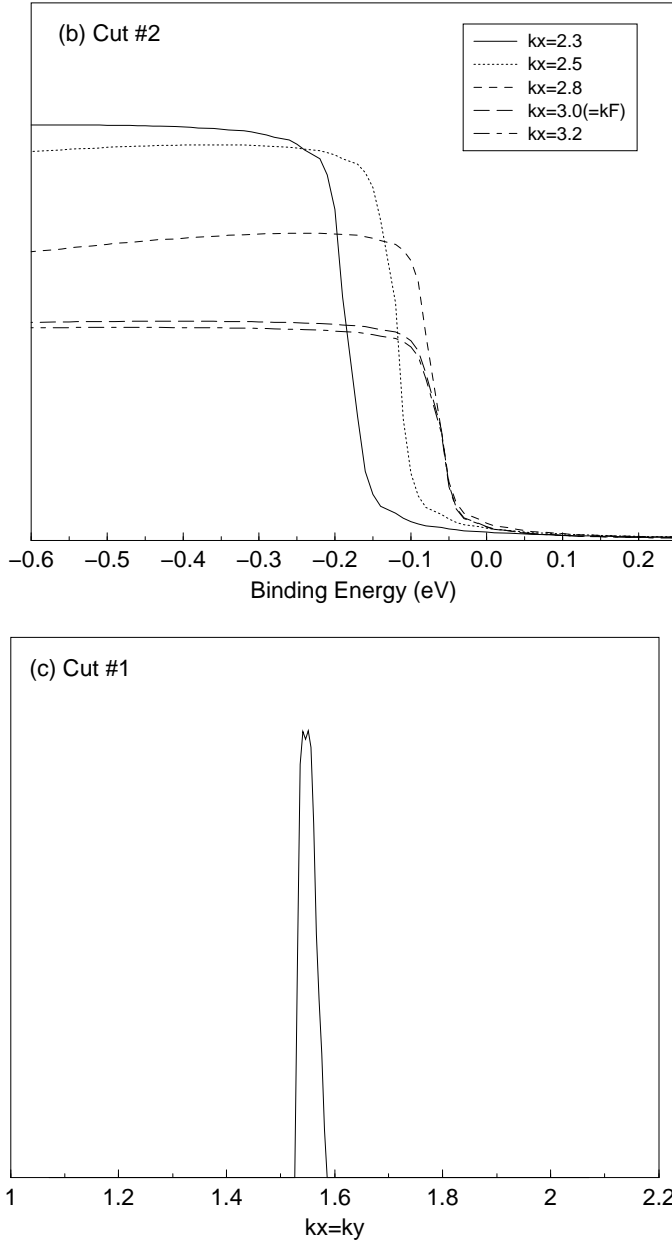


FIG. 4. $A_-(\mathbf{k}, \omega)$ in the pseudogap phase. Shown are: EDCs along (a) cut #1, and (b) cut #2 and an MDC (c) along cut #1 at an energy of $\omega = -40$ meV. The momentum space cuts are shown in Figure 2.

We wish to note the following features of the graphs in Figure 4. Foremost, the EDCs are indeed quite smeared, even near the “Fermi surface” crossings of the spinons, but more so in the $(\pi, 0)$ direction than in the nodal direction, where something peak-ish (though still quite broad) emerges near $(\pi/2, \pi/2)$. Also, as we have seen analytically, the leading edge in the $(\pi, 0)$ direction never gets to zero binding energy but instead shows a *gap* of $2\Delta = 50$ meV. It should also be pointed out that as one moves along either cut, both sets of EDCs show the

leading edge moving toward its minimum binding energy and then losing weight and/or receding above k_f . Of particular interest is the contrast between the EDCs and MDC along cut #1 (the nodal direction), where the MDC shows a very sharp peak at the node while the EDCs are broad and often step-like. The noise at the top of the MDC is a consequence of using a “box-like” δ -function for this integration.

C. D-Wave Superconductor

At low dopings (where $T^{vison} \gg T_c$) when we cool below T_c , the bosonic chargons develop phase coherence and $\langle b \rangle$ is non-zero. The single electron correlation function in this region then has two pieces, in accordance with Eqns. 5 and 29:

$$G(\mathbf{r}, \tau) = |\langle b \rangle|^2 \langle f(\mathbf{r}, \tau) f^\dagger(\mathbf{0}, 0) \rangle + \langle \tilde{b}(\mathbf{r}, \tau) \tilde{b}^\dagger(\mathbf{0}, 0) \rangle \langle f(\mathbf{r}, \tau) f^\dagger(\mathbf{0}, 0) \rangle, \quad (39)$$

giving an occupied portion of the spectral function:

$$A_-(\mathbf{k}, \omega) = n_0(T) \langle f_{\mathbf{k}}^\dagger f_{\mathbf{k}} \rangle \delta(\omega + E_{\mathbf{k}}) + \int_{\mathbf{q}} \langle f_{\mathbf{q}}^\dagger f_{\mathbf{q}} \rangle \langle \tilde{b}_{\mathbf{k}-\mathbf{q}}^\dagger \tilde{b}_{\mathbf{k}-\mathbf{q}} \rangle \delta(\omega + \tilde{\omega}_{\mathbf{k}-\mathbf{q}} + E_{\mathbf{q}}). \quad (40)$$

Technically, this form is only valid at zero-temperature. However, we can see from the electron Green function in Eqn. 39 (which is valid at all temperatures much less than T^{vison}) that throughout the superconducting phase at low dopings, we expect a spectral function made up of a peak and a background.

The peak is a product of the condensate density, $n_0(T)$, and the spinon spectral function. For a given value of \mathbf{k} , the peak is located at the BCS quasiparticle energy, $E_{\mathbf{k}}$. Indeed, for non-interacting bosons at zero temperature, $\langle \tilde{b}^\dagger \tilde{b} \rangle = 0$, and we reproduce the BCS quasiparticle peak. In contrast with the bosons of BCS theory, we expect the chargons to be strongly interacting, leading to a non-zero background even at zero temperature [11]. We note that the width of this peak in our simple theory is entirely determined by the width of the spinon spectral function. Throughout the superconducting state, we expect the spinons to act like a two-dimensional Fermi liquid, leading to a weak [12] temperature-dependent width. To the extent that the peak and the background are distinguishable objects, the weight under this quasi-particle peak should be proportional to the condensate density,

$$\int_{peak} A_-(\mathbf{k}, \omega) = n_0(T) \int_{peak} \delta(\omega + E_{\mathbf{k}}) = n_0(T), \quad (41)$$

and should vanish into the background as $T \rightarrow T_c$ from below, without appreciable broadening.

A comment should be made here regarding the difference between the condensate density, n_0 , and the superfluid stiffness, ρ_s . While for non-interacting bosons these

quantities are the same, for interacting bosons they are different, even at zero temperature. Besides the effect of chargin-chargon interactions on these quantities, there is the important effect of the Doppler shift coupling between the superfluid and the quasiparticles in the superconducting state. For a d-wave superconductor, the coupling between quasiparticles and condensate leads to the well-known T-linear depletion of the superfluid stiffness for small T. The penetration depth, because it measures the superfluid stiffness, manifests this dependence near $T = 0$. The condensate density, on the other hand, is not directly coupled to the quasiparticles, and therefore need not approach $T = 0$ in the same manner as the superfluid stiffness.

The background in the spectral function comes from the second term in Equation 40, and will be complicated by the exact nature of chargin interactions. At energies large compared to the condensation temperature ($\simeq 10$ meV), we expect the spectral function to be that of the “normal state” above T_c . At low energies, we have seen above that there will be a sharp (resolution limited) peak in the spectral function, with weight equal to the condensate density, located at the spinon gap. It is only at intermediate energies, (1-10meV), that the detailed physics of the chargons at their charge-ordering critical point becomes important. In the superconductor for $T_c \ll T^{vison}$, we therefore expect a sharp peak whose weight is given by the condensate density, superimposed on a background which does not change qualitatively as one moves from the superconductor to the pseudogap phase above T_c . An illustration of the spectral function in the superconducting phase is given in Figure 5.

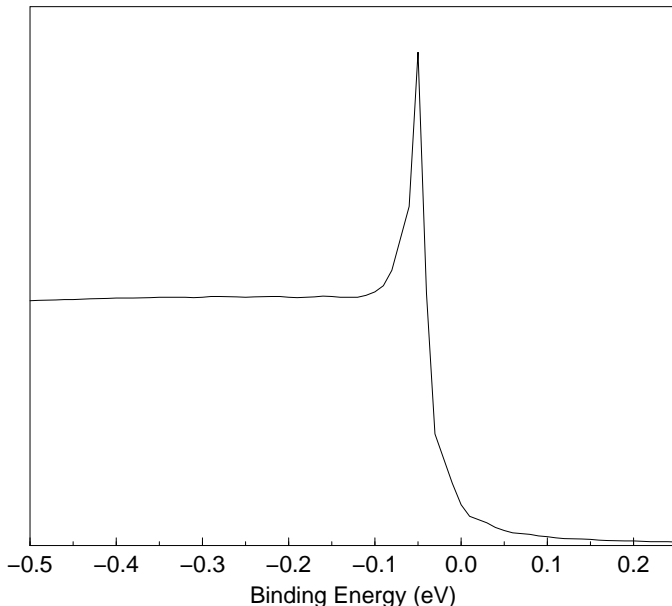


FIG. 5. For illustrative purposes only, this figure shows a Lorentzian peak centered at $E_{\mathbf{k}}$ superimposed on the nodal liquid $A_{-}(\mathbf{k}, \omega)$ for the “Fermi surface” crossing along cut #2 from the previous section, $\mathbf{k} = (3.0, 0)$.

IV. CONCLUSIONS

We have shown here that the following aspects of the ARPES data in the cuprate materials can be understood by assuming spin-charge separation: 1) the d-wave “pseudogap” seen above T_c , 2) the lack of sharp quasiparticle peaks in the pseudogap phase, 3) the emergence of a very sharp quasiparticle peak below T_c , 4) the qualitative temperature and doping dependence of the weight under this quasiparticle peak, as well as the existence within the superconducting state of a background similar in shape to the pseudogap spectra, and 5) the lack of sharp features in the undoped parent insulators as well as the d-wave character of their “remnant Fermi surface”. We emphasize that these results of ARPES in the undoped and underdoped compounds are rather hard to account for within a conventional picture of quasiparticles with the quantum numbers of electrons.

We are grateful to Leon Balents, J.-C. Campuzano, Steve Kivelson, Doug Scalapino, and Z.-X. Shen for helpful discussions. This research was generously supported by the NSF under Grants DMR-97-04005, DMR95-28578, and PHY94-07194.

-
- [1] P.W. Anderson, Science, **235**, 1196 (1987); S. Kivelson, D.S. Rokhsar, and J. Sethna, Phys. Rev. **B35**, 8865 (1987).
 - [2] T. Senthil and Matthew P.A. Fisher, Phys. Rev. **B62**, 7850 (2000).
 - [3] T. Senthil and Matthew P.A. Fisher, cond-mat/9912380.
 - [4] D.L. Feng *et al.*, Science, **289**, 277 (2000); H. Ding *et al.*, cond-mat/0006143.
 - [5] L. Balents, M.P.A. Fisher, and C. Nayak, Phys. Rev. **B60**, 1654 (1999).
 - [6] G.J. Chen, Robert Joynt, F.C. Zhang, and C. Gros, Phys. Rev. **B42**, 2662 (1990).
 - [7] May Chiao, *et al.*, cond-mat/9910367.
 - [8] The transition from superconductor to fractionalized insulator at zero-temperature can be recast, through a duality transformation, in terms of the proliferation and condensation of hc/e vortices. On a lattice with $1 - x$ bosons per unit cell, these vortices see $2\pi(1 - x)$ flux through each plaquette. As the vortices proliferate, this flux frustrates vortex motion, which we expect to lead to spontaneous breaking of translational or rotational symmetries.

- [9] Mohit Randeria and Juan-Carlos Campuzano, cond-mat/9709107.
- [10] F. Ronning *et al.*, Science, **282**, 2067 (1998).
- [11] A well-studied case of this is superfluid ${}^4\text{He}$, where even at zero temperature the condensate density, n_0 , is much less than the total density, n , due to interactions.
- [12] T^3 for a 2d nodal Fermi liquid.